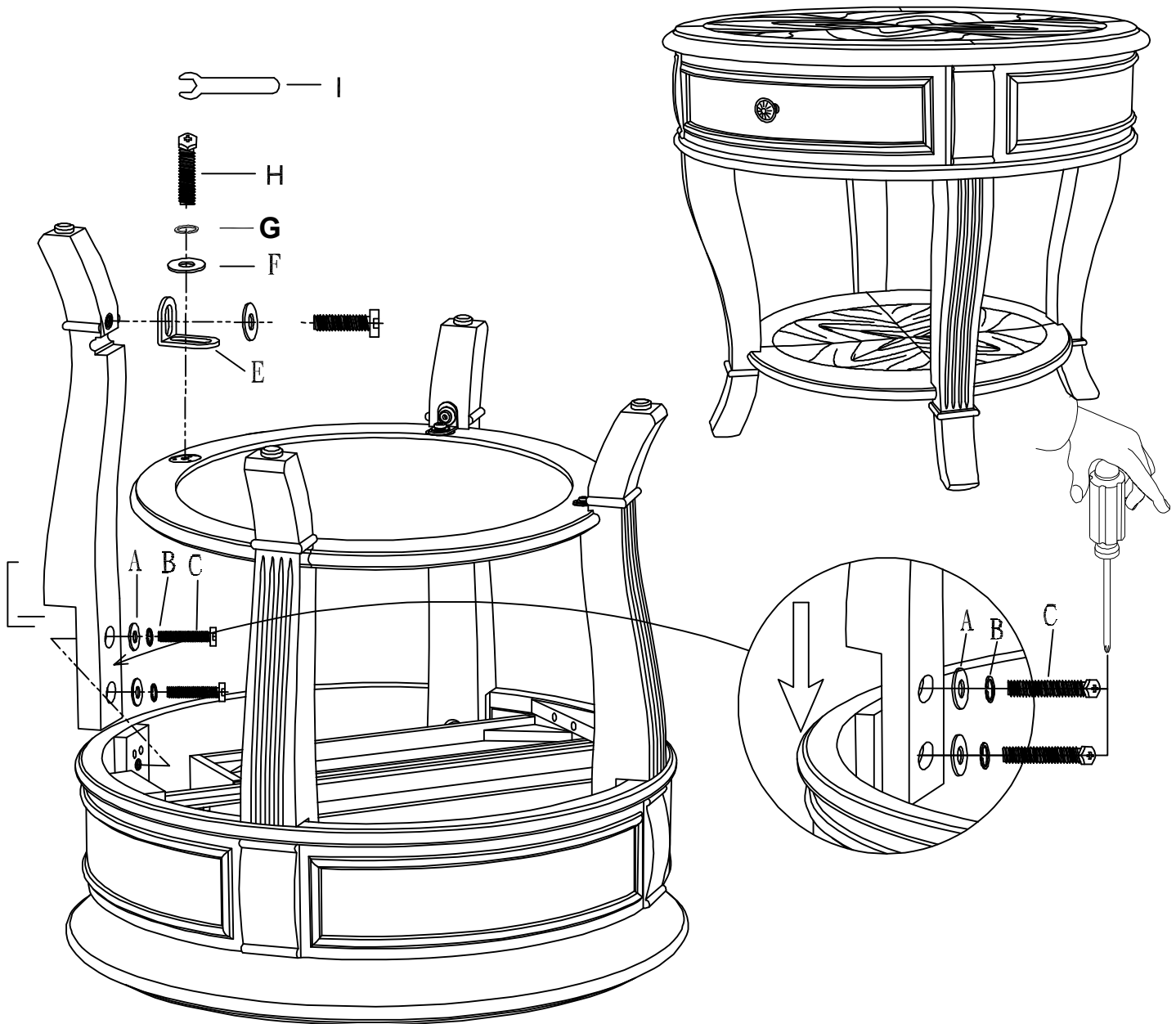










# HOKER

## INSTRUCTION FOR 281-80-116

\*\*\* please read all instructions carefully before starting the assembly process.\*\*\*

\*\*\* place table top upside down on soft surface.\*\*\*



NO.	HARDWARE LIST			QTY	NO.	HARDWARE LIST			QTY
A	Washer		Ø5/16"x19mm	8pcs	E	Metal Plate		I7121	4pcs
B	Spring Washer		Ø5/16"	8pcs	F	Washer		Ø1/4"x19mm	8pcs
C	<b>Bolt</b>		Ø5/16"x1-3/4"	8pcs	G	Spring Washer		Ø1/4"	8pcs
					H	<b>Bolt</b>		Ø1/4"x5/8"	8pcs
					I	Wrench		10mm	1pc