

# CET305TB

## 30-INCH ELECTRIC COOKTOP

MASTERPIECE® SERIES



### FEATURES & BENEFITS

- ★ - CookSmart® – with 4 preset frying levels, a sensor controls the temperature of the pan, taking the guesswork out of temperature selection
- ★ - Dual zone bridge element accommodates oblong cookware and multiple diameter sizes
  - Cook timer allows you to set a cook time for any element and turns off automatically once time has elapsed
  - Triple zone center element allows you to match element size to various sized cookware
  - Illuminated touch control panel offers intuitively simple selection of power levels and allows for easy cleaning

### ACCESSORIES (OPTIONAL)



CHEFSPAN08  
10" Stainless Steel Pan

### GENERAL PROPERTIES

Controls	Touch Controls
----------	----------------

### ELEMENT PERFORMANCE

Power of Front Left Heating Element	1,700 W
Power of Back Left Heating Element	1,700 / 700 W
Power of Bridge Element	4,000 W
Power of Center Heating Element	3,080 / 2,200 / 1,050 W
Power of Back Right Heating Element	N/A
Power of Front Right Heating Element	1,200 W

### ELEMENT SIZE

Dimension of Front Left Heating Element	7"
Dimension of Back Left Heating Element	7", 5"
Dimension of Center Heating Element	11", 8", 6"
Dimension of Back Right Heating Element	N/A
Dimension of Front Right Heating Element	6"

### TECHNICAL DETAILS

Watts (W)	7,800 W
Circuit Breaker (A)	30 / 30 A
Volts (V)	240 / 208 V
Frequency (Hz)	60 Hz
Plug Type	No Plug
Conduit	38" Flexible 3-Wire
Energy Source	Electric

### DIMENSIONS & WEIGHT

Overall Appliance Dimensions (HxWxD) (in)	7 1/16" + 3 15/16" x 31" x 21 1/4"
Required Cutout Size (HxWxD) (in)	3 15/16" x 28 3/4" x 19 7/8"
Minimum Distance From Counter Front (in)	2 1/4"
Minimum Distance From Rear Wall (in)	2 3/4"
Net Weight (lbs)	33 lbs

### WARRANTY

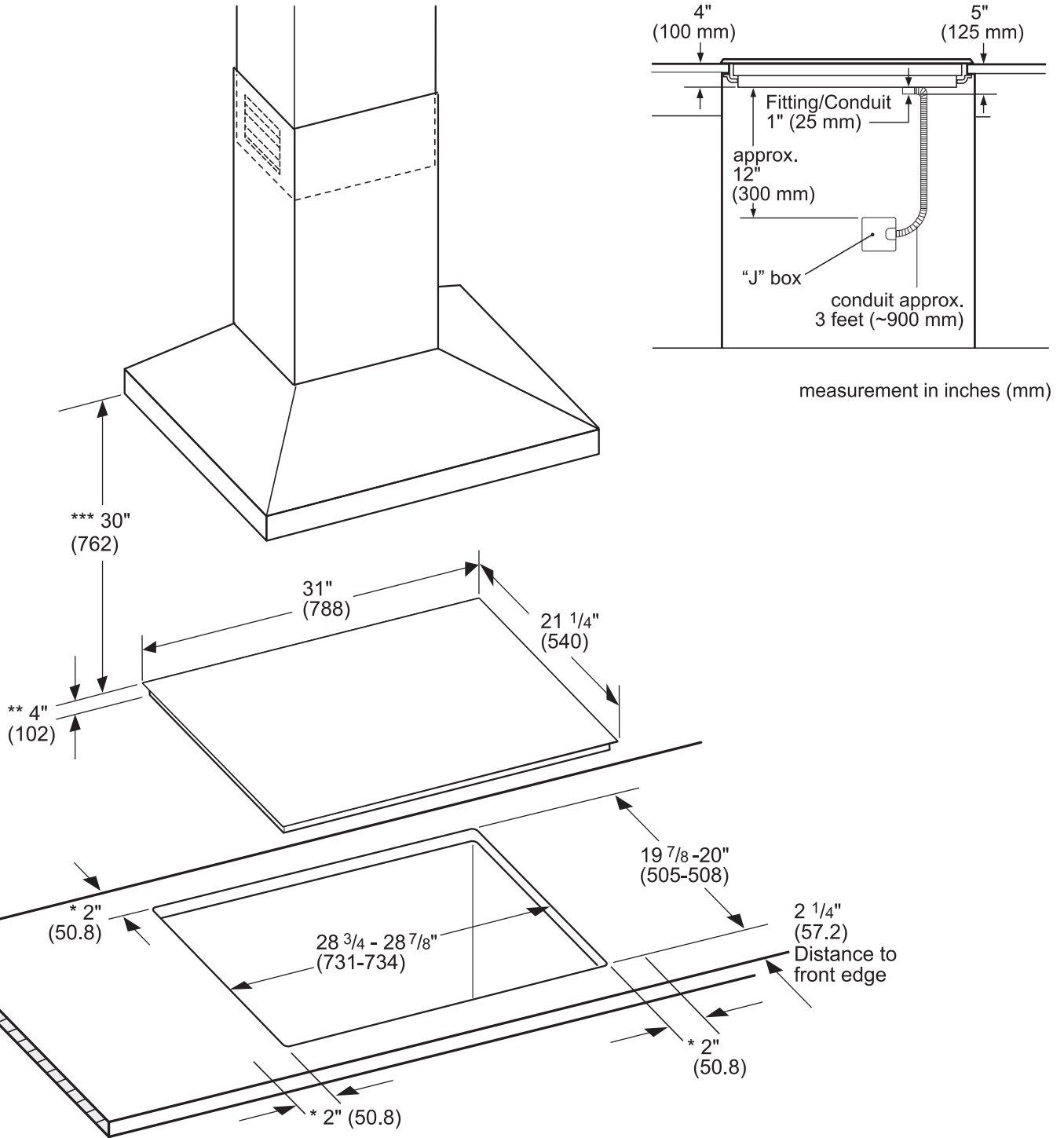
Limited Warranty, Entire Appliance, Parts and Labor	2 Year
Limited warranty for glass ceramic surface / electronic elements and switches; parts only	3rd to 5th Year

# CET305TB

## 30-INCH ELECTRIC COOKTOP

**MASTERPIECE® SERIES**

## 30-INCH ELECTRIC COOKTOP AND CUTOUT DIMENSIONS



- \* Minimum distance from the cooktop cut-out to the wall
- \*\* Maximum recessed depth
- \*\*\* Minimum distance between the surface of the cooktop and the underside of the exhaust hood.

Measurements in inches (mm in brackets)

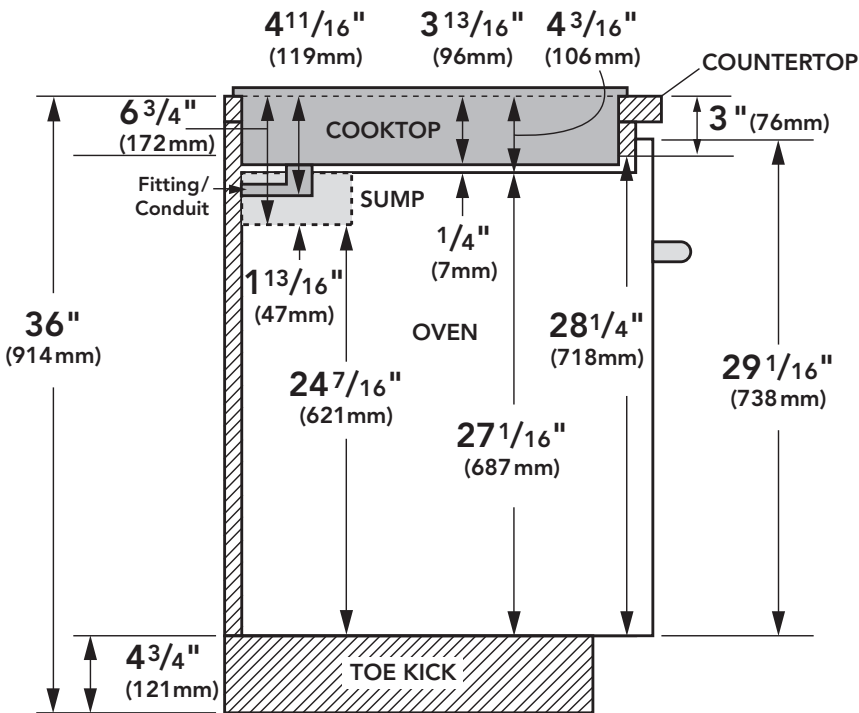
# CET305TB

## 30-INCH ELECTRIC COOKTOP

### MASTERPIECE® SERIES



## INSTALLATION ABOVE A THERMADOR BUILT-IN OVEN

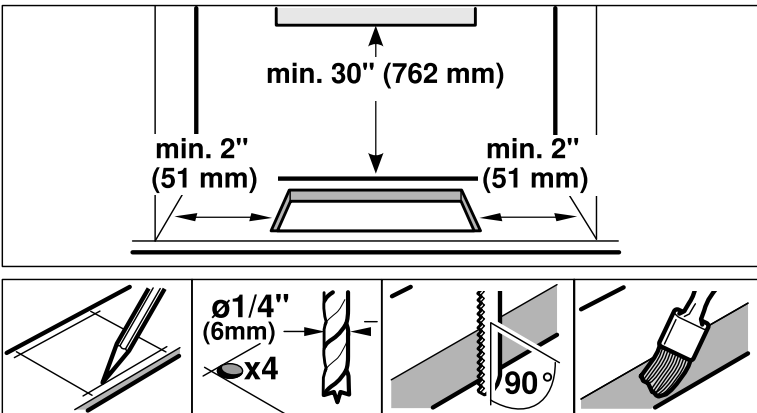


Note: Dimensions based on standard countertop height (36" with 4<sup>3</sup>/<sub>4</sub>" toe kick including base plate).

The built-in oven can be installed below the electric cooktop as long as there is no contact between the bottom of the cooktop and the top of the oven.

Sump applies to 30-inch Wall Ovens only.

## COUNTERTOP REQUIREMENTS



These warranties give you specific legal rights and you may have other rights that vary from state to state. Full warranty and limited warranty from date of installation. For complete warranty details, refer to your Use & Care manual, or ask your dealer.

Specifications are for planning purposes only. Refer to installation instructions and consult your countertop supplier prior to making counter opening. Consult with a heating and ventilation engineer for your specific ventilation requirements. For the most detailed information, refer to installation instructions accompanying product or write to Thermador indicating the model number. Specifications are correct at time of printing. Thermador reserves the right to change product specifications or design without notice. Some models are certified for use in Canada. Thermador is not responsible for products that are transported from the U.S. for use in Canada.