



D E P E N D A B L E S O L U T I O N S F R O M M A Y T A G
J A N U A R Y 2 0 0 5



Depend on us.™





Contents




MAYTAG® KITCHENS	2
COOKING	4
Maytag® Double-Oven Freestanding Ranges	.6
Maytag® 5.22 Cu. Ft. Electric Ranges	.8
Maytag® 5.22 Cu. Ft. Gas Ranges	.10
Maytag® 4.0 Cu. Ft. Ranges	.12
Maytag® Slide-In/Drop-In Ranges	.14
Maytag® Wall Ovens	.16
Maytag® Electric Cooktops	.20
Maytag® Gas Cooktops	.21
Maytag® Over-The-Range Microwaves	.22
Maytag® Countertop Microwaves	.24
Maytag™ Kitchen Hoods	.25
Maytag® Cooking Specifications	.26
DISHWASHERS	38
Maytag® Jetclean® II Three-Rack Dishwashers	.40
Maytag® Jetclean® II Two-Rack Dishwashers	.42
Maytag® Dishwashers	.44
Maytag® Food Waste Disposers	.45
Maytag® Dishwasher Specifications	.46
REFRIGERATION	48
Maytag® Wide-by-Side™ Refrigerators	.50
Maytag® Side-By-Side Refrigerators	.52
Maytag® French Door Bottom-Freezer Refrigerators	.54
Maytag® Bottom-Freezer Refrigerators	.56
Maytag® Top-Freezer Refrigerators	.58
Maytag® Freezers	.60
SkyBox™ Personal Beverage Vendor By Maytag™	.62
Maytag® Refrigeration Specifications	.64
MAYTAG® LAUNDRY ROOMS	70
LAUNDRY	72
Maytag® Neptune® Front-Load Washers and Dryers (Front-Panel Controls)	.74
Maytag® Neptune® Front-Load Washers and Dryers (Rear-Panel Controls)	.76
Maytag® Neptune® Top-Load Washers and Dryers	.78
Maytag® Neptune® Drying Center	.80
Maytag® Compact Washer and Dryer	.82
Maytag® Atlantis® Washers and Dryers	.84
Maytag® Washers and Dryers	.86
Maytag™ Cordless Irons	.88
Maytag® Laundry Specifications	.90
WARRANTY INFORMATION	96



From the laundry room to the kitchen ...

For generations, families have depended on Maytag® products in the laundry room. Today, you count on us for a full range of quality laundry and kitchen appliances with innovative features designed to help you handle the demands of your busy life. **Depend on us.™**





Cooking

Dependable performance. Delicious results.

Do you prefer gas or electric cooking in your kitchen? Answer that, and the decisions have just begun. That's because Maytag offers a variety of cooking solutions that deliver outstanding results as well as extra conveniences that help you keep up with your busy life.



WHICH STYLE IS RIGHT FOR YOUR KITCHEN?

Answer these questions to help determine which models and features you need to solve your everyday challenges.

1. Would you love the capacity and convenience of a double wall oven, but don't want to remodel your kitchen?
2. Do you move the cookie sheet from the top rack to the bottom when baking cookies to ensure even browning?
3. Do you run out of space in the oven or on the cooktop when cooking a big family meal?
4. Does your cooktop take forever to boil the water in a big stockpot?
5. Do you hate waiting for the entire oven to preheat just to bake a single-serving meal?
6. Do you often reheat dinner for family members who are running late?

Maytag® Double-Oven Freestanding Ranges

Two Separate Ovens. One Complete Meal.®

STANDARD FEATURES YOU DEPEND ON FROM MAYTAG

EXCLUSIVE DESIGN

- XXL Capacity (5.22 Cu. Ft. Total Usable Cooking Capacity)
- Precision Touch Electronic Oven Controls

UPPER-OVEN FEATURES

- 1.22 Cu. Ft. Self-Cleaning Oven With Adjustable Levels (Light, Medium, Heavy)
- PreciseBake
- PreciseBroil
- Keep Warm Feature
- Auto Lock When Self-Cleaning
- Oven Light

LOWER-OVEN FEATURES

- Precision Cooking™ System With Precise Preheat
- 4.0 Cu. Ft. Self-Cleaning Oven With Adjustable Levels (Light, Medium, Heavy)
- PreciseBake
- PreciseBroil
- Auto Lock When Self-Cleaning
- Oven Light
- Porcelain-Enamel Broiler Pan
- Monochromatic Glass-Front Oven Door
- Optional Create-A-Space™ Half-Rack

BUILT-TO-LAST™ FEATURES

- DuraClean™ Smooth-Gloss Porcelain Backguard
- DuraClean™ Top
- Tri-Modular Construction
- Quad-Four Hinges
- Heavy-Duty Oven Racks



Two Separate Ovens

Bake bread at 425° in the upper oven and lasagna at 350° in the lower oven. It's all ready at once!



Upper Oven Does It All

Bakes, broils, toasts and warms, plus preheats in half the time for everyday convenience.



XXL Capacity

Two ovens offer 5.22 cu. ft. of total usable cooking capacity, yet it fits in the space of an ordinary range.



Create-A-Space™ Half-Rack

(UXA4905ADX)
It's like adding more oven space to make room for a casserole dish or tray of rolls. The optional half-rack provides more usable space for cooking flexibility and convenience. (optional on all models)



MER6875AA (Electric Convection Model)
MER6775AA (Electric Nonconvection Model)

Standard Features Plus: Upper-Oven Features

- Rapid Preheat
- Toasting
- Dual-Control Bake-And-Broil Elements
- Four-Pass Broil Element

Lower-Oven Features

- Dual-Control Bake-And-Broil Elements
- Convection Model Has 2 Standard Oven Racks And 1 RollerGlide™ Rack
- Nonconvection Model Has 1 Standard Oven Rack And 1 RollerGlide™ Rack
- Four-Pass Recessed Broil Element

Smoothtop Cooktop Features

- 6", 100-Watt Warming Center
- 6", 1,200-/36-Watt Flex-Choice™ Element (Convection Model)
- Two 6", 1,200-Watt Radiant Elements (One On Convection Model)
- 9"/6", 2,400-/1,000-Watt Dual-Choice™ Element
- Exclusive 12"/9", 2,700-/1,700-Watt Dual-Choice™ Element

Colors: White, Frost White, Bisque, Natural Bisque, Black, Stainless Steel



MER6755AA (ELECTRIC)

Standard Features Plus: Upper-Oven Features

- Rapid Preheat
- Toasting
- Dual-Control Bake-And-Broil Elements
- Four-Pass Broil Element

Lower-Oven Features

- Dual-Control Bake-And-Broil Elements
- 2 Heavy-Duty Oven Racks
- Super-Size Oven Window
- Four-Pass Recessed Broil Element

Smoothtop Cooktop Features

- Two 6", 1,200-Watt Radiant Elements
- 9", 2,500-Watt Radiant Element
- 12", 2,700-Watt Radiant Element

Colors: White, Bisque, Black, Stainless Steel



MER6751AA (ELECTRIC)

Standard Features Plus: Upper-Oven Features

- Rapid Preheat
- Toasting
- Dual-Control Bake-And-Broil Elements
- Four-Pass Broil Element

Lower-Oven Features

- Dual-Control Bake-And-Broil Elements
- 2 Heavy-Duty Oven Racks
- Four-Pass Recessed Broil Element

Smoothtop Cooktop Features

- Two 6", 1,200-Watt Radiant Elements
- Two 9", 2,500-Watt Radiant Elements

Colors: White, Bisque, Black, Stainless Steel



MER6555AA (ELECTRIC)

Standard Features Plus: Upper-Oven Features

- Rapid Preheat
- Toasting
- Dual-Control Bake-And-Broil Elements
- Four-Pass Broil Element

Lower-Oven Features

- Dual-Control Bake-And-Broil Elements
- 2 Heavy-Duty Oven Racks
- Super-Size Oven Window
- Four-Pass Recessed Broil Element

Coil Cooktop Features

- Two 6", 1,500-Watt Coil Elements
- Two 8", 2,350-Watt Coil Elements
- No-Drip™ Porcelain-Enamel Drip Bowls

Colors: White, Bisque, Black



MGR6875AD (GAS)

Standard Features Plus: Upper-Oven Features

- Broiler Burner

Lower-Oven Features

- EvenAir™ Convection Cooking Option
- 3 Heavy-Duty Oven Racks (2 Standard, 1 RollerGlide™ Rack)
- Super-Size Oven Window

Gas Cooktop Features

- Exclusive Fifth Burner
- DuraClean™ Heavy-Duty Continuous Cast-Iron Burner Grates
- DuraClean™ Lift-Off Burner Caps
- 5,000-BTU Burner With 600-BTU Simmer Setting
- Two 9,200-BTU Burners
- 12,000-BTU Burner
- 16,000-BTU Power Boost™ Burner

Colors: White, Bisque, Black, Stainless Steel



MGR6775AD (GAS)

Standard Features Plus: Upper-Oven Features

- Broiler Burner

Lower-Oven Features

- 2 Heavy-Duty Oven Racks (1 Standard, 1 RollerGlide™ Rack)

Super-Size Oven Window

Gas Cooktop Features

- DuraClean™ Heavy-Duty Continuous Cast-Iron Burner Grates
- DuraClean™ Lift-Off Burner Caps
- 5,000-BTU Burner With 600-BTU Simmer Setting
- Two 9,200-BTU Burners
- 16,000-BTU Power Boost™ Burner

Colors: White, Bisque, Black, Stainless Steel

Maytag® 5.22 Cu. Ft.-Capacity Electric Ranges

The Most Even-Baking Ovens* With XXL Capacity.



STANDARD FEATURES YOU DEPEND ON FROM MAYTAG

- | | | |
|--|--|---|
| <ul style="list-style-type: none">• Precision Cooking™ System With PreciseBake• XXL Capacity (5.22 Cu. Ft.)• Precision Touch Electronic Oven Controls• Self-Cleaning Oven With Adjustable Levels (Light, Medium, Heavy)• Hidden Bake Element• Cook & Hold Setting• Keep Warm Setting | <ul style="list-style-type: none">• Delay Setting (Bake And Clean)• Auto Shutoff• Control Lockout• Sabbath Mode• 8 Rack Positions• High/Low Broil (Open Door)• Super-Size Oven Window• Oven Light• Easy-Roll Storage Drawer• Upswept Cooktop Design• Electronic Clock With Timer | BUILT-TO-LAST™ FEATURES <ul style="list-style-type: none">• DuraClean™ Smooth-Gloss Porcelain Backguard• DuraClean™ Top• Tri-Modular Construction• Quad-Four Hinges• Heavy-Duty Oven Racks |
|--|--|---|

XXL Oven Capacity — 5.22 Cu. Ft.
Gives you the cooking space you need for large dinners and special events — and everything browns evenly, no matter where it's placed in the oven.

Precision Cooking™ System With PreciseBake
The most even-baking oven with PreciseBake.* Offers the most consistent temperature throughout the oven for even baking and browning.

Convenient 12"/9" Dual-Choice™ Element
An extra-large and large element in one — lets you match cooking surface to pan size for more even heat distribution and better results. (select models)

Create-A-Space™ Half-Rack (UXA5905ADX)
It's like adding more oven space to make room for a casserole dish or tray of rolls. The optional half-rack provides more usable space for cooking flexibility and convenience. (select models)

* Among leading freestanding range brands; based on two-rack biscuit testing for even baking.



MER5875QA

- Standard Features Plus:**
- 6", 1,200-Watt Radiant Element
 - 9"/6", 2,400-/1,000-Watt Dual-Choice™ Element
 - 6", 1,200-/36-Watt Flex-Choice™ Element
 - 12"/9", 2,700-/1,700-Watt Dual-Choice™ Element
 - 6", 100-Watt Warming Center
 - Smoothtop Glass-Ceramic Cooking Surface
 - Hot-Surface Indicator Light
 - EvenAir™ Convection With Third Element And Convect Bake/Convect Roast Settings
 - Precision Touch 800 Electronic Oven Controls
 - Favorite Setting
 - 3 Oven Racks (2 Standard, 1 Create-A-Space™ Half-Rack)

Colors: Frost White, Natural Bisque, Black, Stainless Steel



MER5775QA

- Standard Features Plus:**
- Two 6", 1,200-Watt Radiant Elements
 - 9"/6", 2,400-/1,000-Watt Dual-Choice™ Element
 - 12"/9", 2,700-/1,700-Watt Dual-Choice™ Element
 - 6", 100-Watt Warming Center
 - Smoothtop Glass-Ceramic Cooking Surface
 - Hot-Surface Indicator Light
 - Precision Touch 700 Electronic Oven Controls
 - Favorite Setting
 - 2 Oven Racks (1 Standard, 1 Create-A-Space™ Half-Rack)
- Colors: White, Frost White, Bisque, Natural Bisque, Black, Stainless Steel



MER5765QA

- Standard Features Plus:**
- 6", 1,200-Watt Radiant Element
 - 6", 1,200-/36-Watt Flex-Choice™ Element
 - Two 9"/6", 2,400-/1,000-Watt Dual-Choice™ Elements
 - Smoothtop Glass-Ceramic Cooking Surface
 - Hot-Surface Indicator Light
 - Precision Touch 500 Electronic Oven Controls
 - 2 Oven Racks
- Colors: White, Frost White, Bisque, Natural Bisque, Black



MER5755QA

- Standard Features Plus:**
- Two 6", 1,200-Watt Radiant Elements
 - 9", 2,500-Watt Radiant Element
 - Exclusive 12", 2,700-Watt Radiant Element
 - Smoothtop Glass-Ceramic Cooking Surface
 - Hot-Surface Indicator Light
 - Precision Touch 500 Electronic Oven Controls
 - 2 Oven Racks
- Colors: White, Bisque, Black, Stainless Steel



MER5555QA

- Standard Features Plus:**
- Two 6", 1,500-Watt Coil Elements
 - Two 8", 2,350-Watt Coil Elements
 - Porcelain-On-Steel Cooking Surface
 - No-Drip™ Smooth-Gloss Drip Bowls
 - Removable Coil Elements
 - Precision Touch 500 Electronic Oven Controls
 - 2 Oven Racks
- Colors: White, Bisque, Black



For additional feature information and burner configurations, see specification charts on page 26. For installation instructions, see page 28. For detailed information on Precision Touch electronic controls, see page 30.

Maytag® 5.22 Cu. Ft.-Capacity Gas Ranges

The Most Even-Baking Ovens* With XXL Capacity.

STANDARD FEATURES YOU DEPEND ON FROM MAYTAG

- Precision Cooking™ System With PreciseBake
 - XXL Capacity (5.22 Cu. Ft.)
 - Precision Touch Electronic Oven Controls
 - Self-Cleaning Oven With Adjustable Levels (Light, Medium, Heavy)
 - Hidden Bake Burner
 - Cook & Hold Setting
 - Keep Warm Setting
 - Delay Setting (Bake And Clean)
 - Auto Shutoff
 - Control Lockout
- Sabbath Mode
 - 8 Rack Positions
 - High/Low Broil (Open Door)
 - Super-Size Oven Window
 - Oven Light
 - Easy-Roll Storage Drawer
 - Upswept Cooktop Design
 - Electronic Clock With Timer
 - DuraClean™ Heavy-Duty Cast-Iron Burner Grates
 - Sealed-Surface Burners With Electronic Ignition
- DuraClean™ Lift-Off Burner Caps
 - Porcelain-Steel Cooking Surface

BUILT-TO-LAST™ FEATURES

- DuraClean™ Smooth-Gloss Porcelain Backguard
- DuraClean™ Top
- Tri-Modular Construction
- Quad-Four Hinges
- Heavy-Duty Oven Racks



XXL Oven Capacity — 5.22 Cu. Ft.
Gives you the cooking space you need for large dinners and special events — and everything browns evenly, no matter where it's placed in the oven.



Precision Cooking™ System With PreciseBake
The most even-baking oven with PreciseBake.* Offers the most consistent temperature throughout the oven for even baking and browning.



16,000-BTU Power Boost™ Burner
One of the highest-BTU burners among leading brands for rapid boiling, canning, stir-frying and more. (select models)



Create-A-Space™ Half-Rack (UXA5905ADX)
It's like adding more oven space to make room for a casserole dish or tray of rolls. The optional half-rack provides more usable space for cooking flexibility and convenience. (select models)

* Among leading freestanding range brands; based on two-rack biscuit testing for even baking.



MGR5875QD

Standard Features Plus:

- Exclusive Fifth Burner
- 5,000-BTU Burner With 600-BTU Simmer Setting
- Two 9,200-BTU Burners
- 12,000-BTU Burner
- 16,000-BTU Power Boost™ Burner
- Two-Piece Continuous Cast-Iron Burner Grates
- EvenAir™ Convection With Auto Conversion, Third Element And Convection Bake/Convection Roast Settings
- Precision Touch 800 Electronic Oven Controls
- Favorite Setting
- 3 Oven Racks (2 Standard, 1 Create-A-Space™ Half-Rack)

Colors: White, Bisque, Black, Stainless Steel



MGR5775QD

Standard Features Plus:

- Exclusive Fifth Burner
- 5,000-BTU Burner With 600-BTU Simmer Setting
- Two 9,200-BTU Burners
- 12,000-BTU Burner
- 16,000-BTU Power Boost™ Burner
- Two-Piece Continuous Cast-Iron Burner Grates
- Precision Touch 700 Electronic Oven Controls
- Favorite Setting
- 2 Oven Racks (1 Standard, 1 Create-A-Space™ Half-Rack)

Colors: White, Bisque, Black, Stainless Steel



MGR5765QD

Standard Features Plus:

- 5,000-BTU Burner With 600-BTU Simmer Setting
- Two 9,200-BTU Burners
- 16,000-BTU Power Boost™ Burner
- Two-Piece Continuous Cast-Iron Burner Grates
- Precision Touch 500 Electronic Oven Controls
- 2 Oven Racks

Colors: White, Bisque, Black



MGR5755QD

Standard Features Plus:

- Two 9,200-BTU Burners
- Two 12,000-BTU Burners
- Four-Piece Cast-Iron Burner Grates
- Precision Touch 500 Electronic Oven Controls
- 2 Oven Racks

Colors: White, Bisque, Black, Stainless Steel

Maytag® 4.0 Cu. Ft.-Capacity Ranges

Performance For Even Cooking Results You Can Depend On.

STANDARD FEATURES YOU DEPEND ON FROM MAYTAG

- XL Capacity (4.0 Cu. Ft.)
 - Precision Touch Electronic Oven Controls
 - Cook & Hold Setting
 - Keep Warm Setting
 - Auto Shutoff
 - Oven Light
 - Porcelain-Enamel Broiler Pan
 - Towel-Bar Door Handle
- Control Lockout
 - Sabbath Mode
 - High/Low Broil Control
 - Easy-Roll Storage Drawer (Electric Models Only)
 - Upswept Cooktop Design
 - Optional Create-A-Space™ Half-Rack

BUILT-TO-LAST™ FEATURES

- DuraClean™ Smooth-Gloss Porcelain Backguard
- DuraClean™ Top
- Tri-Modular Construction
- Quad-Four Hinges
- 2 Heavy-Duty Oven Racks



Precise Preheat

Set the cooking temperature you want — Precise Preheat will alert you based on actual temperature, not a preset time, for accuracy and better results.

Cook & Hold Setting

Automatically reduces the oven temperature to keep cooked dishes warm for up to one hour — so dinner stays ready but won't burn if family members are running late. (select models)

Self-Cleaning Oven With Adjustable Levels

It's flexible enough to allow you to match the cleaning level to the amount of food buildup in the oven — light, medium or heavy. (select models)

Create-A-Space™ Half-Rack (HALFRACK)

It's like adding more oven space to make room for a casserole dish or tray of rolls. The optional half-rack provides more usable space for cooking flexibility and convenience. (optional on all models)



MER5752AA (ELECTRIC)

Standard Features Plus:

- Two 6", 1,200-Watt Radiant Elements
- Two 9", 2,500-Watt Radiant Elements
- Smoothtop Glass-Ceramic Cooking Surface
- Hot-Surface Indicator Light
- Four-Pass Recessed Broil Element
- Self-Cleaning Oven With Adjustable Levels (Light, Medium, Heavy)
- Electronic Clock With Timer
- Floating Glass-Front Oven Door
- Super-Size Oven Window
- Precision Touch 500 Electronic Oven Controls

Colors: White, Bisque, Black, Stainless Steel



MER5552AA (SHOWN)

(Electric Model With Super-Size Oven Window)

MER5551AA (ELECTRIC)

(Electric Model With Standard-Size Oven Window And No-Drip™ Chrome Drip Bowls)

Standard Features Plus:

- Two 6", 1,500-Watt Coil Elements
- Two 8", 2,350-Watt Coil Elements
- Removable Coil Elements
- Porcelain-Enamel Drip Bowls
- Four-Pass Recessed Broil Element
- Self-Cleaning Oven With Adjustable Levels (Light, Medium, Heavy)
- Electronic Clock With Timer
- Floating Glass-Front Oven Door
- Super-Size Oven Window
- Precision Touch 500 Electronic Oven Controls

Colors: White, Bisque, Black, Stainless Steel



MGR5752AD (GAS)

Standard Features Plus:

- 7,200-BTU Burner
- Two 9,200-BTU Burners
- 12,000-BTU Power Boost™ Burner
- Porcelain-Enamel Sealed Gas Burners
- DuraClean™ Heavy-Duty Porcelain-On-Steel Burner Grates
- Monochromatic Grates And Burners
- Self-Cleaning Oven With Adjustable Levels
- Waist-High Broiler
- Floating Glass-Front Oven Door
- Super-Size Oven Window
- Easy-Roll Storage Drawer
- Precision Touch 500 Electronic Oven Controls

Colors: White, Bisque, Black, Stainless Steel



MGR4452AD (GAS)

Standard Features Plus:

- 7,200-BTU Burner
- Two 9,200-BTU Burners
- 12,000-BTU Power Boost™ Burner
- Porcelain-Enamel Sealed Gas Burners
- Lower Pull-Out Broiler
- DuraClean™ Heavy-Duty Porcelain-On-Steel Burner Grates
- Floating Glass-Front Oven Door
- Precision Touch 300 Electronic Oven Controls

Colors: White, Bisque, Black, Stainless Steel



MER5751AA (ELECTRIC)

Standard Features Plus:

- Two 6", 1,200-Watt Radiant Elements
- Two 9", 2,500-Watt Radiant Elements
- Smoothtop Glass-Ceramic Cooking Surface
- Hot-Surface Indicator Light
- Four-Pass Recessed Broil Element
- Self-Cleaning Oven With Adjustable Levels (Light, Medium, Heavy)
- Electronic Clock With Timer
- Floating Glass-Front Oven Door
- Precision Touch 500 Electronic Oven Controls

Colors: White, Bisque, Black, Stainless Steel



MER4351AA (ELECTRIC)

Standard Features Plus:

- Two 6", 1,500-Watt Coil Elements
- Two 8", 2,350-Watt Coil Elements
- Removable Coil Elements
- No-Drip™ Chrome Drip Bowls
- Four-Pass Recessed Broil Element
- Electronic Clock With Timer
- Enamel-Front Oven Door
- Precision Touch 300 Electronic Oven Controls

Colors: White, Bisque



MGR5751AD (GAS)

Standard Features Plus:

- 7,200-BTU Burner
- Two 9,200-BTU Burners
- 12,000-BTU Power Boost™ Burner
- Porcelain-Enamel Sealed Gas Burners
- DuraClean™ Heavy-Duty Porcelain-On-Steel Burner Grates
- Self-Cleaning Oven With Adjustable Levels (Light, Medium, Heavy)
- Waist-High Broiler
- Floating Glass-Front Oven Door
- Easy-Roll Storage Drawer
- Precision Touch 500 Electronic Oven Controls

Colors: White, Bisque, Black, Stainless Steel



MGR4451AD (GAS)

Standard Features Plus:

- 7,200-BTU Burner
- Two 9,200-BTU Burners
- 12,000-BTU Power Boost™ Burner
- Porcelain-Enamel Sealed Gas Burners
- Lower Pull-Out Broiler
- DuraClean™ Heavy-Duty Porcelain-On-Steel Burner Grates
- Floating Glass-Front Oven Door
- Precision Touch 300 Electronic Oven Controls

Colors: White, Bisque, Black, Stainless Steel

For additional feature information, burner configurations and installation instructions, see page 28.
For detailed information on Precision Touch electronic controls, see page 30.

Maytag® Slide-In/Drop-In Ranges

Outstanding Performance Plus A Built-In Look.

STANDARD FEATURES YOU DEPEND ON FROM MAYTAG

- XL Capacity (4.0 Cu. Ft.)
 - Precision Touch Electronic Oven Controls
 - Self-Cleaning Oven With Adjustable Levels And Auto Lock
 - DuraClean™ Control Panel
- Electronic Clock With Timer
 - Delay-Start Oven Control (Bake And Clean)
 - Control Lockout
 - Sabbath Mode
 - Heavy-Duty Oven Racks With 5 Positions
- Monochromatic Glass-Front Oven Door
 - Super-Size Oven Window*
 - Automatic Oven Light
 - Porcelain-Enamel Broiler Pan

* Brushed Chrome models feature standard-size oven window.



Clean, Sleek Styling

Maytag® slide-in and drop-in ranges have no backsplash for a smooth, built-in look that won't cover up your decorative kitchen walls. The control panel is up front for easy access.



Convection Cooking

Save time by roasting meats up to 30% faster than a conventional oven — with superb results. Simply reduce baking temperature by 25 degrees, and the oven delivers uniform browning and outstanding baking. (select models)



Create-A-Space™ Half-Rack (HALFRACK)

It's like adding more oven space to make room for a casserole dish or tray of rolls. The optional half-rack provides more usable space for cooking flexibility and convenience. (select models)

MAYTAG® SLIDE-IN RANGES



MGS5870AD (Gas Convection Model)
MGS5770AD (Gas Nonconvection Model)
With Two Oven Racks And One Create-A-Space™ Half-Rack

Standard Features Plus:

- Two 9,200-BTU One-Piece Sealed-Surface Burners
- 12,000-BTU High-Output Power Boost™ Burner
- 7,200-BTU Burner With 650-BTU Simmer Setting
- DuraClean™ Heavy-Duty Cast-Iron Burner Grates
- DuraClean™ Lift-Off Burner Caps
- Porcelain-Enamel Drip Pans
- Waist-High Broiler
- 3 Heavy-Duty Oven Racks
- Easy-Roll Storage Drawer

Colors: White, Bisque, Black, Brushed Chrome



MES5870AA (Electric Convection Model)
MES5770AA (Electric Nonconvection Model)
Model With Two Oven Racks And One Create-A-Space™ Half-Rack

Standard Features Plus:

- Two 6", 1,200-Watt Radiant Elements
- 9", 2,200-Watt Radiant Element
- 9"/6", 2,200-/750-Watt Dual-Choice™ Element
- Glass-Ceramic Cooking Surface
- Hot-Surface Indicator Light
- Easy-Tilt Bake Element
- 3 Heavy-Duty Oven Racks
- Six-Pass™ Recessed Broil Element
- Easy-Roll Storage Drawer

Colors: White, Bisque, Black, Brushed Chrome



MES5570AA (ELECTRIC)

Standard Features Plus:

- Two 6", 1,500-Watt Coil Elements
- Two 8", 2,350-Watt Coil Elements
- Porcelain-On-Steel Cooking Surface
- No-Drip™ Smooth-Gloss Drip Bowls
- Removable Coil Elements
- Easy-Tilt Bake Element
- 3 Heavy-Duty Oven Racks (2 Standard, 1 Create-A-Space™ Half-Rack)
- Six-Pass™ Recessed Broil Element
- Easy-Roll Storage Drawer

Colors: White, Black

MAYTAG® DROP-IN RANGE



MEP5770AA (ELECTRIC)

Standard Features Plus:

- Two 6", 1,200-Watt Radiant Elements
- 9", 2,200-Watt Radiant Element
- 9"/6", 2,200-/750-Watt Dual-Choice™ Element
- Glass-Ceramic Cooking Surface
- Hot-Surface Indicator Light
- Easy-Tilt Bake Element
- 3 Heavy-Duty Oven Racks (2 Standard, 1 Create-A-Space™ Half-Rack)
- Six-Pass™ Recessed Broil Element

Colors: White, Black

For additional feature information, burner configurations and installation instructions, see page 29.

Maytag® 30" And 27" Electric Wall Ovens

Performance In Step With The Way You Want To Cook.



STANDARD FEATURES YOU DEPEND ON FROM MAYTAG

- | | | |
|---|--|--|
| <ul style="list-style-type: none">• Precision Cooking™ System• Dual-Control Bake-And-Broil Elements• Precision Touch Electronic Controls• Favorite Setting• Cook & Hold Setting | <ul style="list-style-type: none">• Adjustable Keep Warm Setting• Electronic Clock With Timer• Automatic Oven Light• Control Lockout• Sabbath Mode | <ul style="list-style-type: none">• Self-Cleaning Oven With Auto Lock And Adjustable Cleaning Levels• Six-Pass™ Broil Element• Porcelain-Enamel Broiler Pan• Super-Size Oven Window |
|---|--|--|

Precision Cooking™ System

Precise preheat and consistent temperatures create even baking and browning, even when cooking on multiple racks.

Temperature-Controlled Preheat

A more precise preheat is established by actual temperature — not by time like other brands — for accuracy and better cooking results.

EvenAir™ Convection With Auto Conversion

Uses a third element and fan to keep oven temperature consistent. Convect Bake delivers uniform browning and even baking. Convect Roast cooks meats up to 25% faster. Time or temperature is automatically converted to eliminate guesswork. (select models)



MEW6630DD 30"
(SHOWN)

MEW6627DD 27"

Standard Features Plus:

- 2 Self-Cleaning Ovens
- EvenAir™ Convection With Auto Conversion (Upper)
- 3 Oven Racks (Upper; 2 Standard, 1 Create-A-Space™ Half-Rack)
- 2 Oven Racks (Lower)

Colors: White, Bisque, Black, Stainless Steel



MEW5630DD 30"
(SHOWN)

MEW5627DD 27"

Standard Features Plus:

- 2 Self-Cleaning Ovens
- 2 Oven Racks (Upper/Lower)

Colors: White, Black



MEW6530DD 30"
(SHOWN)

MEW6527DD 27"

Standard Features Plus:

- EvenAir™ Convection With Auto Conversion
- 3 Oven Racks (2 Standard, 1 Create-A-Space™ Half-Rack)

Colors: White, Bisque, Black, Stainless Steel



MEW5530DD 30"
(SHOWN)

MEW5527DD 27"

Standard Features Plus:

- 2 Oven Racks

Colors: White, Black



MMW5530DA 30" COMBO

Standard Features Plus:
Lower-Oven Features:

- Self-Cleaning Oven
- 2 Oven Racks

Upper Microwave Oven* Features:

- 1,100 Watts
- 2.1 Cu. Ft. Capacity
- Custom Program
- Add 30 Seconds
- Kitchen Timer
- Optional In-Wall Installation
- Sensor-Controlled Cooking

Colors: White, Black

*The built-in microwave shown is available separately (Model UMC5200); see page 24.

For additional feature information, see specification charts on page 31.
For installation instructions, see page 32.

Maytag® 24" Wall Ovens

Performance In Step With The Way You Want To Cook.

STANDARD FEATURES YOU DEPEND ON FROM MAYTAG

- Electronic Controls With Clock And Timer
- Oven Light And Window
- Delay-Start Oven Control
- Porcelain-Enamel Broiler Pan
- Towel-Bar Door Handle



Precision Touch Electronic Controls

User-friendly electronic controls and presets are easy to read and operate, with simple icons, large-view graphics and convenient touch-pad selections.

Delay-Start Oven Control

Set it and forget it. Delay-Start oven control gives you the flexibility to start baking while you're at work or running errands so you can come home to a hot meal.



CWE5800A (ELECTRIC)

Standard Features Plus:

- Self-Cleaning Upper Oven
- 2 Oven Lights
- 3 Heavy-Duty Oven Racks

Colors: White, Black, Stainless Steel



CWE4800A (ELECTRIC)

Standard Features Plus:

- Self-Cleaning Oven
- 2 Heavy-Duty Oven Racks

Colors: White, Black, Stainless Steel



CWG3600A (GAS)

Standard Features Plus:

- 3 Heavy-Duty Oven Racks
- Extra-Large Broiler Below Oven With Large Glass Door And Window
- Broiler Has Interior Light And 1 Rack

Colors: Black, Stainless Steel



CWG3100A (GAS)

Standard Features Plus:

- 2 Heavy-Duty Oven Racks
- Standard Broiler Below Oven
- 1 Broiler Rack

Colors: White, Black, Stainless Steel

The Right Size For Your Kitchen

To ensure a perfect fit for your remodeling or replacement needs, you'll find a full line of 24" ovens from Maytag.

For additional feature information and installation instructions, see page 33.

Maytag® Electric And Gas Cooktops

Power, Precision And Easy Cleanup.



MEC5536 36" (ELECTRIC) (White Shown)

- Features:**
- 5 Insta-Heat™ High-Wattage Radiant Elements
 - 9" / 6" Dual Element
 - Frameless Design
 - Glass-Ceramic Surface
 - Element-In-Use And Hot-Surface Indicator Lights
 - Easy-Clean Design
 - Easy-Grasp Pull-Off Control Knobs

Knob Colors: White, Black, Black With Stainless Steel Accents



MEC5430 30" (Black With Stainless Steel Accents Shown) (ELECTRIC)

- Features:**
- 4 Insta-Heat™ High-Wattage Radiant Elements
 - 9" / 6" Dual Element
 - Frameless Design
 - Glass-Ceramic Surface
 - Element-In-Use And Hot-Surface Indicator Lights
 - Easy-Clean Design
 - Easy-Grasp Pull-Off Control Knobs

Knob Colors: White, Black, Black With Stainless Steel Accents



MGC6536 36" (GAS)

- Features:**
- 5 Sealed-Surface Burners
 - Pilotless Electronic Ignition
 - Continuous One-Piece Grates
 - Precision-Set Burner Controls
 - DuraClean™ Cast-Iron Burner Grates
 - DuraClean™ Lift-Off Burner Caps
 - 12,500-BTU Power Boost™ Burner
 - 650-BTU Simmer Setting
 - Easy-Grasp Pull-Off Control Knobs
 - Extra-Large Tempered-Glass Surface

Colors: White, Black



MGC6430 30" (GAS)

- Features:**
- 4 Sealed-Surface Burners
 - Pilotless Electronic Ignition
 - Continuous One-Piece Grates
 - Precision-Set Burner Controls
 - DuraClean™ Cast-Iron Burner Grates
 - DuraClean™ Lift-Off Burner Caps
 - 12,500-BTU Power Boost™ Burner
 - 650-BTU Simmer Setting
 - Easy-Grasp Pull-Off Control Knobs
 - Tempered-Glass Surface

Colors: White, Black



MEC4430A 30" (ELECTRIC)

- Features:**
- 4 Removable High-Wattage Coil Elements
 - Porcelain-Enamel Top
 - No-Drip™ Chrome Drip Bowls
 - Optional Big-Pot Element Available
 - Easy-Clean Design
 - Easy-Grasp Pull-Off Control Knobs

Colors: White, Bisque, Black

For additional feature information and installation instructions, see page 34.



MGC5536 36" (GAS)

- Features:**
- 5 Sealed-Surface Burners
 - Pilotless Electronic Ignition
 - Continuous One-Piece Grates
 - Precision-Set Burner Controls
 - DuraClean™ Cast-Iron Burner Grates
 - DuraClean™ Lift-Off Burner Caps
 - 12,500-BTU Power Boost™ Burner
 - 650-BTU Simmer Setting
 - Easy-Grasp Pull-Off Control Knobs
 - Porcelain-Enamel Top

Colors: White, Bisque, Black, Stainless Steel



MGC5430 30" (GAS)

- Features:**
- 4 Sealed-Surface Burners
 - Pilotless Electronic Ignition
 - Continuous One-Piece Grates
 - Precision-Set Burner Controls
 - DuraClean™ Cast-Iron Burner Grates
 - DuraClean™ Lift-Off Burner Caps
 - 12,500-BTU Power Boost™ Burner
 - 650-BTU Simmer Setting
 - Easy-Grasp Pull-Off Control Knobs
 - Porcelain-Enamel Top

Colors: White, Bisque, Black, Stainless Steel

Maytag® Over-The-Range Microwave Ovens

Exceptional Cooking Performance With Maytag Dependability.

STANDARD FEATURES YOU DEPEND ON FROM MAYTAG

- | | | |
|---|--|---|
| <ul style="list-style-type: none">• Electronic Touch-Pad Controls• Display With Digital Clock• 10 Power Levels• One-Touch Cook Pads• Custom Program | <ul style="list-style-type: none">• Control Lockout• Outside Or Ductless Venting• Auto Defrost• Reheat Option | <ul style="list-style-type: none">• Interior/Exterior Lighting• Cooking Complete Reminder• Kitchen Timer• Deluxe Charcoal Filter |
|---|--|---|



Four-In-One Cooking System
It's like having four ovens in one! Choose Combination Speed Cook; Convection Bake or Roast; Grill; or Microwave — and enjoy oven-quality meals up to three times faster. (select models)



Combination Speed Cook
Uses halogen light and microwave energy to cook up to three times faster than a conventional oven. Roasts a whole chicken in approximately 35 minutes. (select models)



WideGlide™ Tray
Extra-wide tray moves back and forth for even cooking results — even when cooking food in a large 10" x 15" pan! (select models)



MMV6178 FOUR-IN-ONE COOKING SYSTEM

- Standard Features Plus:**
- 950 Watts (Microwave Mode)
 - 1.7 Cu. Ft. Capacity
 - Dual-Entry Microwave System
 - Four-In-One Cooking System: Combination Speed Cook, Convection Bake/Roast, Grill, Microwave
 - 1,000-Watt Halogen Cooktop And Interior Lights
 - 1,500-Watt Convection Cook Mode
 - Soften And Melt Options
 - Full Stainless Steel Interior
 - Auto-Stop Door
 - More/Less Time Adjust
 - Easy-View Cool-Touch Window
 - Extra-Large Turntable
 - 300-cfm Ventilation
 - Speed/Convection Cookbook Included

Colors: White, Bisque, Black, Stainless Steel



MMV5207

- Standard Features Plus:**
- 1,100 Watts
 - 2.0 Cu. Ft. Capacity
 - WideGlide™ Tray
 - Sensor Cook Options
 - Halogen Cooktop Light
 - Delay-Stop Fan Settings
 - 300-cfm Ventilation

Colors: White, Bisque, Black, Stainless Steel



MMV5165

- Standard Features Plus:**
- 1,000 Watts
 - 1.6 Cu. Ft. Capacity
 - WideGlide™ Tray
 - Sensor Cook Options
 - Delay-Stop Fan Settings
 - 220-cfm Ventilation

Colors: White, Bisque, Black, Stainless Steel



MMV5207 (Stainless Steel Shown)



MMV5165 (Stainless Steel Shown)



MMV4205

- Standard Features Plus:**
- 1,150 Watts
 - 2.0 Cu. Ft. Capacity
 - Auto Cook Options
 - Multifunction Display
 - 220-cfm Ventilation

Colors: White, Bisque, Black, Stainless Steel



MMV4205 (Stainless Steel Shown)



MMV1153

- Standard Features Plus:**
- 950 Watts
 - 1.5 Cu. Ft. Capacity
 - Auto Cook Options
 - 220-cfm Ventilation

Colors: White, Black

Maytag® Countertop Microwave Ovens

Exceptional Cooking Performance With Maytag Dependability.

STANDARD FEATURES YOU DEPEND ON FROM MAYTAG

- | | | |
|---------------------------------|--------------------------|-----------------------------|
| • Electronic Touch-Pad Controls | • One-Touch Cook Pads | • Turntable |
| • Display With Digital Clock | • More/Less Time Adjust | • Interior Light |
| • 10 Power Levels | • Auto And Timed Defrost | • Cooking Complete Reminder |



UMC5200AA

Standard Features Plus:

- 1,100 Watts
- 2.1 Cu. Ft. Capacity
- Custom Program
- Add 30 Seconds
- Kitchen Timer
- Optional In-Wall Installation*
- Sensor-Controlled Cooking
- Control Lockout
- Rapid Defrost
- Lbs./Kg Option

Colors: White, Bisque, Black, Stainless Steel

*Not for use above a gas wall oven.



MMC5193AA

Standard Features Plus:

- 1,100 Watts
- 1.9 Cu. Ft. Capacity
- Holds A 9" x 13" Pan
- Kitchen Timer
- Sensor Cook Pads
- Control Lockout
- Help Pad
- 12-/24-Hour Option
- Lbs./Kg Option

Colors: White, Bisque, Black, Stainless Steel

Non-stainless steel models feature push-button door release.



MMC5080AA

Standard Features Plus:

- 800 Watts
- 0.8 Cu. Ft. Capacity
- Under-Cabinet Installation Kit Included
- Kitchen Timer
- Sound On/Off
- Sensor Cook Pads
- Control Lockout

Colors: White, Black, Stainless Steel



MMV5080AA

(Stainless Steel Shown)

For additional feature information, see specification charts on page 36.

Maytag™ Kitchen Hoods

The Perfect Complement.



UXT5430AD 30" (SHOWN) UXT5436AD 36"

Features:

- 400-cfm Centrifugal Blower
- 3 Speed Settings
- Electronic Touch Controls
- Dual Halogen Lighting With Night Light
- Filterless Self-Cleaning
- Quiet Operation
- Delayed Shutoff
- Optional Recirculating Ventilation

Colors: White, Bisque, Black, Stainless Steel



UXT5230AD 30" (SHOWN) UXT5236AD 36"

Features:

- 250-cfm Centrifugal Blower
- 3 Speed Settings
- Slide Controls
- Dual Incandescent Lighting
- Filterless Self-Cleaning
- Quiet Operation
- Optional Recirculating Ventilation

Colors: White, Bisque, Black, Stainless Steel



UXT4030AD 30" (SHOWN) UXT4036AD 36"

Features:

- Recirculating Ventilation With Charcoal Filter
- 2 Speed Settings
- Light

ADDITIONAL MODELS:

- **UXT2030A 30"** —
With 7" Round Vertical Ventilation
- **UXT3030A 30"** —
With 3 1/4" x 10" Vertical Or Horizontal Ventilation
- **UXT2036A 36"** —
With 7" Round Vertical Ventilation
- **UXT3036A 36"** —
With 3 1/4" x 10" Vertical Or Horizontal Ventilation

Colors: White, Bisque, Black, Stainless Steel



HV303 30" (SHOWN) HV363 36"

Features:

- Telescoping Downdraft Hood
- 500-cfm Centrifugal Blower
- Electronic Touch Controls
- Two Washable Grease Filters
- Vertical Or Horizontal Exterior Ventilation

Color: Black
(Optional White Cap Available)

For additional feature information and installation instructions, see page 37.

	Double-Oven Electric					5.22 Cu. Ft. Electric				
Models	MER6555AA	MER6751AA	MER6755AA	MER6775AA	MER6875AA	MER5555QA	MER5755QA	MER5765QA	MER5775QA	MER5875QA
OVEN FEATURES										
Capacity — cu. ft.	5.22	5.22	5.22	5.22	5.22	5.22	5.22	5.22	5.22	5.22
Convection Oven					Lower					■
Self-Cleaning Oven With Adjustable Cleaning Levels	Lt./Med./Hvy.	Lt./Med./Hvy.	Lt./Med./Hvy.	Lt./Med./Hvy.	Lt./Med./Hvy.	Lt./Med./Hvy.	Lt./Med./Hvy.	Lt./Med./Hvy.	Lt./Med./Hvy.	Lt./Med./Hvy.
Auto-Lock Self-Cleaning	■	■	■	■	■	■	■	■	■	■
Precision Cooking™ System With PreciseBake	■	■	■	■	■	■	■	■	■	■
Dual-Control Bake/Broil Elements	■	■	■	■	■	■	■	■	■	■
Broil Element — Lower Oven	Four-Pass	Four-Pass	Four-Pass	Four-Pass	Four-Pass	Six-Pass™	Six-Pass™	Six-Pass™	Six-Pass™	Six-Pass™
Broil Element — Upper Oven	Four-Pass	Four-Pass	Four-Pass	Four-Pass	Four-Pass					
Open-Door Broiling	■	■	■	■	■	■	■	■	■	■
Easy-Tilt Bake Element	■	■	■	■	■					
Hidden Bake Element						■	■	■	■	■
Control Lockout And Sabbath Mode Options	■	■	■		■	■	■	■	■	■
Toasting Feature	■	■	■	■	■					
Keep Warm Feature	■	■	■	■	■	■	■	■	■	■
Rapid Preheat	■	■	■		■					
Oven Light	■	■	■	■	Automatic	■	■	■	■	■
Super-Size Oven Window	■		■			■	■	■	■	■
RollerGlide™ Oven Rack				1	1					
Oven Rack Positions — Upper/Lower	1/5	1/5	1/5	1/5	1/5	8	8	8	8	8
Standard Oven Racks	3	3	3	2	3	2	2	2	1	2
Create-A-Space™ Half-Rack (UXA5905ADX)							Optional	Optional	1	1
Create-A-Space™ Half-Rack (UXA4905ADX)	Optional	Optional	Optional	Optional	Optional					
Porcelain-Enamel Broiler Pan	■	■	■	■	■	■	■	■	■	■
COOKTOP FEATURES										
Radiant Elements										
6", 1,200-Watt Radiant Elements		LF, RR	LR, RR	LR, RR	LR		LF, RR	LR	LR, RR	LR
6", 1,200-Watt Flex-Choice™ Element					RR			RR		RR
9", 2,500-Watt Radiant Elements		LR, RF	LF				LR			
12", 2,700-Watt Radiant Element			RF				RF			
9" / 6" Dual-Choice™ Radiant Elements					LF			LF, RF	LF	LF
12" / 9" Dual-Choice™ Radiant Element					RF				RF	RF
6", 100-Watt Warming Center					Center Rear	Center Rear			Center Rear	Center Rear
Removable High-Wattage Coil Elements										
6", 1,500-Watt Coil Elements	LF, RR					LF, RR				
8", 2,350-Watt Coil Elements	LR, RF					LR, RF				
Hot-Surface Indicator Light		■	■	■	■		■	■	■	■
Drip-Retainer Top	■	■	■		■	■	■	■	■	■
No-Drip™ Porcelain-Enamel Drip Bowls	■					■				
Lift-Up Top With Auto-Prop Rods	■									
CONTROL FEATURES										
Precision Touch Electronic Oven Controls	750	750	750	750	850	500	500	500	700	800
Variable Broil	High/Low	High/Low	High/Low	High/Low	High/Low	High/Low	High/Low	High/Low	High/Low	High/Low
Delay Setting (Bake And Clean)	■	■	■	■	■	■	■	■	■	■
Electronic Clock With Timer	■	■	■	■	■	■	■	■	■	■
DuraClean™ Smooth-Gloss Backguard	■	■	■	■	■	■	■	■	■	■
Separate Upper And Lower Oven Controls	■	■	■	■	■				■	■
Cook & Hold Setting	■	■	■	■	■	■	■	■	■	■
Favorite Setting					■				■	■
Pull-Off Control Knobs	■	■	■	■	■	■	■	■	■	■
EXTERIOR FEATURES AND COLORS										
Monochromatic Glass-Front Oven Door	■	■	■	■	■	■	■	■	■	■
Quiet Door Hinges	■	■	■	■	■	■	■	■	■	■
Easy-Roll Storage Drawer						■	■	■	■	■
Towel-Bar Door Handle	■	■	■	■	■	■	■	■	■	■
Available In White	■	■	■	■	■	■	■	■	■	■
Available In Frost White					■	■	■	■	■	■
Available In Bisque	■	■	■	■	■	■	■	■	■	■
Available In Natural Bisque					■				■	■
Available In Black	■	■	■	■	■	■	■	■	■	■
Available In Stainless Steel With Stainless Steel Handle		■	■	■	■		■		■	■
SPECIFICATIONS										
Height — in. (cm)	46 3⁄4 (118.7)	46 3⁄4 (118.7)	46 3⁄4 (118.7)	46 3⁄4 (118.7)	46 3⁄4 (118.7)	47 3⁄8 (120.3)	47 3⁄8 (120.3)	47 3⁄8 (120.3)	47 3⁄8 (120.3)	47 3⁄8 (120.3)
Width — in. (cm)	29 7⁄8 (76)	29 7⁄8 (76)	29 7⁄8 (76)	29 7⁄8 (76)	29 7⁄8 (76)	29 7⁄8 (76)	29 7⁄8 (76)	29 7⁄8 (76)	29 7⁄8 (76)	29 7⁄8 (76)
Depth Excluding Handle — in. (cm)	26 1⁄8 (66.3)	26 1⁄8 (66.3)	26 1⁄8 (66.3)	26 1⁄8 (66.3)	26 1⁄8 (66.3)	26 5⁄8 (67.6)	26 5⁄8 (67.6)	26 5⁄8 (67.6)	26 5⁄8 (67.6)	26 5⁄8 (67.6)
Height To Cooktop — in. (cm)	36 (91.4)	36 (91.4)	36 (91.4)	36 (91.4)	36 (91.4)	36 (91.4)	36 (91.4)	36 (91.4)	36 (91.4)	36 (91.4)
Approximate Shipping Weight — lbs. (kg)	225 (102.1)	225 (102.1)	225 (102.1)	225 (102.1)	225 (102.1)	215 (97.5)	225 (102.1)	225 (102.1)	230 (104.3)	230 (104.3)
Total Connected Load — kw @ 240V/208V	10.4/7.8	10.4/7.8	10.4/7.8	10.4/7.8	10.4/7.8	11/8.3	11/8.3	11/8.3	11/8.3	11/8.3

Smoothtop Range Color Options

Top color is cooktop color, bottom color is exterior color.



White



Frost White



Bisque



Natural Bisque



Black



Stainless Steel

	Double-Oven Gas		5.22 Cu. Ft. Gas			
Models	MGR6775AD	MGR6875AD	MGR5755QD	MGR5765QD	MGR5775QD	MGR5875QD
OVEN FEATURES						
Capacity — cu. ft.	5.22	5.22	5.22	5.22	5.22	5.22
Convection Oven		Lower				■
Self-Cleaning Oven With Adjustable Cleaning Levels	Lt./Med./Hvy.	Lt./Med./Hvy.	Lt./Med./Hvy.	Lt./Med./Hvy.	Lt./Med./Hvy.	Lt./Med./Hvy.
Auto-Lock Self-Cleaning	■	■	■	■	■	■
Precision Cooking™ System With PreciseBake	■	■	■	■	■	■
Waist-High Broiler	■	■	■	■	■	■
Open-Door Broiling	■	■	■	■	■	■
Hidden Bake Burner	■	■	■	■	■	■
Control Lockout And Sabbath Mode Options	■	■	■	■	■	■
Keep Warm Feature	■	■	■	■	■	■
Oven Light	■	Automatic	■	■	■	Automatic
Super-Size Oven Window	■	■	■	■	■	■
Oven Rack Positions (Upper/Lower)	1/6	1/6	8	8	8	8
Standard Oven Racks	2	3	2	2	1	2
RollerGlide™ Oven Rack	1	1				
Create-A-Space™ Half-Rack (UXA5905ADX)			Optional	Optional	1	1
Create-A-Space™ Half-Rack (UXA4905ADX)	Optional	Optional				
Porcelain-Enamel Broiler Pan	■	■	■	■	■	■
COOKTOP FEATURES						
9,200-/9,100*-BTU One-Piece Sealed-Surface Burners	RF, LR	LR, RR	LR, RR	LF, RR	LR, RR	LR, RR
12,000-/11,000*-BTU One-Piece Sealed-Surface Burners		RF	LF, RF		LF	LF
16,000-/14,000*-BTU Power Boost™ Burner	LF	LF		RF	RF	RF
5,000-/4,000*-BTU Simmer Burner	RR	Center		LR	Center	Center
DuraClean™ Cast-Iron Burner Grates	2-Piece	2-Piece	4-Piece	2-Piece	2-Piece	2-Piece
Upswept Cooktop	■	■	■	■	■	■
DuraClean™ Lift-Off Burner Caps	■	■	■	■	■	■
CONTROL FEATURES						
Precision Touch Electronic Oven Controls	750	850	500	500	700	800
Variable Broil	High/Low	High/Low	High/Low	High/Low	High/Low	High/Low
Delay Setting (Bake And Clean)	■	■	■	■	■	■
Electronic Clock With Timer	■	■	■	■	■	■
DuraClean™ Smooth-Gloss Backguard	■	■	■	■	■	■
Cook & Hold Setting	■	■	■	■	■	■
Favorite Setting		■		■	■	■
Pull-Off Control Knobs	■	■	■	■	■	■
Electronic Ignition	■	■	■	■	■	■
EXTERIOR FEATURES AND COLORS						
Monochromatic Glass-Front Oven Door	■	■	■	■	■	■
Quiet Door Hinges	■	■	■	■	■	■
Easy-Roll Storage Drawer			■	■	■	■
Towel-Bar Door Handle	■	■	■	■	■	■
LP Convertible/Kit Included	■	■	74009269	74009070	74009070	74009070
Available In White	■	■			■	■
Available In Bisque	■	■	■	■	■	■
Available In Black	■	■	■	■	■	■
Available In Stainless Steel With Stainless Steel Handle	■	■	■		■	■
SPECIFICATIONS						
Height — in. (cm)	46 3⁄4 (118.7)	46 3⁄4 (118.7)	47 3⁄8 (120.3)	47 3⁄8 (120.3)	47 3⁄8 (120.3)	47 3⁄8 (120.3)
Width — in. (cm)	29 7⁄8 (76)	29 7⁄8 (76)	29 7⁄8 (76)	29 7⁄8 (76)	29 7⁄8 (76)	29 7⁄8 (76)
Depth Without Handle — in. (cm)	26 1⁄8 (66.3)	26 1⁄8 (66.3)	26 5⁄8 (67.6)	26 5⁄8 (67.6)	26 5⁄8 (67.6)	26 5⁄8 (67.6)
Height To Cooktop — in. (cm)	36 (91.4)	36 (91.4)	36 (91.4)	36 (91.4)	36 (91.4)	36 (91.4)
Approximate Shipping Weight — lbs. (kg)	225 (102.1)	225 (102.1)	230 (104.3)	235 (106.6)	235 (106.6)	235 (106.6)
Total Connected Load — A @ 120V	15	15	< 10	< 10	< 10	< 10

*Numbers note natural gas/LP.

All models listed may not be available from every Maytag dealer. Because of continuing product improvement, Maytag reserves the right to change specifications without notice.

Double-Oven Range Cutout Dimensions

Models	MER6875AA	MER6775AA	MER6755AA	MER6751AA	MER6555AA	MGR6875AD
Height — in. (cm)	36 (91.4)	36 (91.4)	36 (91.4)	36 (91.4)	36 (91.4)	MGR6775AD
Width — in. (cm)	30 (76.2)	30 (76.2)	30 (76.2)	30 (76.2)	30 (76.2)	30 (76.2)
Depth Excluding Handle — in. (cm)	26 5⁄8 (66.3)	26 5⁄8 (66.3)	26 5⁄8 (66.3)	26 5⁄8 (66.3)	26 5⁄8 (66.3)	26 5⁄8 (66.3)

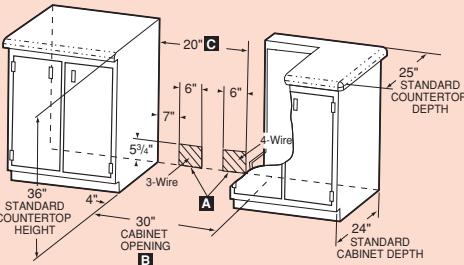
5.22 Cu. Ft. Range Cutout Dimensions**

Models	MER5555QA	MER5755QA	MER5765QA	MER5775QA	MER5875QA
Height — in. (cm)	36 (91.4)	36 (91.4)	36 (91.4)	36 (91.4)	36 (91.4)
Width — in. (cm)	30 (76.2)	30 (76.2)	30 (76.2)	30 (76.2)	30 (76.2)
Depth Excluding Handle — in. (cm)	26 5⁄8 (67.6)	26 5⁄8 (67.6)	26 5⁄8 (67.6)	26 5⁄8 (67.6)	26 5⁄8 (67.6)

**For installation information, see page 28.

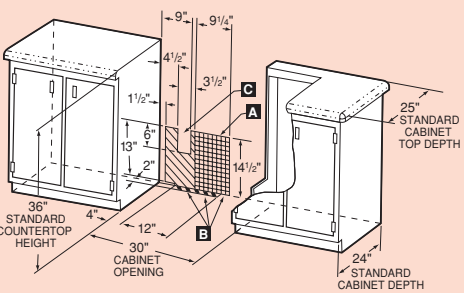
Maytag® Double-Oven Range Installation

Double-Oven Electric Range Installation



- A** Provide for either a 3-wire or 4-wire 120/208-, 120/240-volt outlet per applicable cord in shaded area shown. Refer to installation instructions for proper positioning of outlet. A recessed outlet receptacle is needed for flush mount.
- B** For Canadian models, cutout width is 31" (78.7 cm) and dimension **C** is 20 1⁄2" (52.1 cm).

Double-Oven Gas Range Installation



- A** Provide for a 120-volt grounded electrical outlet in this area.
- B** Recommended gas line location.
- C** Clearance for pressure regulator.

Upper Oven Interior Dimensions:
5 1⁄2" H x 20 1⁄2" W x 18 1⁄2" D
(14 cm H x 52 cm W x 47 cm D)

Lower Oven Interior Dimensions:
16 1⁄2" H x 23" W x 18 1⁄8" D
(42 cm H x 58 cm W x 46 cm D)

5.22 Cu. Ft. Oven Interior Dimensions:
19 3⁄4" H x 24 1⁄4" W x 19 3⁄4" D
(42 cm H x 58 cm W x 46 cm D)

	4.0 Cu. Ft. Electric					4.0 Cu. Ft. Gas			
Models	MER4351AA	MER5551AA	MER5552AA	MER5751AA	MER5752AA	MGR4451AD	MGR4452AD	MGR5751AD	MGR5752AD
OVEN FEATURES									
Capacity — cu. ft.	4.0	4.0	4.0	4.0	4.0	4.0	4.0	4.0	4.0
Self-Cleaning Oven With Adjustable Levels		Lt./Med./Hvy.	Lt./Med./Hvy.	Lt./Med./Hvy.	Lt./Med./Hvy.			Lt./Med./Hvy.	Lt./Med./Hvy.
Standard-Cleaning Oven	■					■	■		
Dual-Control Bake-And-Broil Elements	■	■	■	■	■				
Four-Pass Recessed Broil Element	■	■	■	■	■				
Control Lockout And Sabbath Mode Options	■	■	■	■	■	■	■	■	■
Waist-High Broiler	■	■	■	■	■			■	■
Lower Pull-Out Broiler						■	■		
Oven Light	■	■	■	■	■	■	■	■	■
Oven Window	■	■	Super-Size	■	Super-Size	■	Super-Size	■	Super-Size
Standard Oven Racks	2	2	2	2	2	2	2	2	2
Oven Rack Positions	5	5	5	5	5	6	6	6	6
Create-A-Space™ Half-Rack (HALFRACK)	Optional	Optional	Optional	Optional	Optional	Optional	Optional	Optional	Optional
Porcelain-Enamel Broiler Pan	■	■	■	■	■	■	■	■	■
COOKTOP FEATURES									
Radiant Elements:									
6", 1,200-Watt Radiant Elements				LF, RR	LF, RR				
9", 2,500-Watt Radiant Elements				LR, RF	LR, RF				
Removable High-Wattage Coil Elements:									
6", 1,500-Watt Coil Elements	LF, RR	LF, RR	LF, RR						
8", 2,350-Watt Coil Elements	LR, RF	LR, RF	LR, RF						
7,200-/6,500*-BTU Sealed Gas Burner						LR	LR	LR	LR
9,200-/8,000*-BTU Sealed Gas Burners						LF, RR	LF, RR	LF, RR	LF, RR
12,000-/8,500*-BTU Power Boost™ Burner						RF	RF	RF	RF
Hot-Surface Indicator Light				■	■				
Upswept Cooktop	■	■	■	■	■	■	■	■	■
Drip-Retainer Top	■	■	■	■	■	■	■	■	■
DuraClean™ Lift-Off Burner Caps						Optional	Optional	Optional	Optional
DuraClean™ Steel Cooktop Burner Grates						Black	Mono	Black	Mono
Removable Porcelain-Enamel Drip Pans			■			Optional	Optional	Optional	Optional
No-Drip™ Chrome Drip Bowls	■	■							
CONTROL FEATURES									
Precision Touch Electronic Oven Controls	300	500	500	500	500	300	300	500	500
Variable Broil	High/Low	High/Low	High/Low	High/Low	High/Low	High/Low	High/Low	High/Low	High/Low
Delay Setting (Bake And Clean)	■	■	■	■	■	■	■	■	■
Electronic Clock With Timer	■	■	■	■	■	■	■	■	■
DuraClean™ Porcelain Backguard	■	■	■	■	■	■	■	■	■
Pull-Off Control Knobs	■	■	■	■	■	■	■	■	■
Electronic Ignition						■	■	■	■
EXTERIOR FEATURES AND COLORS									
Easy-Roll Storage Drawer	■	■	■	■	■			■	■
Towel-Bar Door Handle	■	■	■	■	■		■	■	■
LP Convertible						■	■	■	■
Available In White	■	■	■	■	■	■	■	■	■
Available In Bisque	■	■	■	■	■	■	■	■	■
Available In Black		■	■	■	■	■	■	■	■
Available In Stainless Steel With Black Handle		■	■	■	■	■	■	■	■
DIMENSIONS									
Height — in. (cm)	46 3⁄4 (118.7)	46 3⁄4 (118.7)	46 3⁄4 (118.7)	46 3⁄4 (118.7)	46 3⁄4 (118.7)	46 3⁄4 (118.7)	46 3⁄4 (118.7)	46 3⁄4 (118.7)	46 3⁄4 (118.7)
Width — in. (cm)	29 1⁄8 (75.9)	29 1⁄8 (75.9)	29 1⁄8 (75.9)	29 1⁄8 (75.9)	29 1⁄8 (75.9)	29 1⁄8 (75.9)	29 1⁄8 (75.9)	29 1⁄8 (75.9)	29 1⁄8 (75.9)
Depth Excluding Handle — in. (cm)	25 (63.5) ¹	25 (63.5) ¹	25 (63.5) ¹	25 (63.5) ¹	25 (63.5) ¹	26 1⁄8 (66.3) ¹	26 1⁄8 (66.3) ¹	26 1⁄8 (66.3) ¹	26 1⁄8 (66.3) ¹
Height To Cooktop — in. (cm)	36 (91.4)	36 (91.4)	36 (91.4)	36 (91.4)	36 (91.4)	36 (91.4)	36 (91.4)	36 (91.4)	36 (91.4)
Approximate Shipping Weight — lbs. (kg)	154 (69.9)	167 (75.8)	172 (78.0)	171 (77.6)	176 (79.8)	165 (74.8)	173 (78.5)	193 (87.5)	199 (90.3)
Total Connected Load — kw @ 240V/208V	11/8.3	11/8.3	11/8.3	11/8.3	11/8.3				
Total Connected Load — A @ 120V						<10	<10	<10	<10

All models listed may not be available from every Maytag dealer. Because of continuing product improvement, Maytag reserves the right to change specifications without notice.
*Numbers note natural gas/LP. ¹From wall to front of oven door. Add approximately 2" (5.1 cm) for door handle.

5.22 Cu. Ft. And 4.0 Cu. Ft. Range Installation

Electric Range Installation

A Electric Models: Provide for 120/208-, 120/240-volt outlet per applicable cord in this area.

Gas Range Installation

B Gas Models: Recommended gas line location (electric ignition models). Provide for 120-volt grounded electrical outlet in this area. Outlet must be flush.

	MER5752AA	MER5751AA	MER5552AA	MER5551AA	MER4351AA	MGR5752AD	MGR4452AD	MGR5751AD	MGR4451AA
4.0 Cu. Ft. Range Cutout Dimensions									
Models	MER5751AA	MER5552AA	MER5551AA	MER4351AA	MGR5752AD	MGR4452AD	MGR5751AD	MGR4451AA	
Height — in. (cm)	36 (91.4)	36 (91.4)	36 (91.4)	36 (91.4)	36 (91.4)	36 (91.4)	36 (91.4)	36 (91.4)	
Width — in. (cm)	30 (76.2)	30 (76.2)	30 (76.2)	30 (76.2)	30 (76.2)	30 (76.2)	30 (76.2)	30 (76.2)	
Depth Excluding Handle — in. (cm)	25 (63.5)	25 (63.5)	25 (63.5)	25 (63.5)	25 (63.5)	26 1⁄8 (66.3)	26 1⁄8 (66.3)	26 1⁄8 (66.3)	

4.0 Cu. Ft. Oven Interior Dimensions:
16 1⁄2" H x 23" W x 18 1⁄8" D
(41.9 cm H x 58.4 cm W x 46 cm D)

	Slide-In Electric			Drop-In Electric
Models	MES5570AA	MES5770AA	MES5870AA	MEP5770AA
OVEN FEATURES				
Capacity — cu. ft.	4.0	4.0	3.8	4.0
Convection Oven			■	
Self-Cleaning Oven With Adjustable Cleaning Levels	■	■	■	■
Auto-Lock Self-Cleaning	■	■	■	■
Six-Pass™ Recessed Broil Element	■	■	■	■
Open-Door Broiling	■	■	■	■
Easy-Tilt Bake Element	■	■	■	■
Control Lockout And Sabbath Mode Options	■	■	■	■
Oven Light	Automatic	Automatic	Automatic	Automatic
Super-Size Oven Window*	■	■	■	■
Oven Rack Positions	5	5	5	5
Standard Oven Racks	2	2	3	2
Create-A-Space™ Half-Rack (HALFRACK)	1	1	Optional	1
Porcelain-Enamel Broiler Pan	■	■	■	■
COOKTOP FEATURES				
6", 1,200-Watt Radiant Elements		LF, RR	LF, RR	LF, RR
9", 2,200-Watt Radiant Element		LR	LR	LR
9"/6" Dual-Choice™ Radiant Element		RF	RF	RF
6", 1,500-Watt Coil Elements	LF, RR			
8", 2,350-Watt Coil Elements	LR, RF			
Hot-Surface Indicator Light		■	■	■
Upswept Cooktop		■	■	■
No-Drip™ Porcelain-Enamel Drip Bowls	■			
Lift-Up Top With Auto-Prop Rods	■			
CONTROL FEATURES				
Precision Touch Electronic Oven Controls	■	■	■	■
Variable Broil	High/Low	High/Low	High/Low	High/Low
Delay Setting (Bake And Clean)	■	■	■	■
Electronic Clock With Timer	■	■	■	■
Pull-Off Control Knobs	■	■	■	■
EXTERIOR FEATURES AND COLORS				
Monochromatic Glass-Front Oven Door	■	■	■	■
Quiet Door Hinges	■	■	■	■
Easy-Roll Storage Drawer	■	■	■	
Towel-Bar Door Handle	■	■	■	■
Available In White	■	■	■	■
Available In Bisque	■	■	■	■
Available In Black	■	■	■	■
Available In Brushed Chrome				
SPECIFICATIONS				
Height — in. (cm)	36 7⁄16 (92.5)	36 7⁄16 (92.5)	36 7⁄16 (92.5)	27 15⁄16 (71)
Width — in. (cm)	30 3⁄4 (78.1)	30 3⁄4 (78.1)	30 3⁄4 (78.1)	30 3⁄4 (78.1)
Depth With Handle — in. (cm)	28 3⁄8 (71.9)	28 3⁄8 (71.9)	28 3⁄8 (71.9)	28 3⁄8 (71.9)
Height To Cooktop — in. (cm)	36 (91.4)	36 (91.4)	36 (91.4)	27 1⁄8 (69.9)
Approximate Shipping Weight — lbs. (kg)	195 (88)	195 (88)	195 (88)	173 (78)
Total Connected Load — kw @ 240V/208V	14/10.5	12.6/9.5	12.6/9.5	12.6/9.5

*Brushed Chrome models feature standard-size oven window.

30" Slide-In/Drop-In Range Installation

30" Slide-In/Drop-In Range Cutout Dimensions

	MES5870AA	MES5770AA	MES5570AA	MEP5770AA
Models	MG55870AD	MG55770AD	MES5570AA	MEP5770AA
Height — in. (cm)	36 (91.4)	36 (91.4)	36 (91.4)	27 1⁄8 (69.9)
Width — in. (cm)	30 (76.2)	30 (76.2)	30 (76.2)	30 (76.2)
Depth Excluding Handle — in. (cm)	26 7⁄16 (66.8) ¹	26 7⁄16 (66.8) ¹	26 7⁄16 (66.8) ¹	26 7⁄16 (66.8) ¹

Slide-In/Drop-In Oven Interior Dimensions:
16 1⁄2" H x 23" W x 18 1⁄8" D
(42 cm H x 58 cm W x 46 cm D)

¹From wall to front of oven door. Add approximately 2" (5.1 cm) for door handle.

Slide-In Range Installation

Drop-In Range Installation

Maytag® Double-Oven
Freestanding Ranges



PRECISION TOUCH 750

- Dual Controls For Double-Oven Ranges
- Standard Time With Temperature Display
- PreciseBake
- High/Low Broil
- Cook & Hold Setting
- Keep Warm Setting
- Delay Setting (Bake And Clean)
- Auto Shutoff
- Control Lockout
- Sabbath Mode
- Toasting Function (Upper Oven) — Electric Models Only
- Self-Cleaning (Light, Medium, Heavy)



PRECISION TOUCH 850

- Dual Controls For Double-Oven Ranges
- Standard Time With Temperature Display
- EvenAir™ Convection With Automatic Conversion (Convect Bake/Convect Roast)
- PreciseBake
- High/Low Broil
- Cook & Hold Setting
- Keep Warm Setting
- Delay Setting (Bake And Clean)
- Auto Shutoff
- Control Lockout
- Sabbath Mode
- Toasting Function (Upper Oven) — Electric Models Only
- Self-Cleaning (Light, Medium, Heavy)
- Favorite Setting

Maytag® 5.22 And 4.0 Cu. Ft.-
Capacity Freestanding Ranges



PRECISION TOUCH 300

- Standard Time Display
- Standard Temperature Display
- PreciseBake
- High/Low Broil
- Auto Shutoff
- Control Lockout
- Sabbath Mode



PRECISION TOUCH 500

- Standard Time Display
- Standard Temperature Display
- PreciseBake
- High/Low Broil
- Cook & Hold Setting
- Keep Warm Setting
- Delay Setting (Bake And Clean)
- Auto Shutoff
- Control Lockout
- Sabbath Mode
- Self-Cleaning (Light, Medium, Heavy)



PRECISION TOUCH 700

- Standard Time With Temperature Display
- PreciseBake
- High/Low Broil
- Cook & Hold Setting
- Keep Warm Setting
- Delay Setting (Bake And Clean)
- Auto Shutoff
- Control Lockout
- Sabbath Mode
- Self-Cleaning (Light, Medium, Heavy)
- Favorite Setting



PRECISION TOUCH 800

- Standard Time With Temperature Display
- EvenAir™ Convection With Automatic Conversion (Convect Bake/Convect Roast)
- PreciseBake
- High/Low Broil
- Cook & Hold Setting
- Keep Warm Setting
- Delay Setting (Bake And Clean)
- Auto Shutoff
- Control Lockout
- Sabbath Mode
- Self-Cleaning (Light, Medium, Heavy)
- Favorite Setting

Single Oven

Double Oven

Combo Oven

Models	MEW5527DD	MEW5530DD	MEW6527DD	MEW6530DD	MEW5627DD	MEW5630DD	MEW6627DD	MEW6630DD	MMW5530DA
Style	Electric	Electric	Electric/Convection	Electric/Convection	Electric	Electric	Electric/Convection	Electric/Convection	Microwave Combo
OVEN FEATURES									
Precision Cooking™ System	■	■	■	■	■	■	■	■	■
Self-Cleaning Oven	■	■	■	■	2	2	2	2	■
EvenAir™ Convection With Auto Conversion			■	■	■	■	Upper	Upper	
Microwave									Upper
Dual-Control Bake-And-Broil Elements	■	■	■	■	■	■	■	■	■
Oven Light	Automatic	Automatic	Automatic	Automatic	Automatic	Automatic	Automatic	Automatic	Automatic
Super-Size Oven Window	■	■	■	■	■	■	■	■	■
Porcelain-Enamel Broiler Pan	■	■	■	■	■	■	■	■	■
Oven Rack Positions — Upper/Lower	4	4	4	4	4/4	4/4	4/4	4/4	4 Lower
Standard Oven Racks — Upper	2	2	2	2	2	2	2	2	
Standard Oven Racks — Lower					2	2	2	2	2
Create-A-Space™ Half-Rack	Optional	Optional	1	1	Optional	Optional	1	1	Optional
CONTROL FEATURES									
Precision Touch Electronic Controls	■	■	■	■	■	■	■	■	■
Delay-Start Oven Control	■	■	■	■	■	■	■	■	■
Electronic Clock With Timer	■	■	■	■	■	■	■	■	■
Favorite Setting	■	■	■	■	■	■	■	■	■
Cook & Hold Setting	■	■	■	■	Upper	Upper	Upper	Upper	■
Keep Warm	■	■	■	■	■	■	■	■	■
Sabbath Mode	■	■	■	■	■	■	■	■	■
Control Lockout	■	■	■	■	■	■	■	■	■
OVEN WATTAGE @ 240V									
EvenAir™ Convection Element			1,850	1,850			1,850	1,850	
Bake Element	2,800	2,800	2,800	2,800	2,800	2,800	2,800	2,800	2,800
Six-Pass™ Broil Element	3,600	3,600	3,600	3,600	3,600	3,600	3,600	3,600	3,600
Microwave									1,100
EXTERIOR FEATURES AND COLORS									
Glass-Front Oven Door	■	■	■	■	■	■	■	■	■
Quiet Door Hinges	■	■	■	■	■	■	■	■	■
Towel-Bar Door Handle	■	■	■	■	■	■	■	■	■
Available In White	■	■	■	■	■	■	■	■	■
Available In Bisque			■	■			■	■	
Available In Black	■	■	■	■	■	■	■	■	■
Available In Stainless Steel			■	■			■	■	
OVEN CAPACITY									
Upper — cu. ft.	3.3	3.8	3.3	3.8	3.3	3.8	3.3	3.8	2.1
Lower — cu. ft.					3.3	3.8	3.3	3.8	3.8
OVEN INTERIOR DIMENSIONS									
Height — in. (cm)	14¼ (37.5)	15 (38.1)	14¼ (37.5)	15 (38.1)	14¼ (37.5)	15 (38.1)	14¼ (37.5)	15 (38.1)	15 (38.1)
Width — in. (cm)	21 (53.3)	23½ (59.7)	21 (53.3)	23½ (59.7)	21 (53.3)	23½ (59.7)	21 (53.3)	23½ (59.7)	23½ (59.7)
Depth — in. (cm)	18½ (47)	18½ (47)	18½ (47)	18½ (47)	18½ (47)	18½ (47)	18½ (47)	18½ (47)	18½ (47)
Under-Counter/Cooktop Installation		■		■					
Approximate Shipping Weight — lbs. (kg)	130 (59)	140 (63)	130 (59)	140 (63)	238 (108)	235 (106)	238 (108)	235 (106)	194 (88)
Total Connected Load — kw @ 240V/208V	3.6/2.7	3.6/2.7	3.6/2.7	3.6/2.7	7.2/5.4	7.2/5.4	7.2/5.4	7.2/5.4	6.6/5.7

All dimensions shown are for planning purposes only. Consult the installation instructions that accompany each product before cutting cabinets or countertops.

Because of continuing product improvement, Maytag reserves the right to change specifications without notice.

Exterior Color Options



White



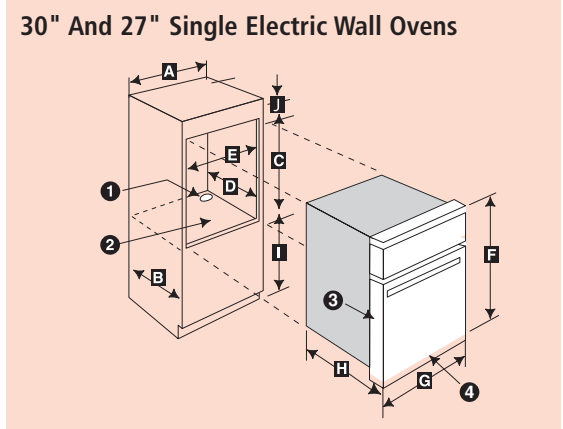
Bisque



Black

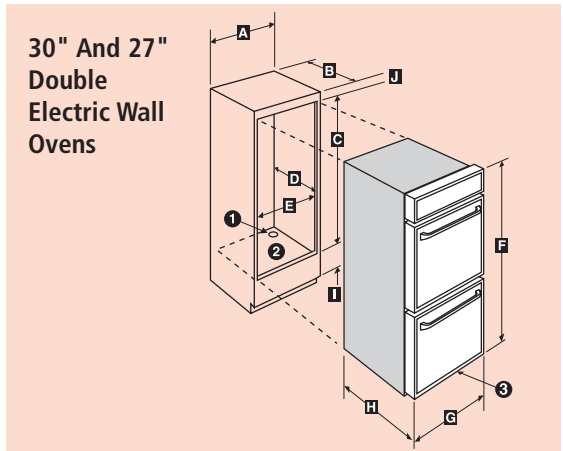


Stainless Steel



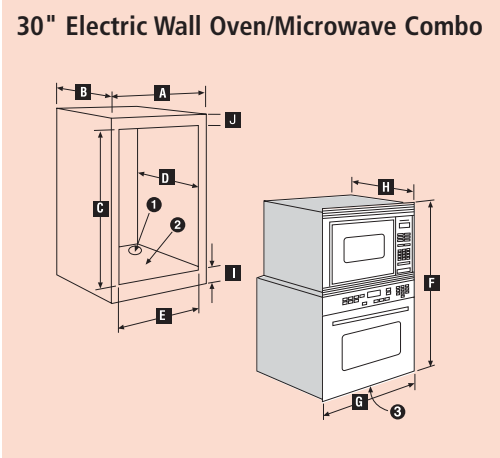
Models	MEW5527DD MEW6527DD	MEW5530DD MEW6530DD
Dimensions — in. (cm)		
A - Width	27 (68.6) min.	30 (76.2) min.
B - Depth	24 (61) min.	24 (61) min.
Cutout Dimensions — in. (cm)		
C - Height	27 ⁷ / ₈ ± ¹ / ₁₆ (70.8 ± .2)	27 ⁷ / ₈ ± ¹ / ₁₆ (70.8 ± .2)
D - Depth	24 (61) min.	24 (61) min.
E - Width	25 ¹ / ₂ ± ¹ / ₁₆ (64.8 ± .2)	28 ¹ / ₂ ± ¹ / ₁₆ (72.4 ± .2)
Overall Dimensions — in. (cm)		
F - Height	28 ¹ / ₄ (71.8)	28 ¹ / ₄ (71.8)
G - Width	26 ³ / ₄ (67.9)	29 ³ / ₄ (75.6)
H - Depth	24 ⁷ / ₁₆ (62.1)	24 ⁷ / ₁₆ (62.1)
I - Bottom Clearance	4 – 33 (10.2 – 83.8)	4 – 33 (10.2 – 83.8)
J - Overhead Clearance	1 (2.54) min.	1 (2.54) min.

1. 1¹/₄"-diameter conduit access hole.
2. Install ⁵/₈" plywood bottom for floor (must support 142 pounds).
3. Allow for ¹/₄" trim overlap on each side.
4. Do not block air intake slots along bottom of oven.



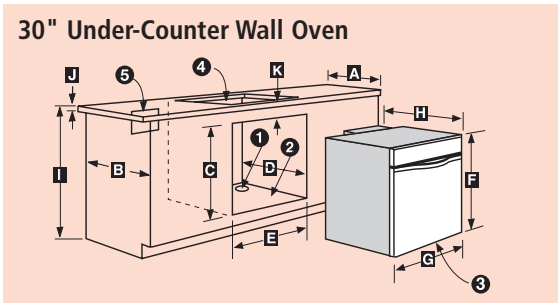
Models	MEW5627DD MEW6627DD	MEW5630DD MEW6630DD
Dimensions — in. (cm)		
A - Width	27 (68.6) min.	30 (76.2) min.
B - Depth	24 (61) min.	24 (61) min.
Cutout Dimensions — in. (cm)		
C - Height	50 ± ¹ / ₁₆ (127 ± .2)	50 ± ¹ / ₁₆ (127 ± .2)
D - Depth	24 (61) min.	24 (61) min.
E - Width	25 ¹ / ₂ ± ¹ / ₁₆ (64.8 ± .2)	28 ¹ / ₂ ± ¹ / ₁₆ (72.4 ± .2)
Overall Dimensions — in. (cm)		
F - Height	50 ¹ / ₄ (127.6)	50 ¹ / ₄ (127.6)
G - Width	26 ³ / ₄ (68)	29 ³ / ₄ (75.6)
H - Depth	24 ⁷ / ₁₆ (62.1)	24 ⁷ / ₁₆ (62.1)
I - Bottom Clearance	4 – 12 (10.2 – 30.5)	4 – 12 (10.2 – 30.5)
J - Overhead Clearance	1 (2.54) min.	1 (2.54) min.

1. 1¹/₄"-diameter conduit access hole.
2. Install ⁵/₈" plywood bottom for floor (must support 250 pounds).
3. Do not block air intake slots along bottom of oven.



Model	MMW5530DA
Dimensions — in. (cm)	
A - Width	30 (76.2) min.
B - Depth	24 (61) min.
Cutout Dimensions — in. (cm)	
C - Height	47 ± ¹ / ₁₆ (119.4 ± .2)
D - Depth	24 (61) min.
E - Width	28 ¹ / ₂ ± ¹ / ₁₆ (72.4 ± .2)
Overall Dimensions — in. (cm)	
F - Height	47 ³ / ₈ (121)
G - Width	29 ³ / ₄ (75.6)
H - Depth	24 ⁷ / ₁₆ (62.1)
I - Bottom Clearance	4 – 20 (10.2 – 50.8)
J - Overhead Clearance	1 (2.54) min.

1. 1¹/₄"-diameter conduit access hole. Hole must be cut as close to corner of cabinet as possible.
2. Install ⁵/₈" plywood bottom for floor (must support 250 pounds).
3. Do not block air intake slots along bottom of oven.



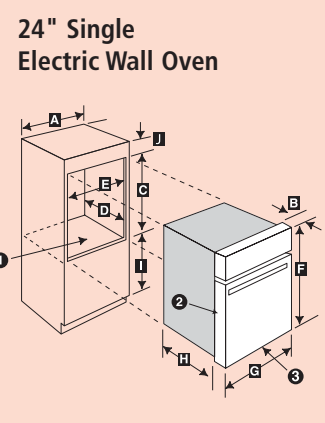
Models	MEW5530DD MEW6530DD
Wall Oven Dimensions — in. (cm)	
A - Counter Depth	25 (63.5)
B - Cabinet Depth	24 (61) min.
C - Cutout Height	27 ⁷ / ₈ ± ¹ / ₁₆ (70.8 ± .2)
D - Cutout Depth	24 (61) min.
E - Cutout Width	28 ¹ / ₂ ± ¹ / ₁₆ (72.4 ± .2)
F - Height	28 ¹ / ₄ (71.8)
G - Width	29 ³ / ₄ (75.6)
H - Depth	24 ⁷ / ₁₆ (62.1)
I - Cabinet Height	36 (91.4)
J - Counter Height	1 ¹ / ₂ (3.8)
Cooktop Dimensions — in. (cm)	
K - Electric	3 ¹ / ₈ (7.9) min.
K - Induction	3 ¹ / ₈ (7.9) min.
K - 4-Burner Gas Stamped Top	4 ³ / ₁₆ (12.2) min.
K - 4-Burner Gas Glass Top	4 ¹³ / ₁₆ (12.2) min.

1. 1¹/₄"-diameter conduit access hole. Hole must be cut as close to corner of cabinet as possible.
2. Install ⁵/₈" plywood bottom for floor (must support 142 pounds).
3. Do not block air intake slots along bottom of oven.
4. Gas or electric cooktops may be installed over ovens. See cooktop installation instructions for cutout size; see dealer for approved cooktops.
5. Electrical connection for electric cooktop must be in adjacent accessible location. Cooktop and wall oven must be on separate 120/240- or 120/208-volt, 60 Hz, AC circuits.

	Electric		Gas	
Models	CWE4800A	CWE5800A	CWG3100A	CWG3600A
Style	Single	Double	Single w/Broiler	Single w/Broiler
OVEN FEATURES				
Precision Cooking™ System	■	■		
Self-Cleaning Oven	Upper	Upper		
Dual-Control Bake-And-Broil Elements	■	■		
Oven Light	■	■	■	■
Standard Oven Window	■	■	■	■
Extra-Large Broiler Compartment	■			■
Standard Broiler Compartment		■	■	
Broiler Compartment Window With Light				■
Porcelain-Enamel Broiler Pan	■	■	■	■
Oven Rack Positions — Upper/Lower	4	4/3	4	4/3
Oven Racks — Upper/Lower	2	2/1	2/1	2/1
CONTROL FEATURES				
Electronic Oven Control	■	■	■	■
Delay-Start Oven Control	■	■	■	■
Electronic Clock With Timer	■	■	■	■
WATTAGE @ 240V/BTUS				
Bake	2,400W	2,400W	16,000 BTUs	16,000 BTUs
Broil	3,000W	3,000W		
EXTERIOR FEATURES AND COLORS				
Glass-front Oven Door	■	■	■	■
Quiet Door Hinges	■	■	■	■
Towel-Bar Door Handle	■	■	■	■
Available In White	■	■	■	■
Available In Black	■	■	■	■
Available In Stainless Steel	■	■	■	■
OVEN CAPACITY				
Upper — cu. ft.	2.6	2.6	2.7	2.7
Lower — cu. ft.		2.2		
OVEN INTERIOR DIMENSIONS				
Height (Upper/Lower) — in. (cm)	14 (35.6)	14 (35.6)/ 12 (30.5)	14 (35.6)	14 (35.6)/ 12 (30.5)
Width — in. (cm)	18 (45.7)	18 (45.7)	18 (45.7)	18 (45.7)
Depth — in. (cm)	19 (48.3)	19 (48.3)	19 (48.3)	19 (48.3)
Approximate Shipping Weight — lbs. (kg)	130 (59)	195 (88.4)	170 (77.1)	135 (61.2)
Total Connected Load — kw @ 240V/208V	5.8/4.4	6.5/4.9		

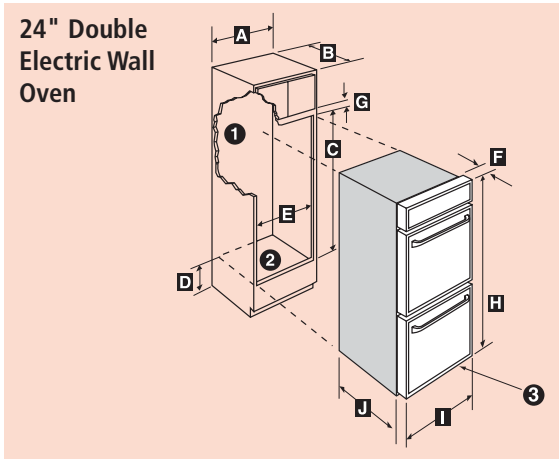
All dimensions shown are for planning purposes only. Consult the installation instructions that accompany each product before cutting cabinets or countertops.

All models listed in this brochure may not be available from every Maytag dealer. Because of continuing product improvement, Maytag reserves the right to change specifications without notice.



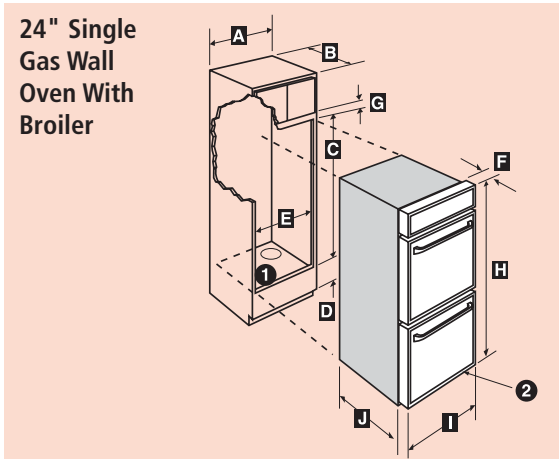
Model	CWE4800A
Dimensions — in. (cm)	
A - Width	24 (61) min.
B - Clearance From Wall	2 ¹ / ₈ (5.2)
Cutout Dimensions — in. (cm)	
C - Height	28 ¹¹ / ₁₆ (72.9)
D - Depth	24 (61) min.
E - Width	22 (55.9) min.
Overall Dimensions — in. (cm)	
F - Height	29 ⁹ / ₈ (75.2)
G - Width	23 ³ / ₈ (60.6)
H - Depth	22 ⁵ / ₈ (57.5)
I - Bottom Clearance	33 ¹ / ₄ (84.5) min.
J - Overhead Clearance	1 ¹ / ₂ (3.8) min.

1. Install ⁵/₈" plywood bottom for floor (must support 142 pounds).
2. Allow for ¹/₄" trim overlap on each side.
3. Do not block air intake slots along bottom of oven.



Model	CWE5800A
Dimensions — in. (cm)	
A - Width	24 (61) min.
B - Depth	24 (61) min.
Cutout Dimensions — in. (cm)	
C - Height	45 ³ / ₈ (115.3)
D - Bottom Clearance	17 (43.2) min.
E - Width	22 (55.9) min.
F - Clearance From Wall	2 ¹ / ₈ (5.2)
G - Overhead Clearance	1 ¹ / ₂ (3.8) min.
Overall Dimensions — in. (cm)	
H - Height	45 ⁵ / ₈ (117.6)
I - Width	23 ³ / ₈ (60.6)
J - Depth	22 ⁵ / ₈ (57.5)

1. Allow for ¹/₄" trim overlap on each side.
2. Install ⁵/₈" plywood bottom for floor (must support 142 pounds).
3. Do not block air intake slots along bottom of oven.



Models	CWG3100A	CWG3600A
Dimensions — in. (cm)		
A - Width	24 (61) min.	24 (61) min.
B - Depth	24 (61) min.	24 (61) min.
Cutout Dimensions — in. (cm)		
C - Height	38 (96.5)	45 ³ / ₈ (115.3)
D - Bottom Clearance	17 (43.2) min.	17 (43.2) min.
E - Width	22 (55.9) min.	22 (55.9) min.
F - Clearance From Wall	1 ³ / ₈ (4.1)	1 ³ / ₈ (4.1)
G - Overhead Clearance	1 ¹ / ₂ (3.8) min.	1 ¹ / ₂ (3.8) min.
Overall Dimensions — in. (cm)		
H - Height	39 ³ / ₄ (99.7)	46 ⁵ / ₈ (117.6)
I - Width	23 ³ / ₈ (60.6)	23 ³ / ₈ (60.6)
J - Depth	22 ⁵ / ₈ (57.5)	22 ⁵ / ₈ (57.5)

1. Install ⁵/₈" plywood bottom for floor (must support 250 pounds).
2. Do not block air intake slots along sides and bottom of oven.

	Electric			Gas			
Models	MEC4430A	MEC5430	MEC5536	MGC5430	MGC5536	MGC6430	MGC6536
COOKTOP FEATURES							
Glass-Ceramic Surface		■	■				
Tempered-Glass Surface						■	■
Porcelain-Enamel Surface	■			■	■		
DuraClean™ Cast-Iron Burner Grates				■	■	■	■
Porcelain-Enamel Grate Finish				■	■	■	■
DuraClean™ Lift-Off Burner Caps				■	■	■	■
No-Drip™ Chrome Drip Bowls	■						
CONTROL FEATURES							
Easy-Grasp Pull-Off Control Knobs	■	■	■	■	■	■	■
Precision-Set Burner Controls				■	■	■	■
Element-In-Use/Hot-Surface Indicator Lights		■	■				
ELEMENT WATTAGE @ 240V/208V							
Insta-Heat™ Radiant Surface Elements		4	5				
Heavy-Duty Coil Elements	4						
6", 1,500-Watt Coil Elements	LF, RR						
8", 2,350-Watt Coil Elements	LR, RF						
6", 1,200-Watt Radiant Elements		RR	LF, C				
7", 1,800-Watt Radiant Element		LF					
8", 2,000-Watt Radiant Element		LR	RR				
9", 2,400-Watt Radiant Element			LR				
9"⅙", 2,400-1,000-Watt Dual Radiant Element		RF	RF				
Accepts Optional Big-Pot Element*	■						
BURNERS							
Sealed-Surface Burners				4	5	4	5
Pilotless Electronic Ignition				■	■	■	■
650-BTU Simmer Setting				■	■	■	■
Convertible To LP (No Additional Kit Needed)				■	■	■	■
5,000-/4,000**-BTU Burner				LR	Center	LR	Center
9,200-/9,100**-BTU Burners				LF, RR	LF, RR	LF, RR	LF, RR
10,500-/9,100**-BTU Burner					LR		LR
12,500-/10,500**-BTU Power Boost™ Burner				RF	RF	RF	RF
COLOR AVAILABILITY							
White	■	■	■	■	■	■	■
Bisque	■			■	■		
Black	■	■	■	■	■	■	■
Black With Stainless Steel Accents		■	■				
Stainless Steel				■	■		
White Model Grate Color				Gray Gloss	Gray Gloss	Gray Gloss	Gray Gloss
Bisque Model Grate Color				Taupe Gloss	Taupe Gloss		
Black Model Grate Color				Black Matte	Black Matte	Black Gloss	Black Gloss
Stainless Steel Model Grate Color				Black Matte	Black Matte		
SPECIFICATIONS							
Approximate Crated Weight — lbs. (kg)	30 (13.5)	45 (20.3)	57 (25.7)	58 (26.1)	71 (32)	64 (28.8)	72 (32.4)
Countertop/Island/Peninsula Installation	■	■	■	■	■	■	■
Total Connected Load — kv @ 240V/208V	7.7/5.8	7.4/5.6	9/6.8				

* Order big-pot element, Model #CE1.
** Numbers note natural gas/LP.

	Electric			Gas			
Models	MEC4430A	MEC5430	MEC5536	MGC5430	MGC6430	MGC5536	MGC6536
Overall Dimensions — in. (cm)							
A - Width	30 (76.2)	29 ⁹ / ₁₆ (76)	35 ⁵ / ₁₆ (89.7)	29 ¹ / ₂ (74.9)	30 (76.2)	36 (91.4)	36 (91.4)
B - Depth	21 (53.3)	21 (53.3)	21 (53.3)	21 ¹ / ₂ (54.6)	21 (53.3)	21 (53.3)	21 (55.3)
C - Height	2 ⁷ / ₈ (7.3)	3 ³ / ₄ (9.5)	3 ³ / ₄ (9.5)	3 ¹³ / ₁₆ (9.7)	3 ¹³ / ₁₆ (9.7)	3 ¹³ / ₁₆ (9.7)	3 ¹³ / ₁₆ (9.7)
Cutout Dimensions — in. (cm)							
D - Back Countertop Clearance	0	0	0	1 (2.5)	1 (2.5)	1 (2.5)	1 (2.5)
E - Depth	19 ³ / ₁₆ (50.3)	20 ³ / ₈ (51.8)	20 ³ / ₈ (51.8)	19 ⁹ / ₁₆ (50.6)	19 ⁹ / ₁₆ (50.6)	19 ⁹ / ₁₆ (50.6)	19 ⁹ / ₁₆ (50.6)
F - Front Countertop Clearance	2 ¹ / ₈ (5.4)	2 ¹ / ₈ (5.4)	2 ¹ / ₈ (5.4)	2 ¹ / ₈ (5.4)	2 ¹ / ₈ (5.4)	2 ¹ / ₈ (5.4)	2 ¹ / ₈ (5.4)
G - Side Countertop Clearance	0	0	0	6 (15.2)	6 (15.2)	6 (15.2)	6 (15.2)
H - Width	28 ⁸ / ₁₆ (71.9)	29 ⁹ / ₁₆ (73.8)	34 ⁹ / ₁₆ (87.8)	28 ¹ / ₂ (72.4)	28 ¹ / ₂ (72.4)	34 ¹ / ₂ (87.6)	34 ¹ / ₂ (87.6)
I - Clearance Below Countertop	3 ¹ / ₄ (8.3)	4 ¹ / ₈ (10.5)	4 ¹ / ₈ (10.5)				

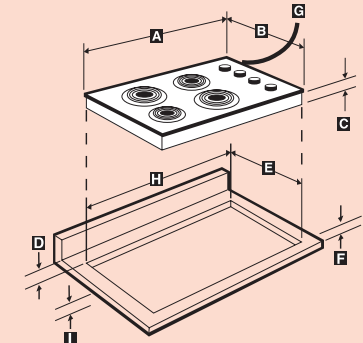
Electric Cooktop Notes

1. Wire leads. ½" (1.3 cm) flexible cable, 3' (.91 m) long, furnished and installed by manufacturer (connected to 240-/120-volt electrical service).
2. Plus clearance inside for right-angle conduit and wire.
3. Clearance above cooktop — 30" (76.2 cm).

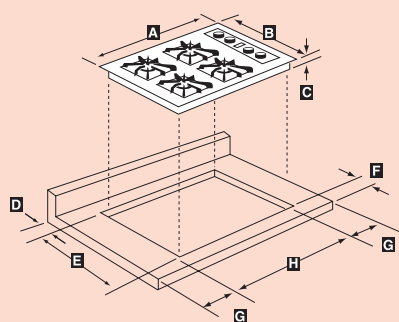
Gas Cooktop Notes

1. Burner box height plus manifold entrance — 5¼" (13.3 cm).
2. Clearance above cooktop — 30" (76.2 cm).

30" And 36" Built-In Electric Cooktops



30" And 36" Built-In Gas Cooktops



	Four-In-One Cooking System				
Models	MMV1153	MMV4205	MMV5165	MMV5207	MMV6178
Power Output — watts	950	1,150	1,000	1,100	950
Capacity — cu. ft.	1.5	2.0	1.6	2.0	1.7
Electronic Touch-Pad Controls	■	■	■	■	■
Display With Digital Clock	12-Hour	12-Hour	12-Hour	12-Hour	12-Hour
Kitchen Timer	■	■	■	■	■
10 Power Levels	■	■	■	■	■
Cooking Options					
Popcorn	■	■	Sensor	Sensor	Sensor
Beverage	■	■			■
Pizza Slice	■		Sensor	Sensor	
Baked Potato	■	■	Sensor	Sensor	Sensor
Vegetables			Sensor	Sensor	Sensor
Rice				Sensor	Sensor
Casserole				Sensor	
Sensor Reheat			■	4 Options	4 Options
Frozen Entrée	■			Sensor	Sensor
Auto Cook	4 Options	8 Options			6 Options
Auto Reheat	4 Options	5 Options			
Combination Speed Cook					4 Options
Convection Bake/Roast					■
Auto Broil					4 Options
Auto Defrost	■	+ Rapid	+ Rapid	+ Rapid	+ Rapid
Custom Program	■	■	■	■	■
More/Less Time Adjust			■	■	■
Add 30 Seconds	■	■	■	■	■
Cooking Complete Reminder	■	■	■	■	■
Turntable	■	■			Extra-Large
WideGlide™ Tray			■	■	
Interior Light	■	■	■	■	Halogen
Cooktop Light	■	■	■	Halogen	Halogen
Control Lockout	■	■	■	■	■
Cool-Touch Window					■
Delay-Stop Fan Settings			■	■	
Exhaust Fan	2-Speed	2-Speed	5-Speed	5-Speed	5-Speed
Rating — cfm	220	220	220	300	300
Ductless Or Optional Outside Venting	■	■	■	■	■
Grease/Charcoal Filter Included	■	■	■	■	■
Deluxe Charcoal Filter Included				■	■
Replaceable Charcoal Filter	MVHRK4	MVHRK3	MVHRK5	MVHRK5	MVHRK5
Color Availability					
White	■	■	■	■	■
Bisque		■	■	■	■
Black	■	■	■	■	■
Stainless Steel With Stainless Steel Look Handle			■	■	■
Stainless Steel With Black Handle		■			

Models	MMV1153	MMV4205	MMV5165	MMV5207	MMV6178
Overall Dimensions — in. (cm)					
Width	29 ⁹ / ₁₆ (76)	29 ⁹ / ₁₆ (76)	29 ⁹ / ₁₆ (76)	29 ⁹ / ₁₆ (76)	29 ⁹ / ₁₆ (76)
Height	16 ⁷ / ₁₆ (41.8)	16 ⁷ / ₁₆ (41.8)	16 ⁷ / ₁₆ (41.8)	16 ⁷ / ₁₆ (41.8)	16 ⁷ / ₁₆ (41.8)
Depth	15 ⁵ / ₈ (39.1)	15 ⁵ / ₈ (39.1)	15 ⁵ / ₈ (39.1)	15 ⁵ / ₈ (39.1)	15 ⁵ / ₈ (39.1)
Cavity Dimensions — in. (cm)					
Width	21 ¹¹ / ₁₆ (55.1)	22 ⁷ / ₈ (58.1)	20 ⁷ / ₈ (53)	23 ¹ / ₂ (59.7)	21 ³ / ₈ (54.9)
Height	8 ³ / ₁₆ (22.4)	10 ¹ / ₄ (26)	9 ⁷ / ₁₆ (23.3)	10 ⁷ / ₈ (25.7)	9 ⁹ / ₁₆ (23.7)
Depth	14 ³ / ₁₆ (36)	14 ³ / ₁₆ (36.5)	14 ³ / ₁₆ (36)	14 ³ / ₁₆ (36.5)	14 ¹ / ₄ (36.2)
Approximate Shipping					
Weight — lbs. (kg)	55 (25)	68 (30.9)	63 (28.6)	68 (30.9)	83 (37.7)

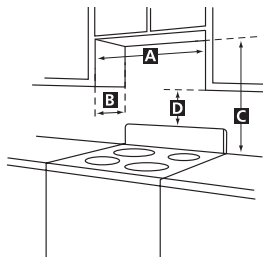
All dimensions shown are for planning purposes only. Consult the installation instructions that accompany each product for complete information before installation.

All models listed may not be available from every Maytag dealer. Because of continuing product improvement, Maytag reserves the right to change specifications without notice.

Cutout Dimensions

- A. Opening Width: 30" (76.2 cm) min.
- B. Opening Depth: 13" (33 cm) min.
- C. Counter to Top of Opening: 30" (76.2 cm) min.
- D. Range Backguard to Bottom of Microwave: 2" (5.1 cm) min.

Use filler kit UXA3036ADW/Q/B/S when installing an over-the-range microwave oven in a 36" opening.

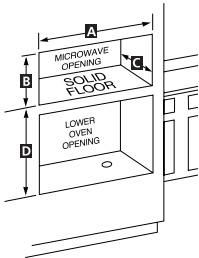


Models	UMC1071AA	MMC5080AA	MMC5193AA	UMC5200AA
Power Output — watts	700	800	1,100	1,100
Capacity — cu. ft.	0.7	0.8	1.9	2.1
Electronic Touch-Pad Controls	■	■	■	■
Display With Digital Clock	■	■	■	■
Sensor Cook		■	■	■
Kitchen Timer		■	■	■
10 Power Levels	■	■	■	■
Programmed Cook Pads:				
Popcorn	■	Sensor	Sensor	Sensor
Beverage	■	■		
Pizza Reheat	■	■	Sensor	
Potato	■	Sensor	Sensor	Sensor
Frozen Vegetables			Sensor	Sensor
Fresh Vegetables	■	Sensor	Sensor	Sensor
Sensor Reheat			■	3-Option
Single Entrée		Sensor		
Frozen Entrée	■		Sensor	Sensor
Frozen Breakfast			Sensor	
Handy Helper			3-Option	
Kids' Meals			4-Option	
Snack Bar			4-Option	
Reheat Entrée				3-Option Sensor
Custom Program				■
More/Less Time Adjust	■	■	■	■
Add 30 Seconds				■
Auto And Timed Defrost	Auto	Auto	Auto	Auto + Rapid
Auto Cook				6-Option
Cooking Complete Reminder	■	■	■	■
Add 1 Minute	■	■	■	
One-Touch Start (Easy Cook)	■	■	■	■
Warm/Hold				■
Turntable	■	■	■	■
Interior Light	■	■	■	■
Control Lockout		■	■	■
Help Pad			■	
Demo Mode		■	■	
Trilingual Controls			■	
12-/24-Hour Option			■	
Lbs./Kg Option			■	■
Built-In Installation				■
Under-Cabinet Installation		■		
Color Availability				
White	■	■	■	■
Bisque			■	■
Black	■	■	■	■
Stainless Steel		■	■	■

Models	UMC1071AA	MMC5080AA/AAS	MMC5193AA/AAS	UMC5200AA
Overall Dimensions				
Width — in. (cm)	19¼ (48.9)	19¼ (48.8)	23½ (60.1)	23⅞ (60.6)
Height — in. (cm)	10½ (27.5)	10½ (27.5)	13½ (35.1)	13⅞ (34.4)
Depth — in. (cm)	13½ (35.2)	13½ (35.2)/15 (38.3)	18⅞ (46.1)/18⅞ (47.5)	18⅞ (47.8)
Cavity Dimensions				
Width — in. (cm)	13 (33.1)	13 (33)	17½ (44.1)	17½ (43.3)
Height — in. (cm)	7½ (18.3)	7⅞ (20.1)	10½ (27.5)	10½ (26.4)
Depth — in. (cm)	13 (33)	13 (33)	17½ (45.3)	18⅞ (46.5)
Approximate Weight — lbs. (kg)	28.2 (12.8)	28.5 (12.9)/29.4 (13.3)	50 (22.7)/52.6 (23.9)	46 (20.9)

Built-In Application For UMC5200AA Cutout Dimensions

- A. Opening Width: 25 1⁄2" (64.8 cm)
- B. Opening Height: 16 ¾" (42.5 cm)
- C. Opening Depth: 23 ¾" (60.3 cm) min.
- D. Floor of Wall Oven Cutout to Floor of Microwave Cutout: 30 7⁄8" (78.4 cm) min.




MODEL UMC5200AA
(Shown with optional trim kit.)

Trim Kits

UMC5200AA can be used with optional trim kits for built-in installation. For 27" wall oven, use FTK127; installed dimensions are 19½" H x 26½" W. For 30" wall oven, use FTK130; installed dimensions are 19½" H x 29¾" W. May be installed above single electric wall oven. Do not install above gas wall oven.

Colors Available: FTK30 in White, Bisque, Black and Stainless Steel; FTK27 in White, Black and Stainless Steel.

Exterior Color Options



Maytag™ Kitchen Hoods

Models	30" Models					36" Models				
	UCT2030A	UCT3030A	UCT4030A	UCT5230AD	UCT5430AD	UCT2036A	UCT3036A	UCT4036A	UCT5236AD	UCT5436AD
COLOR AVAILABILITY										
White	■	■	■	■	■	■	■	■	■	■
Bisque	■	■	■	■	■	■	■	■	■	■
Black	■	■	■	■	■	■	■	■	■	■
Stainless Steel	■	■	■	■	■	■	■	■	■	■
CONTROLS										
Electronic Touch Controls					■					■
Slide Controls				■					■	
Delayed Shutoff					■					■
Speed Settings	2	2	2	3	3	2	2	2	3	3
Halogen Lighting Included				■	■					■
Incandescent Lighting				■					■	
Lighting Levels	1	1	1	2	2	1	1	1	2	2
VENTILATION										
Filterless Self-Cleaning				■	■				■	■
Three-Way Convertible Ventilation				■	■				■	■
Vertical Ventilation On 7" Round Duct	■					■				
Vertical Or Horizontal Ventilation On 3 ½" x 10" Duct		■					■			
Ductless Ventilation With Charcoal Filter			■	Optional*	Optional*			■	Optional*	Optional*
Rating — cfm	190	160		250	400	190	160		250	400

*HRECUCT30 for 30" models; HRECUCT36 for 36" models.

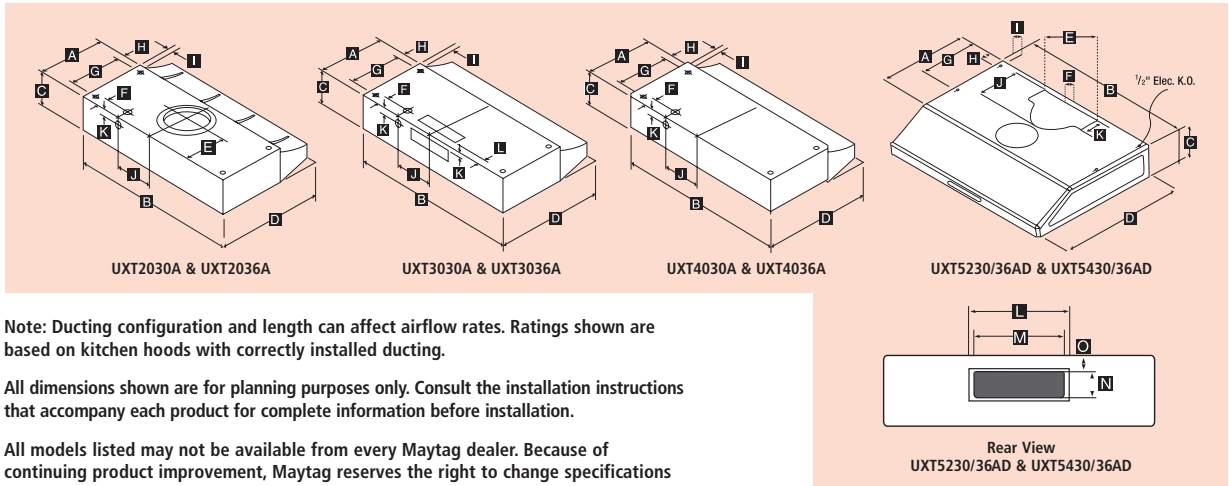
NOTE: Models UXT4030 and UXT4036 are shipped with aluminum filter and include charcoal pad for ductless ventilation.

Maytag™ Telescoping Downdraft Hoods

Models	HV303	HV363
COLOR AVAILABILITY		
Black	■	■
Optional White Cap	WC303	WC363
CONTROLS		
Electronic Touch Telescoping Operation	■	■
VENTILATION		
Washable Grease Filters	2	2
Vertical or Horizontal Exterior Venting	■	■
Variable-Speed Fan	■	■
Rating — cfm	500	500
Height — in. (cm)	29½ (74.9)	29½ (74.9)
Width — in. (cm)	30 (76.2)	36 (91.4)
Depth — in. (cm)	7 (17.8)	7 (17.8)
Approximate Shipping Weight — lbs. (kg)	53 (24)	58 (26)

Dimensions — in. (cm)

Models	UCT2030A UCT3030A UCT4030A	UCT5230AD UCT5430AD	UCT2036A UCT3036A UCT4036A	UCT5236AD UCT5436AD
	12 (30.5)	15½ (39.7)	12 (30.5)	15½ (39.7)
A — Width	30 (76.2)	30 (76.2)	36 (91.4)	36 (91.4)
C — Height	6 (15.2)	6 (15.2)	6 (15.2)	6 (15.2)
D — Depth	17½ (44.5)	22¼ (56.5)	17½ (44.5)	22¼ (56.5)
E	5¼ (13.3)	10½ (26.7)	5¼ (13.3)	10½ (26.7)
F	2 (5.1)	¾ (2.2)	2 (5.1)	¾ (2.2)
G	9 (22.9)	10¼ (26)	9 (22.9)	10¼ (26)
H	1½ (3.8)	1¾ (4.4)	1½ (3.8)	1¾ (4.4)
I	1 (2.5)	1 (2.5)	1 (2.5)	1 (2.5)
J	7½ (19.1)	7¼ (18.4)	7½ (19.1)	7¼ (18.4)
K	¾ (1.9)	3¾ (8.6)	¾ (1.9)	3¾ (8.6)
L	1½ (3.8)	11 (27.9)	1½ (3.8)	11 (27.9)
M	—	10 (25.4)	—	10 (25.4)
N	—	3 (7.6)	—	3 (7.6)
O	—	½ (1.3)	—	½ (1.3)
Approximate Shipping Weight — lbs. (kg)	16 (7)	31 (14)	16 (7)	31 (14)



Note: Ducting configuration and length can affect airflow rates. Ratings shown are based on kitchen hoods with correctly installed ducting.

All dimensions shown are for planning purposes only. Consult the installation instructions that accompany each product for complete information before installation.

All models listed may not be available from every Maytag dealer. Because of continuing product improvement, Maytag reserves the right to change specifications without notice.

Great cleaning performance. More loading and capacity options.

Have a family? Then you know there are always dirty dishes in the house ready to be washed. Or maybe entertaining is what keeps your kitchen hopping? However your kitchen works, Maytag is ready to help you clean up. We offer a variety of solutions for all the different ways people wash dishes.



WHICH MODEL IS RIGHT FOR YOUR KITCHEN?

Answer these questions to help determine which models and features you need to solve your everyday challenges.

1. After loading your dishwasher, do you still have a sink full of pans and odd-sized items to wash by hand?
2. Do you wash your dishes before you load them in your dishwasher?
3. Does your dishwasher have room for all the dishes your family gets dirty?
4. Do you almost prefer to handwash dishes so you won't have to listen to the noise of your dishwasher?
5. Do you handwash baby bottles just for the added peace of mind that they'll really get clean?
6. Do you only load the dishwasher halfway to make sure every dish will get sprayed?

Dishwashers

Maytag® Jetclean® II Dishwashers

World’s First Dishwasher With FlexLoad™ Third Rack.

STANDARD FEATURES YOU DEPEND ON FROM MAYTAG

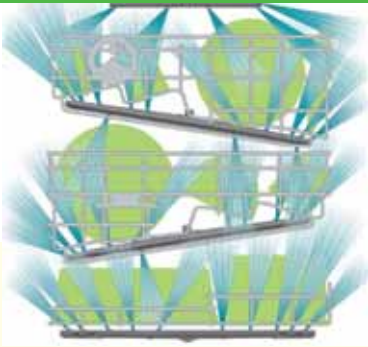
EXCLUSIVE DESIGN

- | | | |
|--|---|--|
| <ul style="list-style-type: none">• FlexLoad™ Third Rack• Tall Tub• Multiple, Self-Cleaning Filtration System• Automatic Temperature Control• Auto Clean Cycle• Last Cycle Recall• Sanitize Option | <ul style="list-style-type: none">• Extra Rinse Option• 1- To 9-Hour Delay Wash• Control Lockout• Removable Upper Rack• Deluxe Nylon DuraGuard® Racks• 7 Wash Levels• Deluxe Split & Fit™ Silverware Basket | BUILT-TO-LAST™ FEATURES <ul style="list-style-type: none">• Powerful 1/3-HP Motor• Ball-Tip Tines• Stainless Steel Hard Food Disposer |
|--|---|--|



FlexLoad™ Third Rack

The third rack opens up new space in the bottom of the dishwasher for odd-shaped items like casserole dishes, baking pans, frying pans, bowls and more.



Four Wash Arms

Four wash arms provide thorough spray action above and below each rack of dishes. The high-pressure, high-flow wash system powers away soil using more active cleaning jets than any other brand, so you don’t have to prewash the dishes.



Semi-Integrated Control Panel

A stylish and functional design element integrates the control panel on the top of the door instead of on the front — adding a sleek, clean look to the kitchen. (select models)



STAINLESS INTERIOR



MDB9750

Standard Features Plus:

- Microprocessor Controls With 13 Touch Pads
- Semi-Integrated Control Panel
- Stainless Steel Interior
- 4 Wash Arms And 6 Wash Cycles
- Ventless Drying
- QuietSeries™ 300 SS Sound Package

Racking Options:

- FlexLoad™ Third Rack Utility Basket
- Adjustable/Removable Middle Rack
- Stainless Steel RollerGlide™ Upper And Middle Tracks
- Vari-Lock™ Snugger
- Fold-Away™ Tines (Upper And Middle Racks)

Cleaning Options:

- ToughScrub™ Plus Option
- 160-Degree Wash Option
- Quick Wash

Colors: White, Bisque, Black, Stainless Steel



MDB9600

Standard Features Plus:

- Microprocessor Controls With 13 Touch Pads
- Semi-Integrated Control Panel
- 4 Wash Arms And 6 Wash Cycles
- QuietSeries™ 300 Sound Package

Racking Options:

- FlexLoad™ Third Rack Utility Basket
- Adjustable/Removable Upper And Middle Racks
- Stainless Steel Upper And Middle Tracks
- Vari-Lock™ Snugger
- Fold-Away™ Tines (Upper And Middle Racks)

Cleaning Options:

- ToughScrub™ Plus Option
- 160-Degree Wash Option
- Quick Wash

Colors: White, Bisque, Black, Stainless Steel



MDB8600

Standard Features Plus:

- Microprocessor Controls With 11 Touch Pads
- 4 Wash Arms And 5 Wash Cycles
- QuietSeries™ 300 Sound Package

Racking Options:

- Adjustable/Removable Middle Rack
- Stainless Steel Upper And Middle Tracks
- Vari-Lock™ Snugger
- Fold-Away™ Tines (Upper And Middle Racks)

Cleaning Option:

- ToughScrub™ Option

Colors: White, Bisque, Black, Stainless Steel



For additional feature information, see specification charts on page 46.

Maytag® Jetclean® II Dishwashers

Outstanding Cleaning For Big Loads.

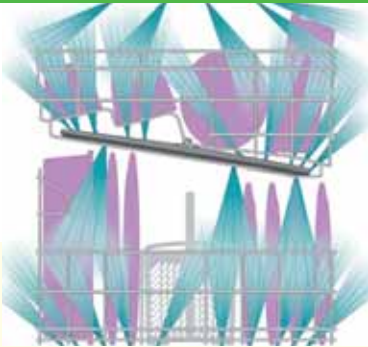
STANDARD FEATURES YOU DEPEND ON FROM MAYTAG

- Tall Tub With Largest Usable Capacity*
- Multiple, Self-Cleaning Filtration System
- Automatic Temperature Control
- Last Cycle Recall

- Sanitize Option
- Extra Rinse Option
- Removable Upper Rack
- 5 Wash Levels

BUILT-TO-LAST™ FEATURES

- Powerful 1/3-HP Motor
- Ball-Tip Tines
- Stainless Steel Hard Food Disposer
- Stainless Steel Tracks



Largest Usable Capacity*

Tall tub with the largest usable capacity* fits more dishes — including pots and pans or up to 14 place settings.

*As measured by usable rack volume, based on standard-size dishwashers.

Three Wash Arms

Three wash arms provide thorough spray action above and below each rack of dishes. The high-pressure, high-flow wash system powers away soil using more active cleaning jets than any other brand, so you don't have to prewash the dishes.

ToughScrub™ Option

Designed for those dishes that you didn't get loaded right away. This super-scouring cycle power-cleans dishes by softening tough, dried-on foods. (select models)



MDB8750



Standard Features Plus:

- Microprocessor Controls With 11 Touch Pads
- Stainless Steel Interior
- 5 Wash Cycles
- 1- To 9-Hour Delay Wash
- Ventless Drying
- QuietSeries™ 200 SS Sound Package
- Control Lockout

Racking Options:

- Nylon DuraGuard® Racks
- Convertible Bowl Tines
- Stainless Steel RollerGlide™ Upper Tracks
- Split & Fit™ Silverware Basket

Cleaning Options:

- Auto Clean Cycle
- ToughScrub™ Option

Colors: White, Bisque, Black, Stainless Steel



MDB7650

Standard Features Plus:

- Microprocessor Controls With 11 Touch Pads
- Semi-Integrated Control Panel
- 5 Wash Cycles
- 1- To 9-Hour Delay Wash
- QuietSeries™ 300 Sound Package
- Control Lockout

Racking Options:

- Adjustable Upper Rack
- Nylon DuraGuard® Racks
- Convertible Bowl Tines
- Fold-Away™ Tines
- Stainless Steel Upper Tracks
- Split & Fit™ Silverware Basket
- Vari-Lock™ Snugger

Cleaning Options:

- Auto Clean Cycle
- ToughScrub™ Option

Colors: White, Bisque, Black, Stainless Steel



MDB6600

Standard Features Plus:

- Microprocessor Controls With 11 Touch Pads
- 5 Wash Cycles
- 2-/4-/6-Hour Delay Wash
- QuietSeries™ 200 Sound Package
- Control Lockout

Racking Options:

- Nylon DuraGuard® Racks
- Stainless Steel Upper Tracks

Cleaning Options:

- Auto Clean Cycle
- ToughScrub™ Option

Colors: White, Bisque, Black, Stainless Steel



MDB4650

Standard Features Plus:

- Microprocessor Controls With 6 Touch Pads
- 4 Wash Cycles
- 2-/4-/6-Hour Delay Wash
- QuietSeries™ Sound Package

Racking Option:

- Stainless Steel Upper Tracks

Colors: White, Black, Stainless Steel



MDB7750



Standard Features Plus:

- Microprocessor Controls With 6 Touch Pads
- Stainless Steel Interior
- 4 Wash Cycles
- 2-/4-/6-Hour Delay Wash
- Ventless Drying
- QuietSeries™ 100 SS Sound Package
- Control Lockout

Racking Options:

- Nylon DuraGuard® Racks
- Fold-Away™ Tines
- Stainless Steel RollerGlide™ Upper Tracks

Colors: White, Black, Stainless Steel



MDB7600

Standard Features Plus:

- Microprocessor Controls With 11 Touch Pads
- 5 Wash Cycles
- 1- To 9-Hour Delay Wash
- QuietSeries™ 300 Sound Package
- Control Lockout

Racking Options:

- Adjustable Upper Rack
- Nylon DuraGuard® Racks
- Convertible Bowl Tines
- Fold-Away™ Tines
- Stainless Steel Upper Tracks
- Split & Fit™ Silverware Basket
- Vari-Lock™ Snugger

Cleaning Options:

- Auto Clean Cycle
- ToughScrub™ Option

Colors: White, Bisque, Black, Stainless Steel



MDB5600

Standard Features Plus:

- Microprocessor Controls With 10 Touch Pads
- 4 Wash Cycles
- 2-/4-/6-Hour Delay Wash
- QuietSeries™ 100 Sound Package
- Control Lockout

Racking Option:

- Stainless Steel Upper Tracks

Cleaning Option:

- ToughScrub™ Option

Colors: White, Bisque, Black, Stainless Steel

For additional feature information, see specification charts on page 46.

Maytag® Dishwashers

Maytag Dependability At A Great Value.

STANDARD FEATURES YOU DEPEND ON FROM MAYTAG


- High-Pressure Wash System
 - Micro-Mesh® Self-Cleaning Filter
 - Hard Food Disposer
 - Quiet Pack Sound Package
 - Removable Upper Rack
- BUILT-TO-LAST™ FEATURES**

 - Powerful 1/3-HP Motor
 - Ball-Tip Tines
 - Durable Copolymer Interior
 - Stainless Steel Upper Tracks



Microprocessor Controls

Now you can get the look and convenience of touch-pad microprocessor controls on a Maytag® dishwasher that's easy on your budget. (select models)



Best Features For The Money

With Maytag® dishwashers, you get features like our high-pressure wash system, a Micro-Mesh® self-cleaning filter to keep food particles from redepositing on dishes and a Quiet Pack sound package ... just to name a few.



Maytag® Food Waste Disposer Stainless Steel Sink Flange

A durable sink flange constructed of 100% stainless steel offers years of rust-free, dependable service. (select models)



MDB4601

Standard Features Plus:

- Microprocessor Controls With 8 Touch Pads
- 4 Wash Cycles
- 2-/4-/6-Hour Delay Option
- Control Lockout

Racking Options:

- Deluxe Removable Upper Rack With Shelf
- Removable Silverware Basket
- Cradled Tines (Lower Rack)

Cleaning Options:

- High-Temperature Wash
- Extended Wash Option

Colors: White, Bisque, Black
Available in March 2005.



MDB3700

Standard Features Plus:

- Timer Controls With 6 Push Buttons
- 4 Wash Cycles
- 2-/4-/6-Hour Delay Option

Racking Options:

- Deluxe Removable Upper Rack With Shelf
- Removable Silverware Basket
- Cradled Tines (Lower Rack)

Cleaning Option:

- Temp Boost™ Option

Colors: White, Bisque, Black
Effective in March 2005: Only available in White.

Maytag® Food Waste Disposers

Durable, Powerful Performance And Dependability.



DFC7500

- 1-HP Motor
- 50-Oz. Capacity
- Stainless Steel Grinding Elements And Stopper
- QuietGrind™ 200 Sound Shield Package
- Automatic Reverse



DFC5500

- 3/4-HP Motor
- 26-Oz. Capacity
- Stainless Steel Grinding Elements
- Polypropylene Stopper
- QuietGrind™ 100 Sound Shield Package



DFC1500

- 1/2-HP Motor
- 26-Oz. Capacity
- Galvanized-Steel Grinding Elements
- Polypropylene Stopper
- QuietGrind™ Sound Shield Package



L40-C

- 1/2-HP Motor
- 26-Oz. Capacity
- Galvanized-Steel Grinding Elements
- Polypropylene Stopper
- Attached Cord



L20-C

- 1/3-HP Motor
- 26-Oz. Capacity
- Galvanized-Steel Grinding Elements
- Polypropylene Stopper
- Attached Cord



L20

- 1/3-HP Motor
- 26-Oz. Capacity
- Galvanized-Steel Grinding Elements
- Polypropylene Stopper

BATCH-FEED MODEL

(For use in homes without a wall switch.)

The Maytag® auto-start lid activates the disposer when in place. When the lid is removed, the disposer stops — preventing items from dropping into the unit while it's operating.



DFB6500

- 3/4-HP Motor
- 64-Oz. Capacity
- Stainless Steel Grinding Elements And Two-Piece Stopper
- QuietGrind™ 300 Sound Shield Package



MAYTAG® PORTABLE DISHWASHER
With Formica® Butcher-Block-Look Top
MDC5100

Standard Features Plus:

- Microprocessor Controls With 9 Touch Pads
- 4 Wash Cycles
- 2-/4-/6-Hour Delay Option

Racking Options:

- Premium Removable Upper Rack With Shelf
- High-Side Lower Rack With Shelf
- One-Piece Silverware Basket With Cover

Cleaning Option:

- AccuTemp™ Option

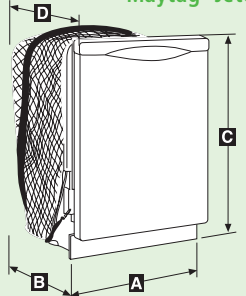
Colors: White, Black

Formica® is a registered trademark of Formica Corporation.

Maytag® Jetclean® II Dishwashers											Maytag® Portable Dishwasher
With FlexLoad™ Third Rack											
Models	MDB9750	MDB9600	MDB8600	MDB8750	MDB7750	MDB7650	MDB7600	MDB6600	MDB5600	MDB4650	MDC5100
ENERGY STAR®-Qualified	★	★	★	★	★	★	★	★	★	★	
Stainless Steel Interior	■			■	■						
CONTROL FEATURES											
Microprocessor Controls With Touch Pads	13	13	11	11	6	11	11	11	10	6	9
Semi-Integrated Control Panel	■	■				■					
Water-Heating Control	ATC ¹	ATC ¹	ATC ¹	ATC ¹	ATC ¹	ATC ¹	ATC ¹	ATC ¹	ATC ¹	ATC ¹	AccuTemp™
Precision Clean™ Turbidity Sensor	■	■	■	■	■	■	■	■	■	■	
CYCLES											
Heavy Wash Cycle	■	■	■	■	■	■	■	■	■	■	
Normal Wash Cycle	■	■	■	■	■	■	■	■	■	■	■
Light Wash Cycle	■	■	■	■	■	■	■	■	■	■	■
Rinse Only Cycle	■	■	■	■	■	■	■	■	■	■	■
Auto Clean Cycle	■	■	■	■		■	■	■			
Quick Wash Cycle	■	■									
OPTIONS											
Sanitize Option	■	■	■	■	■	■	■	■	■	■	
ToughScrub™ Option	Plus	Plus	■	■	■	■	■	■	■	■	
Extra Rinse Option	■	■	■	■	■	■	■	■	■	■	
Delay Wash Option	1- To 9-Hour	1- To 9-Hour	1- To 9-Hour	1- To 9-Hour	2-1/4-16-Hour	1- To 9-Hour	1- To 9-Hour	2-1/4-16-Hour	2-1/4-16-Hour	2-1/4-16-Hour	2-1/4-16-Hour
Control Lockout	■	■	■	■	■	■	■	■	■		
160-Degree Wash	■	■									
Time Remaining Display	■	■	■	■		■	■				
Indicator Lights	15	15	16	16	13	13	16	17	16	13	15
HEATED DRY SYSTEM											
Active-Vent Dry System		■	■				■	■	■	■	■
Ventless Drying	■			■	■						
ALL-RACK OPTIONS											
Rack Finish	Nylon	Nylon	Nylon	Nylon	Nylon	Nylon	Nylon	Nylon	Vinyl	Vinyl	Vinyl
Ball-Tip Tines	■	■	■	■	■	■	■	■	■	■	■
Stainless Steel RollerGlide™ Tracks	■			■	■						
Stainless Steel Tracks		■	■			■	■	■	■	■	
UPPER-RACK OPTIONS											
Vari-Lock™ Snugger	■	■	■			■	■				
Adjustable Upper Rack		■				■	■				
Removable Upper Rack	■	■	■	■	■	■	■	■	■	■	■
Tiered Upper Rack With Shelf	■	■	■	■	■	■	■	■	■	■	■
Fold-Away™ Tines	■	■	■	■	■	■	■	■	■	■	
Cup Clips	■	■	■			■	■				
MIDDLE-LOWER-RACK OPTIONS											
Adjustable Middle Rack	■	■	■								
Removable Middle Rack	■	■	■								
Fold-Away™ Tines Middle Rack	■	■	■								
Convertible Bowl Tines				■		■	■				
Tiered Middle Rack	■	■	■								
High-Side Rack With Shelf				■		■	■	■	■		
FlexLoad™ Third Rack	■	■	■								
WASH SYSTEM											
Rinse-Aid Dispenser	■	■	■	■	■	■	■	■	■	■	■
Wash Levels/Tiers	7/10	7/10	7/10	5/7	5/7	5/7	5/7	5/7	5/7	5/7	3/6
Multifiltration	■	■	■	■	■	■	■	■	■	■	
Stainless Steel Hard Food Disposer	■	■	■	■	■	■	■	■	■	■	
SILVERWARE BASKET											
Split & Fit™ Silverware Basket	Deluxe	Deluxe	Deluxe	■		■	■				
One-Piece Removable Basket With Handle					■		■	■	■	With Cover	With Cover
Odds & Ends Basket	■		■			■	■	■			
Utility Basket	■	■									
SOUND OPTIONS											
Sound Package	QuietSeries™ 300 SS	QuietSeries™ 300	QuietSeries™ 300	QuietSeries™ 200 SS	QuietSeries™ 100 SS	QuietSeries™ 300	QuietSeries™ 300	QuietSeries™ 200	QuietSeries™ 100	QuietSeries™	Quiet Pack
COLOR AVAILABILITY											
White	■	■	■	■	■	■	■	■	■	■	■
Bisque	■	■	■	■	■	■	■	■	■	■	
Black	■	■	■	■	■	■	■	■	■	■	■
Stainless Steel	■	■	■	■	■	■	■	■	■	■	
Optional Wood Panel Kit	DAX3090	DAX3090	DAX3000	DAX3000	DAX3000	DAX3090	DAX3000	DAX3000	DAX3000	DAX3000	DAX1000
Optional Monochromatic Side Mounting Strips	DAX3200	DAX3200	DAX3200	DAX3200	DAX3200	DAX3200	DAX3200	DAX3200	DAX3200	DAX3200	
Optional Toe Panel Extension Kit	DAX3400	DAX3400	DAX3400	DAX3400	DAX3400	DAX3400	DAX3400	DAX3400	DAX3400	DAX3400	

* Automatic Temperature Control

Maytag® Jetclean® II Dishwashers



Dishwasher Dimensions

	in. (cm)
A	23 1/16 (60.6)
B	19 1/2 (49.5)
C1	33 3/4 (85.1) min. 35 1/4 (89.5) max.
C2	33 3/4 (85.7) min. 35 1/4 (89.5) max.
D	23 1/8 (60.6)

¹ Without top trim strip

² With top trim strip

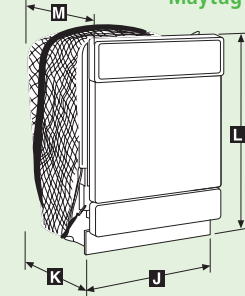
WOOD DECORATOR PANELS

Wood decorator panel kits are available. Please contact dealer for more information.

Note:

When installing the dishwasher in or near a corner, allow enough room for the door to open without interfering with any cabinet drawers or hardware.

Maytag® Dishwashers



Dishwasher Dimensions

	in. (cm)
J	23 3/16 (60.6)
K	21 (53.3)
L	33 3/4 (85.7) min. 35 1/4 (89.5) max.
M	25 (63.5)

Portable Dimensions — in. (cm):
Width: 24 1/4 (61.6)
Depth: 28 (71.1)
Height: 36 1/2 (92.7)

Note:


When installing the dishwasher in or near a corner, allow enough room for the door to open without interfering with any cabinet drawers or hardware.

Models	MDB4601	MDB3700
ENERGY STAR®-Qualified	★	
CONTROL FEATURES		
Microprocessor Controls With Touch Pads	8 Pads	
Timer Controls With Push Buttons		6 Push Buttons
Water-Heating Control	AccuTemp™	Temp Boost™
CYCLES		
Heavy Wash Cycle	■	■
Normal Wash Cycle	■	■
Light Wash Cycle		■
Pots & Pans	■	
Rinse Only Cycle	■	■
OPTIONS		
High-Temperature Wash	■	
Delay/Resume Option	2-1/4-16-Hour	2-1/4-16-Hour
Passive-Vent Dry System	■	■
Rinse-Aid Dispenser	■	■
ALL-RACK OPTIONS		
Rack Finish	Vinyl	Vinyl
Ball-Tip Tines	■	■
Deluxe Upper Rack	With Shelf	With Shelf
One-Piece Silverware Basket	Removable	Removable
SOUND OPTIONS		
Sound Package	QuietSeries™ 100	QuietSeries™ 100
COLOR AVAILABILITY		
White	■	■
Bisque	■	■*
Black	■	■*
Optional Wood Panel Kit	DAX1000	DAX1000

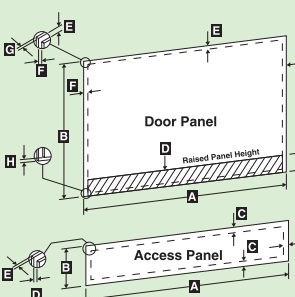
Model MDB4601 will be available in March 2005.

*Color only available until March 2005.

Exterior Color Options



DAX1000 DECORATOR PANEL INSTALLATION* (WOOD)



Models

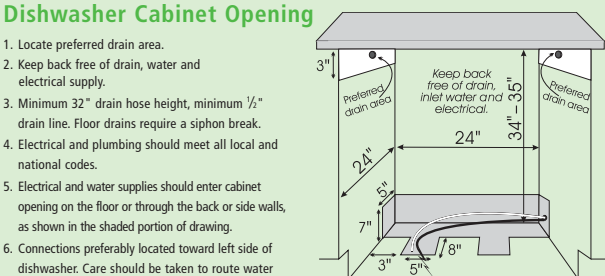
MDC5100, MDB4601, MDB3700

Door Panel Dimensions	Access Panel Dimensions
■ in. (cm)	■ in. (cm)
A 23 3/16 (59.8)	A 23 11/16 (60.2)
B 18 3/16 (46.2)	B 4 3/4 (11.7)
C 1 (2.5) min.	C 3/16 (0.5)
D 1/2 (1) max. thickness	D 3/16 (0.5)
E 1/4 (0.6)	E 1/4 (0.6)
F 1/8 (0.3)	
G 1/4 (0.6)	
H 1/4 (0.3)	

Note:
1. 1/8" maximum thickness in this area.

*Requires kit DAX1000AAXX (kit includes auxiliary door springs to compensate for added weight of wood panel; maximum door panel weight is 11 1/2 lbs.). Wood panels should be coated with a protective finish (varnish or polyurethane).

Dishwasher Cabinet Opening



1. Locate preferred drain area.

2. Keep back free of drain, water and electrical supply.

3. Minimum 32" drain hose height, minimum 1/2" drain line. Floor drains require a siphon break.

4. Electrical and plumbing should meet all local and national codes.

5. Electrical and water supplies should enter cabinet opening on the floor or through the back or side walls, as shown in the shaded portion of drawing.

6. Connections preferably located toward left side of dishwasher. Care should be taken to route water and electrical away from motor and blower (if equipped).

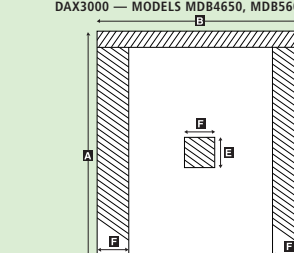
7. When dishwasher is installed in or near a corner, allow enough room for the door to open without interfering with cabinet drawers or hardware.

Maytag® Food Waste Disposers

Models	Continuous-Feed						Batch-Feed
	DFC7500	DFC5500	DFC1500	L40-C	L20-C	L20	DFB6500
FEATURES							
Split-Phase Induction Motor	■	■	■	■	■	■	■
Horsepower	1	3/4	1/2	1/2	1/3	1/3	3/4
Overload Protection With Manual Reset	■	■	■	■	■	■	■
Automatic Reverse	■						
Capacity — oz.	50	26	26	26	26	26	64
Stainless Steel Grinding Chamber	■						■
ABS Grinding Chamber		■	■	■	■	■	
Stainless Steel Swivel Impeller	■	■	■	■	■	■	■
Stainless Steel Grinding Elements	■	■					■
Galvanized-Steel Grinding Elements			■	■	■	■	
QuickConnect Mounting	■	■	■	■	■	■	■
Stainless Steel Sink Flange	Polished	Polished	Polished	■	■	■	Polished
Sound Insulation	QuietGrind™ 200	QuietGrind™ 100	QuietGrind™				QuietGrind™ 300
Polypropylene Stopper		■	■	■	■	■	
Stainless Steel Stopper	One-Piece						Two-Piece
Self-Service Wrench	■	■	■	■	■	■	■
Cushioned Anti-Splash Baffle	Deluxe	Standard	Standard	Standard	Standard	Standard	Deluxe
Dishwasher Drain Connection	Bolted	Threaded	Threaded	Threaded	Threaded	Threaded	Bolted
Color Availability	Black	Black	Black	Black	Black	Black	Black
Warranty	5-Year	4-Year	3-Year	1-Year	1-Year	1-Year	5-Year
Weight — lbs. (kg)	20 1/2 (9.3)	16 1/2 (7.5)	14 1/2 (6.6)	14 1/2 (6.6)	13 1/2 (6.1)	13 1/2 (6.1)	24 (10.9)

All models listed may not be available from every Maytag dealer. Because of continuing product improvement, Maytag reserves the right to change specifications without notice.

DAX3090/DAX3000 PANEL INSTALLATION** (WOOD)



Door Panel

■ in. (cm)	
A DAX3090	25 3/16 (65.9)
A DAX3000	25 (63.5)
B Both Kits	23 3/16 (59.2)

Spacer Panels

C Both Kits	1 1/4 (3.2)
D DAX3090	23 1/16 (60.2)
D DAX3000	24 1/4 (62.9)
E Both Kits	3 (7.6)
F Both Kits	3 (7.6)

Note: Door panels may be 1/4" (.64 cm) or 3/4" (1.9 cm) thick. 1/4"-thick door panels require the addition of 1/8"-thick spacer panels as indicated by the shaded areas in the diagram. 3/4"-thick door panels should be installed without spacer panels. See installation guide included with kit for complete specifications.

**Requires kit DAX3000AAXX or DAX3090AAXX (kit includes auxiliary door springs to compensate for added weight of wood panel and all applicable shims; maximum total panel weight is 13 lbs.). Wood panels should be coated with a protective finish (varnish or polyurethane).

IMPORTANT

Cutout Dimensions Are Critical

Refer to installation instructions packaged with product BEFORE making cutouts.

- A. Electric supply (all models): 115 VAC, 60 Hz. 15-amp fuse or breaker required. All models UL-listed.


B. 3/8" female pipe thread connection is attached to water valve. Water should be at 120°F to 140°F as it enters the dishwasher.

C. ENERGY STAR®-qualified models exceed federal energy-efficiency standards by 13% or more.

D. Order accessory kit DAX1000AAXX for installing custom panels, DAX2000AXE for white panels, DAX2000AXM for bisque panels or DAX2000AXS for stainless steel panels.

E. Order accessory kit DAX3000AXB, DAX3000AXW or DAX3000AXQ for Jetclean® II models.

All Maytag® appliances are appropriately UL-, AGA-, CSA- or CGA-approved.



Models MDB9750, MDB9600, MDB8750, MDB8600, MDB7750, MDB7650, MDB7600, MDB6600, MDB5600, MDB4650 And MDB4601

U.S. Department of Energy
U.S. Environmental Protection Agency

Dependable performance. Innovative convenience.

Are you a side-by-side person? Or do you prefer a bottom-freezer refrigerator? Chances are, you already have a preference. And the good news is, Maytag offers a complete selection of stylish and dependable refrigerators with generous capacities and convenient features designed to keep food fresh and easily accessible.



WHICH STYLE IS RIGHT FOR YOUR KITCHEN?

Answer these questions to help determine which models and features you need to solve your everyday challenges.

1. Do you prefer a side-by-side model, but wish it offered wider freezer space?
2. Do your veggies or fruits often spoil because they get lost in the back of the crisper drawers?
3. Is it difficult to fit pitchers or other tall items in your fridge?
4. Are you tired of getting on your hands and knees to reach items buried in the back of your bottom freezer?
5. Would you like a refrigerator that looks built-in — without the built-in price?
6. Would you like to keep icy-cold beverages close at hand during the big game — and show your team spirit, too?

Refrigeration

Maytag® Wide-By-Side™ Refrigerators

More Space In The Right Place.

STANDARD FEATURES YOU DEPEND ON FROM MAYTAG

EXCLUSIVE DESIGN

FRESH FOOD FEATURES

- PuriClean® II Retractable Water/Ice Filter
- Water Filter Change Reminder
- Sealed FreshLock Crispers With Humidity Control
- Elevator™ Shelf
- Spill-Catcher™ Shelves
- Easy-Glide Tempered-Glass Shelves
- Spill-Catcher™ Glass Crisper Shelf
- Adjusti-Temp™ Deli Drawer

- Pick-Off Gallon-Plus Door Bins
- Covered Dairy Compartment
- BrightSeries™ Lighting Package

FREEZER FEATURES

- Adaptive Defrost Feature
- Automatic Ice Maker
- Pick-Off Door Bins
- 3 Freezer Lights
- Slide-Out Wire Freezer Baskets

BUILT-TO-LAST™ FEATURES

- Foam-To-The-Floor Construction
- Strongbox™ Hinge Design
- Easy-Roll Wheels
- Four-Point Leveling
- Radius Doors



Electronic FrontFill™ Dispenser

Conveniently fills tall glasses or pitchers with ice and water at the touch of a button. Features include control lockout option, auto night light and filter status. (select models)



Convenient Temperature Control

Upfront controls allow independent temperature adjustment in the fresh food and freezer compartments; select models include electronic touch-pad controls, digital displays and multiple temperature sensors for precise operation. (Electronic Triple-Cool™ system shown)



PuriClean® II Retractable Water Filter

The built-in PuriClean® II 750-gallon filter removes water impurities while retaining fluoride — and can save you over \$300.*

* Savings based on a 10-year period, comparing use of one Maytag® filter per year versus two competitive filters per year at a retail value of \$34.95 each.



 **MZD2669**
25.6 CU. FT.

Standard Features Plus:

- Electronic Triple-Cool™ System
- Cool Flow™ Ventilation
- Electronic FrontFill™ Dispenser
- Speed Ice™ Feature
- Sealed FreshLock Crispers With Automatic Humidity Control
- OpenWide™ Fully Extendable Drawers
- Tilt-Out Door Bin
- Tall Bottle Retainer
- Egg Bin With Lid
- Fully Extendable Wire Freezer Baskets
- Tilt-Out Freezer Door Baskets
- QuietSeries™ 200 Sound Package

Colors: White, Bisque, Black, Stainless Steel
Available in March 2005.



 **MZD2667**
25.6 CU. FT.

Standard Features Plus:

- Electronic Dual Cool™ System
- Electronic Ice And Water Dispenser
- Sealed FreshLock Crispers With Automatic Humidity Control
- OpenWide™ Fully Extendable Drawers
- Tilt-Out Door Bin
- Tall Bottle Retainer
- Egg Bin With Lid
- Tilt-Out Freezer Door Baskets
- QuietSeries™ 200 Sound Package

Colors: White, Bisque, Black, Stainless Steel



 **MZD2665**
25.6 CU. FT.

Standard Features Plus:

- Dual Cool™ System
- Electronic Ice And Water Dispenser
- Removable Egg Cradle
- QuietSeries™ 100 Sound Package

Colors: White, Bisque, Black, Stainless Steel

Take The Wide-By-Side™ Challenge

The widest available shelf space in a traditional side-by-side.

Store large items easily. Deli trays, frozen pizzas and sheet cakes fit flat!



Maytag® Wide-By-Side™
Refrigerator



Traditional Side-By-Side
Refrigerator



Maytag® Wide-By-Side™
Freezer



Traditional Side-By-Side
Freezer

For additional feature information, see specification charts on page 64.

Maytag® Side-By-Side Refrigerators

Keep Food Fresh And Conveniently Accessible.

STANDARD FEATURES YOU DEPEND ON FROM MAYTAG

FRESH FOOD FEATURES

- Spill-Catcher™ Shelves
- Spill-Catcher™ Glass Crisper Shelf
- Sealed FreshLock Crispers With Humidity Control
- Adjusti-Temp™ Deli Drawer
- Pick-Off Gallon-Plus Door Bins
- Covered Dairy Compartment

FREEZER FEATURES

- Adaptive Defrost Feature
- Pick-Off Door Bins
- Freezer Lights
- Wire Freezer Shelves

BUILT-TO-LAST™ FEATURES

- Foam-To-The-Floor Construction
- Strongbox™ Hinge Design
- Easy-Roll Wheels
- Four-Point Leveling
- Radius Door



Electronic FrontFill™ Dispenser

Conveniently fills tall glasses or pitchers with ice and water at the touch of a button. Features include control lockout option, auto night light and filter status. (select models)



Convenient Temperature Control

Upfront controls allow independent temperature adjustment in the fresh food and freezer compartments; select models include electronic touch-pad controls, digital displays and multiple temperature sensors for precise operation. (Electronic Triple-Cool™ system shown)



Cabinet-Depth Design

Cabinet-depth refrigerators match standard kitchen dimensions for a clean look and a perfect fit. (select models)



 **MSD2659**
25.6 CU. FT.

 **MSD2359**
22.6 CU. FT.

Standard Features Plus:

- Electronic Triple-Cool™ System
- Cool Flow™ Ventilation
- Electronic FrontFill™ Dispenser
- Speed Ice™ Feature
- PuriClean® II Retractable Water/Ice Filter
- Elevator™ Shelf
- Sealed FreshLock Crispers With Automatic Humidity Control
- Beverage Organizer™ Rack
- Easy-Glide Tempered-Glass Shelves
- OpenWide™ Fully Extendable Drawers
- Fully Extendable Wire Freezer Baskets
- Tilt-Out Freezer Door Baskets
- BrightSeries™ Lighting Package
- QuietSeries™ 200 Sound Package

Colors: White, Bisque, Black, Stainless Steel
With Stainless Steel Towel Bar Handles
Available in March 2005.



 **MSD2657**
25.6 CU. FT.

 **MSD2357**
22.6 CU. FT.

Standard Features Plus:

- Electronic Dual Cool™ System
- Electronic Cube/Crushed Ice And Water Dispenser With Water Filter Change Reminder
- PuriClean® II Retractable Water/Ice Filter
- Elevator™ Shelf
- Sealed FreshLock Crispers With Automatic Humidity Control
- Easy-Glide Tempered-Glass Shelves
- OpenWide™ Fully Extendable Drawers
- Tilt-Out Wire Freezer Baskets
- BrightSeries™ Lighting Package
- QuietSeries™ 200 Sound Package

Colors: White, Bisque, Black, Stainless Steel

Note: Full-length handles not available on Stainless Steel models on pages 52 and 53.



 **MSD2655**
25.6 CU. FT.

 **MSD2355**
22.6 CU. FT.

Standard Features Plus:

- Dual Cool™ System
- Electronic Cube/Crushed Ice And Water Dispenser With Water Filter Change Reminder
- PuriClean® II Retractable Water/Ice Filter
- Elevator™ Shelf
- Easy-Glide Tempered-Glass Shelves
- BrightSeries™ Lighting Package
- QuietSeries™ 100 Sound Package

Colors: White, Bisque, Black, Stainless Steel



 **MSD2651**
25.6 CU. FT.

 **MSD2351**
22.6 CU. FT.

Standard Features Plus:

- Dual Cool™ System
- Electronic Cube/Crushed Ice And Water Dispenser With Water Filter Change Reminder
- PuriClean® II Retractable Water/Ice Filter
- QuietSeries™ 100 Sound Package

Colors: White, Bisque, Black, Stainless Steel



 **MSB2654**
25.5 CU. FT.

Standard Features Plus:

- Dual Cool™ System
- Elevator™ Shelf
- OpenWide™ Fully Extendable Drawers
- Beverage Organizer™ Rack
- Easy-Glide Tempered Glass Shelf
- Tilt-Out Wire Freezer Baskets
- Optional Ice Maker Kit (UKI2500AXX)
- QuietSeries™ 100 Sound Package

Colors: White, Bisque



 **CABINET-DEPTH DESIGN**
MCD2257
21.6 CU. FT.

 **MCB2256**
21.5 CU. FT.

Standard Features Plus:

- Electronic Dual Cool™ System
- Electronic Cube/Crushed Ice And Water Dispenser With Water Filter Change Reminder
- PuriClean® II Retractable Water/Ice Filter
- Elevator™ Shelf
- Sealed FreshLock Crispers With Automatic Humidity Control
- Easy-Glide Tempered-Glass Shelves
- OpenWide™ Fully Extendable Drawers
- Tilt-Out Wire Freezer Baskets
- BrightSeries™ Lighting Package
- QuietSeries™ 200 Sound Package

Colors: White, Bisque, Black, Stainless Steel
(Model MCB2256 is not available in Bisque.)

MCB2256 does not feature an ice and water dispenser or PuriClean® II retractable filter.

For additional feature information, see specification charts on pages 64 and 65.

Maytag® French Door Bottom-Freezer

The Best Of A Side-By-Side And Bottom-Freezer In One.

STANDARD FEATURES YOU DEPEND ON FROM MAYTAG

FRESH FOOD FEATURES

- Sealed FreshLock Crispers With Humidity Control
- Adjustable Tempered-Glass Spill-Catcher™ Shelves
- Pick-Off Gallon-Plus Door Bins
- Covered Dairy Compartment
- BrightSeries™ Lighting Package

FREEZER FEATURES

- Glide-Out Freezer Drawer With SmoothClose™ Drawer Track System
- Freezer Light
- Slide-Out Wire Freezer Basket
- Ice Bin
- Factory-Installed Ice Maker

BUILT-TO-LAST™ FEATURES

- Foam-To-The-Floor Construction
- Strongbox™ Hinge Design
- Easy-Roll Wheels
- Four-Point Leveling
- Radius Doors



French Door Bottom-Freezer Refrigerator

Combines the benefits of a side-by-side and a bottom-freezer refrigerator — fresh food is at eye level, and twin refrigerator doors fit any kitchen design.



PureChill™ Internal Filtered Water Dispenser

Get cold, filtered water from inside the fridge. Plus, our advanced filter performance gives you great-tasting water. (select models)



Convenient Temperature Control

Upfront controls allow independent temperature adjustment in the fresh food and freezer compartments; select models include electronic touch-pad controls, digital displays and multiple temperature sensors for precise operation. (Electronic Triple-Cool™ system shown)



FRENCH DOOR
MFD2561
24.8 CU. FT.

Standard Features Plus:

- Electronic Triple-Cool™ System
- Twin Fresh Food Doors
- PureChill™ Internal Water Dispenser
- Speed Ice™ Feature
- PuriClean® II Retractable Water/Ice Filter
- Easy-Glide Shelves
- Elevator™ Shelf
- Wide-N-Fresh™ Deli Drawer
- Lower Basket Divider
- QuietSeries™ 200 Sound Package

Colors: White, Bisque, Black, Stainless Steel
With Stainless Steel Towel Bar Handles
Available in March 2005.



FRENCH DOOR
MFD2560
24.8 CU. FT.

Standard Features Plus:

- Electronic Dual Cool™ System
- Twin Fresh Food Doors
- PureChill™ Internal Filtered Water Dispenser
- PuriClean® II Retractable Water/Ice Filter
- Easy-Glide Shelves
- Elevator™ Shelf
- Wide-N-Fresh™ Deli Drawer
- Lower Basket Divider
- QuietSeries™ 200 Sound Package

Colors: White, Bisque, Black, Stainless Steel

Model only available until March 2005,
will be replaced by MFD2561.



FRENCH DOOR
MFF2557
24.8 CU. FT.

Standard Features Plus:

- Electronic Dual Cool™ System
- Twin Fresh Food Doors
- Wide-N-Fresh™ Deli Drawer
- Beverage Organizer™ Rack
- Lower Basket Divider
- QuietSeries™ 200 Sound Package

Colors: White, Bisque, Black, Stainless Steel



CABINET-DEPTH DESIGN
FRENCH DOOR
MFC2061
19.6 CU. FT.

Standard Features Plus:

- Electronic Triple-Cool™ System
- Twin Fresh Food Doors
- PureChill™ Internal Water Dispenser
- Speed Ice™ Feature
- PuriClean® II Retractable Water/Ice Filter
- Easy-Glide Shelves
- Wide-N-Fresh™ Deli Drawer
- Lower Basket Divider
- QuietSeries™ 200 Sound Package

Colors: White, Black, Stainless Steel With
Stainless Steel Towel Bar Handles
Available in April 2005.

Cabinet-Depth Design

Cabinet-depth refrigerators match standard kitchen dimensions for a clean look and a perfect fit.



Ol' Lonely®

For additional feature information, see specification charts on page 66.

French Door Bottom-Freezer refrigerator design is a trademark of Maytag Corporation.

Maytag® Bottom-Freezer Refrigerators

Take Performance To Another Level.

STANDARD FEATURES YOU DEPEND ON FROM MAYTAG

FRESH FOOD FEATURES

- Sealed FreshLock Crispers With Humidity Control
- Adjustable Tempered-Glass Shelves
- Pick-Off Gallon-Plus Door Bins
- Covered Dairy Compartment
- BrightSeries™ Lighting Package

FREEZER FEATURES

- Freezer Light
- Slide-Out Wire Freezer Basket
- Ice Bin

BUILT-TO-LAST™ FEATURES

- Foam-To-The-Floor Construction
- Strongbox™ Hinge Design
- Easy-Roll Wheels
- Radius Doors



Bottom-Freezer Design

Puts the fresh food that you reach for most often at eye level for convenience. Practical storage solutions make frozen food easier to see and organize.



Convenient Temperature Control

Upfront controls allow independent temperature adjustment in the fresh food and freezer compartments; select models include electronic touch-pad controls, digital displays and multiple temperature sensors for precise operation. (Electronic Triple-Cool™ system shown)



Elevator™ Shelf

Make room without unloading the food. Rolls up and down smoothly — even when loaded with food — to accommodate tall items like pitchers of lemonade. (select models)



 **MBF2562**
25.1 CU. FT.

 **MBF2262**
22.1 CU. FT.

Standard Features Plus:

- Electronic Triple-Cool™ System
- Glide-Out Freezer Drawer With SmoothClose™ Drawer Track System
- Speed Ice™ Feature
- Easy-Glide Shelves
- Spill-Catcher™ Shelves
- Elevator™ Shelf
- Wide-N-Fresh™ Deli Drawer
- Beverage Organizer™ Rack
- Lower Basket Divider
- Factory-Installed Ice Maker
- Four-Point Leveling
- QuietSeries™ 200 Sound Package

Colors: White, Bisque, Black
Available in March 2005.



 **MBR2562/MBL2562**
25.1 CU. FT.

 **MBR2262/MBL2262**
22.1 CU. FT.

Same features as MBF2562/MBF2262. Specify right-swing door (MBR2562, MBR2262) or left-swing door (MBL2562, MBL2262) when ordering.

Color: Stainless Steel With Stainless Steel Towel Bar Handles
Available in March 2005.



 **MBF2558**
25.1 CU. FT.

 **MBF2258**
22.1 CU. FT.

Standard Features Plus:

- Electronic Dual Cool™ System
- Glide-Out Freezer Drawer With SmoothClose™ Drawer Track System
- Easy-Glide Shelves
- Spill-Catcher™ Shelves
- Elevator™ Shelf
- Wide-N-Fresh™ Deli Drawer
- Beverage Organizer™ Rack
- Lower Basket Divider
- Factory-Installed Ice Maker
- Four-Point Leveling
- QuietSeries™ 200 Sound Package

Colors: White, Bisque, Black, Stainless Steel

Models only available until March 2005, will be replaced by MBF2562 and MBF2262.



 **MBF2556**
25.1 CU. FT.

 **MBF2256**
22.1 CU. FT.

 **MBF1956**
18.6 CU. FT.

Standard Features Plus:

- Electronic Dual Cool™ System
- Glide-Out Freezer Drawer With SmoothClose™ Drawer Track System
- Easy-Glide Shelves
- Spill-Catcher™ Shelves
- Clear Deli Drawer
- Lower Basket Divider
- Factory-Installed Ice Maker
- Four-Point Leveling
- QuietSeries™ 200 Sound Package

Colors: White, Bisque, Black, Stainless Steel



 **MBF2254**
22.1 CU. FT.

Standard Features Plus:

- Electronic Dual Cool™ System
- Swing-Out Freezer Door
- Clear Deli Drawer
- Wire Freezer Shelf
- Factory-Installed Ice Maker
- QuietSeries™ 100 Sound Package

Colors: White, Bisque, Black, Stainless Steel



 **MBB1952**
18.6 CU. FT.

Standard Features Plus:

- Dual Cool™ System
- Swing-Out Freezer Door
- Clear Deli Drawer
- Wire Freezer Shelf
- Optional Ice Maker
- QuietSeries™ 100 Sound Package

Colors: White, Bisque

Maytag® Top-Freezer Refrigerators

Packed With Features For Outstanding Performance.

STANDARD FEATURES YOU DEPEND ON FROM MAYTAG

FRESH FOOD FEATURES

- Glass Crisper Shelf
- Covered Dairy Compartment
- Refrigerator Lights
- Automatic Moisture Control

FREEZER FEATURES

- Deep Fixed Door Bins

EXTERIOR FEATURES

- Reversible Doors

BUILT-TO-LAST™ FEATURES

- Strongbox™ Hinge Design
- No-Clean™ Commercial-Duty Condenser
- Easy-Roll Wheels
- Dart-In-Channel Gaskets



Cool Flow™ Ventilation

Multiple vents in the fresh food and freezer compartments circulate cold air around large items. (select models)



Spill-Catcher™ Shelves

Sealed around the edges to contain liquids for quick and easy cleanup. (select models)



Sealed FreshLock Crispers With Humidity Control

The best place to store fruits and vegetables! Adjustable humidity control helps keep produce fresh longer. (select models)



 **MTB2195**
20.97 CU. FT.

 **MTB1895**
17.99 CU. FT.

Standard Features Plus:

- Cool Flow™ Ventilation
- Easy-Glide Glass Shelves
- Split Spill-Catcher™ Shelves
- Sealed FreshLock Crispers With Humidity Control
- Pick-Off Dairy Compartment
- Clear Snack Center Drawer
- Pick-Off Gallon-Plus Door Bins
- Removable Egg Cradle
- Full-Width Freezer Shelf
- Tilt-Out Freezer Door Basket
- QuietSeries™ 200 Sound Package

Colors: White, Bisque, Black, Stainless Steel



 **MTF2195**
20.97 CU. FT.

 **MTF1895**
17.99 CU. FT.

Standard Features Plus:

- Cool Flow™ Ventilation
- Easy-Glide Glass Shelves
- Split Spill-Catcher™ Shelves
- Sealed FreshLock Crispers With Humidity Control
- Pick-Off Dairy Compartment
- Clear Snack Center Drawer
- Pick-Off Gallon-Plus Door Bins
- Removable Egg Cradle
- Full-Width Freezer Shelf
- Tilt-Out Freezer Door Basket
- Factory-Installed Ice Maker
- QuietSeries™ 200 Sound Package

Colors: White, Bisque, Black, Stainless Steel



MTF2193
20.97 CU. FT.

MTF1893
17.99 CU. FT.

Standard Features Plus:

- Cool Flow™ Ventilation
- Full-Width Spill-Catcher™ Shelves
- Sealed FreshLock Crispers With Humidity Control
- Clear Snack Center Drawer
- Pick-Off Gallon-Plus Door Bins
- Full-Width Freezer Shelf
- Factory-Installed Ice Maker
- QuietSeries™ 100 Sound Package

Colors: White, Bisque, Black, Stainless Steel



MTB2191
20.97 CU. FT.

MTB1891
17.99 CU. FT.

Standard Features Plus:

- 2 Full-Width Glass Shelves
- Sealed FreshLock Crispers With Humidity Control
- Fixed Gallon-Plus Door Bins
- Clear Snack Center Drawer
- Full-Width Freezer Shelf
- QuietSeries™ 100 Sound Package

Colors: White, Bisque



MTB1504
15.0 CU. FT.

Standard Features Plus:

- Glass Shelves
- Fixed Gallon Door Bins
- Integrated Handle
- Sealed FreshLock Crispers With Humidity Control
- Full-Width Freezer Shelf
- Quiet Pack Sound Package


Colors: White, Bisque, Stainless Steel



MTB1504 (Stainless Steel, closed doors shown)

Maytag® Upright And Chest Freezers

Dependable, Energy-Saving Frozen Food Storage.



STANDARD FEATURES YOU DEPEND ON FROM MAYTAG

UPRIGHT FREEZER FEATURES

- Adjustable Temperature Control
- Interior Light
- Fast-Freeze Setting
- Recessed Handle
- Textured-Steel Cabinet
- Lock With Key
- 2 Front Leveling Legs
- Epoxy-Coated Shelves
- Full-Width Wire Shelves

CHEST FREEZER FEATURES

- EvenFreeze™ Food Preservation System
- Adjustable Temperature Control
- 2 Removable Baskets
- Interior Light
- Grip Handle
- Counterbalanced Lid
- Textured-Steel Cabinet And Lid
- Lock With Key

BUILT-TO-LAST™ FEATURES

- Foamed Door/Lid
- Smooth Rust- And Impact-Resistant Liner
- Up To A 10-Year Food-Loss Warranty

Foam-Insulated Door And Cabinet

Innovative door gaskets seal cold air tightly inside to help save on energy costs. (upright models)

Fast-Freeze Setting

Makes it easy to adjust the temperature for quick freezing. (upright models)

Defrost Drain With Cover

An exterior defrost drain allows water to flow out of freezer for easy disposal. (select models)

Adjustable Temperature Control

Allows you to adjust the temperature without opening the freezer lid. (chest models)



 **MQU2057**
19.6 CU. FT.

Standard Features Plus:

- 588 Lbs. Of Frozen Food Storage
- Auto Defrost
- 6 Fixed Door Bins
- Lower Basket

Color: White



MQU2056
19.6 CU. FT.

Standard Features Plus:

- 588 Lbs. Of Frozen Food Storage
- Manual Defrost
- 6 Fixed Door Bins
- Defrost Drain
- Storage Gate

Color: White



 **MQU1556**
15.0 CU. FT.

Standard Features Plus:

- 450 Lbs. Of Frozen Food Storage
- Auto Defrost
- 4 Fixed Door Bins
- Storage Gate

Color: White



 **MQU1554**
15.2 CU. FT.

Standard Features Plus:

- 456 Lbs. Of Frozen Food Storage
- Manual Defrost
- 4 Fixed Door Bins
- Defrost Drain
- Storage Gate

Color: White



 **MQC2257**
21.7 CU. FT.

Standard Features Plus:

- 545 Lbs. Of Frozen Food Storage
- Manual Defrost
- Defrost Drain

Color: White



 **MQC1557**
14.8 CU. FT.

Standard Features Plus:

- 444 Lbs. Of Frozen Food Storage
- Manual Defrost
- Defrost Drain

Color: White

SkyBox™ Personal Beverage Vendor By Maytag™

For The Bragging Rights.™

STANDARD FEATURES YOU DEPEND ON FROM MAYTAG

EXCLUSIVE DESIGN

SKYBOX™ VENDOR FEATURES

- Dispenses Your Favorite Beverages — No Coins Required
 - Personalize Each Sports Season With Your Favorite Team — Select From NBA, NFL, MLB, NHL, NASCAR Drivers, WWE Stars And College Teams.*
- Backlit Front Display Panel
 - Holds 64 Cans, 32 Bottles Or A Combination Of Both
 - Includes Beverage Cards For 24 Popular Brands*
 - Child-Safety Feature Locks Out Selections Or The Entire Unit
- Optional SkyBase™ Stand Stores Snacks, DVDs Or Beverage Refills
 - Jam Detection Device



Pick Your Favorite Team

Show off your true colors with customizable, interchangeable front and side display panels. Select from more than 250 logos from NBA, NFL, MLB, NHL, NASCAR Drivers, WWE Stars and College Teams.*



SkyBase™ Storage Stand

The optional SkyBase™ stand gives you the perfect room-temperature space to store your snacks, DVDs or beverage refills.



Holds Your Favorite Beverages

SkyBox™ vendor accepts bottles and cans in any combination — no coins required! With the easy-load design, you can fit 64 cans (12 oz.) or 32 glass or plastic bottles (12 oz.) inside — or a combination of each.

For the serious sports fan, the SkyBox™ personal beverage vendor is the ultimate game-day accessory — and the sure-fire way to turn any basement or rec room into an instant ManCave™.



MBV1976AAB
MBS1976AAB



MBV1976AAP
MBS1976AAP

SkyBox™ Personal Beverage Vendor By Maytag™ Dimensions — in. (cm)

	SkyBox™ Vendor MBV1976	SkyBase™ Stand MBS1976	SkyBox™ Vendor With SkyBase™ Stand
Height	33½ (85.1)	25 (63.5)	58½ (148.6)
Width	24 (61)	24 (61)	24 (61)
Depth	22½ (56.1)	22½ (56.1)	22½ (56.1)
Weight — lbs. (kg)	101 (45.8)	56 (25.4)	157 (71.2)

Exterior Color Options




Pitch Black



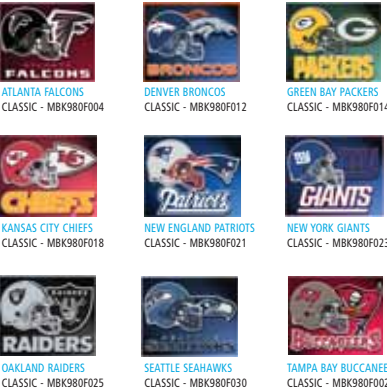
Grid Iron Platinum

Here is a sampling of more than 250 available SkyBox™ vendor display panels. Check out www.skyboxbymaytag.com for the full lineup!

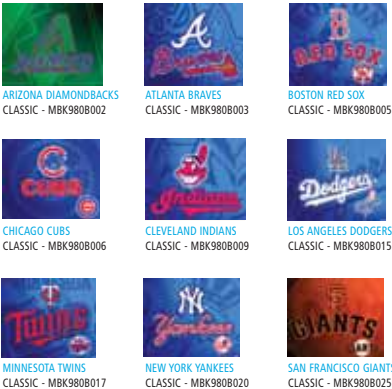
NATIONAL BASKETBALL ASSOCIATION




NATIONAL FOOTBALL LEAGUE



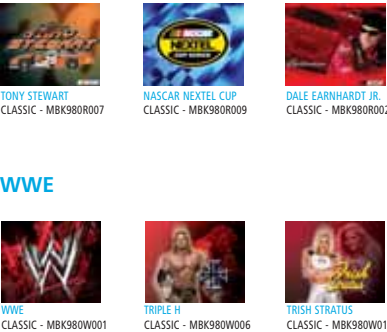
MAJOR LEAGUE BASEBALL




NATIONAL HOCKEY LEAGUE



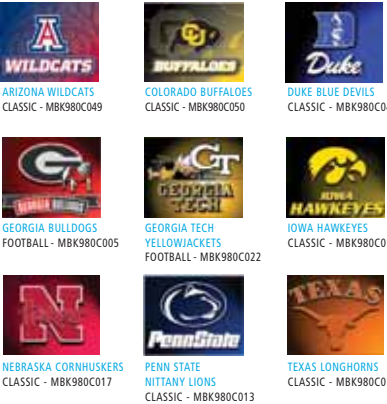
NASCAR



WWE



COLLEGE BASKETBALL AND FOOTBALL



* Please visit our Web site at www.skyboxbymaytag.com to view the most current list of available panels and beverage cards.

Wide-By-Side™


Models	MZD2669	MZD2667	MZD2665
REFRIGERATOR FEATURES			
ENERGY STAR®-Qualified	★	★	★
Triple-Cool™ System	Electronic		
Dual Cool™ System		Electronic	■
PuriClean® II Retractable Water/Ice Filter	750-Gallon	750-Gallon	750-Gallon
Adjustable Tempered-Glass Shelves	3	3	3
Elevator™ Shelf	■	■	■
Spill-Catcher™ Shelves	■	■	■
Easy-Glide Shelves	3	3	3
Spill-Catcher™ Glass Crisper Shelf	■	■	■
Sealed FreshLock Crispers:			
With Automatic Humidity Control	2 Fully Extendable	2 Fully Extendable	
With Humidity Control			2 Roll-Out
OpenWide™ Fully Extendable Drawers	■	■	
Adjusti-Temp™ Deli Drawer	■	■	■
Pick-Off Gallon-Plus Door Bins	4	4	5
Tilt-Out Door Bin	■	■	
Covered Dairy Compartment	■	■	■
Removable Egg Cradle			■
Egg Bin With Lid	■	■	
Tall Bottle Retainer	■	■	
BrightSeries™ Lighting Package	■	■	■
Refrigerator Lights	3	3	3
Automatic Moisture Control	■	■	■
FREEZER FEATURES			
Adaptive Defrost Feature	■	■	■
Speed Ice™ Feature	■		
Factory-Installed Ice Maker	■	■	■
Wire Shelves	1	1	3
Slide-Out Wire Baskets	3 Fully Extendable	3	1
Tilt-Out Wire Door Baskets	2	2	
Pick-Off Door Bins	2	2	4
Freezer Lights	3	3	3
EXTERIOR FEATURES			
Electronic FrontFill™ Dispenser	■		
Electronic Cube/Crushed Ice And Water Dispenser	■	■	■
Water Filter Change Reminder Light	■	■	■
Radius Doors	■	■	■
Sound Package	QuietSeries™ 200	QuietSeries™ 200	QuietSeries™ 100
Foam Door Insulation	■	■	■
Front-Adjustable Four-Point Leveling	■	■	■
Color Availability			
White	■	■	■
Bisque	■	■	■
Black	■	■	■
Stainless Steel With Black Cabinet	■	■	■
VOLUME			
Total Shelf Area — sq. ft. (sq. m)	24.3 (2.3)	24.3 (2.3)	25.1 (2.3)
Total Volume — cu. ft. (cu. m)	25.6 (0.72)	25.6 (0.72)	25.6 (0.72)
Fresh Food Volume — cu. ft. (cu. m)	16.3 (0.46)	16.3 (0.46)	16.3 (0.46)
Freezer Volume — cu. ft. (cu. m)	9.2 (0.26)	9.2 (0.26)	9.2 (0.26)

Because of continuous product improvement, Maytag reserves the right to change specifications without notice.

Optional Door Panel Trim Kit:

Decorator panels, trim (for wood panels), and trim and panel kits are available for all Maytag® side-by-side refrigerators. Panels are available in acrylic, mirrored, stainless steel, satin alloy, solid surface and real wood. To order, call Frigo Design at 1-800-836-8746. Be sure to provide refrigerator model number when ordering.

Exterior Color Options

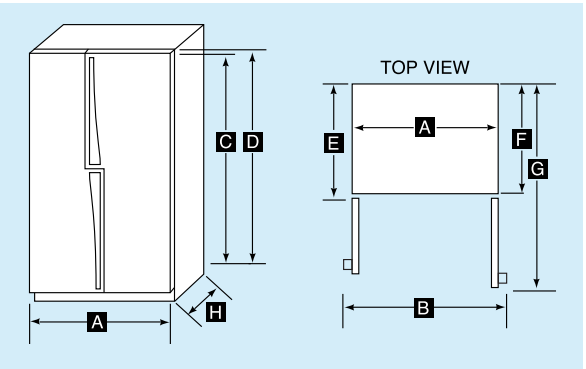


Maytag® Wide-By-Side™ And Side-By-Side Dimensions

Wide-By-Side™

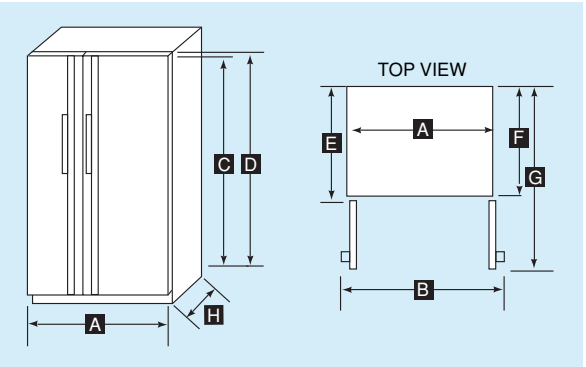
	MZD2669 MZD2667 MZD2665	MSD2659 MSD2657 MSD2655 MSD2651	MSD2359 MSD2357 MSD2355 MSD2351	MSB2654	MCD2257 MCB2256
A	35⅞ (90.5)	35⅞ (90.5)	32⅞ (82.9)	35⅞ (90.5)	35⅞ (90.5)
B	40⅜ (103.5)	40⅜ (103.5)	37⅞ (95.5)	40⅜ (103.5)	40⅜ (103.5)
C	68½ (174)	68½ (174)	66⅞ (169.9)	68½ (174)	68½ (174)
D	70 (177.8)	70 (177.8)	68⅜ (173.7)	70 (177.8)	70 (177.8)
E	33⅞ (84.5)	33⅞ (84.5)	33⅞ (84.5)	33⅞ (84.5)	29⅞ (74.3)
F	30⅞ (78.1)	30⅞ (78.1)	30⅞ (78.1)	30⅞ (78.1)	26⅞ (67.9)
G	52 (132.1)	49½ (125.7)	49 (124.5)	49½ (125.7)	45½ (115.6)
H	28 (71.1)	28 (71.1)	28 (71.1)	28 (71.1)	24 (61)
SW	343 (155.6)	343 (155.6)	315 (142.9)	333 (151)	300 (136.1)

Side-By-Side



Wide-By-Side™

- A Width — in. (cm)
- B Width With Doors Open 90° Including Handles — in. (cm)
- C Height Excluding Door Hinge — in. (cm)
- D Height Including Door Hinge — in. (cm)
- E Depth Including Handle — in. (cm)
- F Depth Excluding Handle — in. (cm)
- G Depth With Doors Open 90° — in. (cm)
- H Depth Of Cabinet — in. (cm)
- SW Approximate Shipping Weight — lbs. (kg)



Side-By-Side

- A Width — in. (cm)
- B Width With Doors Open 90° Including Handles — in. (cm)
- C Height Excluding Door Hinge — in. (cm)
- D Height Including Door Hinge — in. (cm)
- E Depth Including Handle — in. (cm)
- F Depth Excluding Handle — in. (cm)
- G Depth With Doors Open 90° — in. (cm)
- H Depth Of Cabinet — in. (cm)
- SW Approximate Shipping Weight — lbs. (kg)

Side-By-Side

Models	MSD2659	MSD2657	MSD2655	MSD2651	MSD2359	MSD2357	MSD2355	MSD2351	MSB2654	MCD2257	MCB2256
REFRIGERATOR FEATURES											
ENERGY STAR®-Qualified	★	★	★	★	★	★	★	★	★	★	★
Triple-Cool™ System	Electronic				Electronic						
Dual Cool™ System		Electronic	■	■		Electronic	■	■	■	Electronic	Electronic
PuriClean® II Retractable Water/Ice Filter	750-Gallon	750-Gallon	750-Gallon	750-Gallon	750-Gallon	750-Gallon	750-Gallon	750-Gallon		750-Gallon	
Adjustable Tempered-Glass Shelves	3	3	3	3	3	3	3	3	3	3	3
Elevator™ Shelf	■	■	■		■	■	■		■	■	■
Spill-Catcher™ Shelves	■	■	■	■	■	■	■	■	■	■	■
Easy-Glide Shelves	3	3	3		3	3	2		1	3	3
Spill-Catcher™ Glass Crisper Shelf	■	■	■	■	■	■	■	■	■	■	■
Sealed FreshLock Crispers:											
With Automatic Humidity Control	2 Fully Extendable	2 Fully Extendable			2 Fully Extendable	2 Fully Extendable				2 Fully Extendable	2 Fully Extendable
With Humidity Control			2 Roll-Out	2 Slide-Out			2 Roll-Out	2 Slide-Out	2 Slide-Out		
OpenWide™ Fully Extendable Drawers	■	■			■	■			■	■	■
Adjusti-Temp™ Deli Drawer	■	■	■	■	■	■	■	■	■	■	■
Pick-Off Gallon-Plus Door Bins	4	4	5	5	4	4	5	5	4	2	2
Tilt-Out Door Bin	■	■			■	■			■		
Covered Dairy Compartment	■	■	■	■	■	■	■	■	■	■	■
Removable Egg Cradle			■				■		■		
Egg Bin With Lid	■	■			■	■				■	■
Beverage Organizer™ Rack	■				■						
Tall Bottle Retainer	■	■			■	■					
BrightSeries™ Lighting Package	■	■	■		■	■	■			■	■
Refrigerator Lights	3	3	3	3	3	3	3	3	3	3	3
Automatic Moisture Control	■	■	■	■	■	■	■	■	■	■	■
FREEZER FEATURES											
Adaptive Defrost Feature	■	■	■	■	■	■	■	■	■	■	■
Speed Ice™ Feature	■				■						
Factory-Installed Ice Maker	■	■	■	■	■	■	■	■		■	■
Automatic Ice Maker Option									UKI2500AXX		
Wire Shelves	1	1	3	3	1	1	3	3	2	1	2
Slide-Out Wire Baskets		3	1	1		3	1	1	2	3	3
Fully Extendable Wire Baskets	3				3						
Tilt-Out Wire Door Baskets	2	2			2	2			3	2	2
Pick-Off Door Bins	2	2	4	4	2	2	4	4	2	2	3
Freezer Lights	3	3	3	3	3	3	3	3	2	3	2
EXTERIOR FEATURES											
Electronic FrontFill™ Dispenser	■				■						
Electronic Cube/Crushed Ice And Water Dispenser	■	■	■	■	■	■	■	■		■	
Water Filter Change Reminder Light	■	■	■	■	■	■	■	■	■	■	■
Radius Doors	■	■	■	■	■	■	■	■	■	■	■
Sound Package	QuietSeries™ 200	QuietSeries™ 200	QuietSeries™ 100	QuietSeries™ 100	QuietSeries™ 200	QuietSeries™ 200	QuietSeries™ 100	QuietSeries™ 100	QuietSeries™ 100	QuietSeries™ 200	QuietSeries™ 200
Foam Door Insulation	■	■	■	■	■	■	■	■	■	■	■
Front-Adjustable Four-Point Leveling	■	■	■	■	■	■	■	■	■	■	■
Color Availability											
White	■	■	■	■	■	■	■	■	■	■	■
Bisque	■	■	■	■	■	■	■	■	■	■	■
Black	■	■	■	■	■	■	■	■	■	■	■
Stainless Steel With Black Cabinet	■*	■	■	■	■*	■	■	■	■	■	■
VOLUME											
Total Shelf Area — sq. ft. (sq. m)	23.6 (2.2)	23.6 (2.2)	24.3 (2.3)	24.1 (2.2)	20.2 (1.9)	20.2 (1.9)	20.9 (1.9)	20.7 (1.9)	24.7 (2.3)	19.8 (1.8)	20.5 (1.9)
Total Volume — cu. ft. (cu. m)	25.6 (0.72)	25.6 (0.72)	25.6 (0.72)	25.6 (0.72)	22.6 (0.64)	22.6 (0.64)	22.6 (0.64)	22.6 (0.64)	25.5 (0.72)	21.6 (0.61)	21.5 (0.61)
Fresh Food Volume — cu. ft. (cu. m)	15.8 (0.45)	15.8 (0.45)	15.8 (0.45)	15.8 (0.45)	14.8 (0.42)	14.8 (0.42)	14.8 (0.42)	14.8 (0.42)	15.8 (0.45)	13.5 (0.38)	13.5 (0.38)
Freezer Volume — cu. ft. (cu. m)	9.2 (0.26)	9.2 (0.26)	9.8 (0.27)	9.8 (0.27)	7.9 (0.22)	7.9 (0.22)	7.9 (0.22)	7.9 (0.22)	9.6 (0.27)	8.1 (0.23)	7.96 (0.23)


*With Stainless Steel towel bar handles.

All models listed may not be available from every Maytag dealer. Because of continuous product improvement, Maytag reserves the right to change specifications without notice.

Optional Door Panel Trim Kit:

Decorator panels, trim (for wood panels), and trim and panel kits are available for all Maytag® side-by-side refrigerators. Panels are available in acrylic, mirrored, stainless steel, satin alloy, solid surface and real wood. To order, call Frigo Design at 1-800-836-8746. Be sure to provide refrigerator model number when ordering.

Exterior Color Options



	French Door			
Models	MFD2561	MFD2560	MFF2557	MFC2061
REFRIGERATOR FEATURES				
ENERGY STAR®-Qualified	★	★	★	★
Triple-Cool™ System	Electronic			Electronic
Dual Cool™ System		Electronic	Electronic	
Twin Fresh Food Doors	■	■	■	■
PureChill™ Internal Water Dispenser	■	■		■
PuriClean® II Retractable Water/Ice Filter	750-Gallon	750-Gallon		750-Gallon
Adjustable Tempered-Glass Shelves	4 Split	4 Split	4 Split	4 Split
Spill-Catcher™ Shelves	■	■	■	■
Easy-Glide Shelves	■	■		■
Elevator™ Shelf	■	■		
Wide-N-Fresh™ Deli Drawer	■	■	■	■
Sealed FreshLock Crispers With Humidity Control	2	2	2	2
Pick-Off Gallon-Plus Door Bins	5	5	5	5
Pick-Off Covered Dairy Compartment	■	■	■	■
Removable Egg Cradle	■	■	■	■
Beverage Organizer™ Rack			■	
BrightSeries™ Lighting Package	■	■	■	■
Refrigerator Lights	2	2	2	2
Automatic Moisture Control	■	■	■	■
FREEZER FEATURES				
Glide-Out Freezer Drawer	■	■	■	■
Speed Ice™ Feature	■			■
Factory-Installed Ice Maker	■	■	■	■
Slide-Out Wire Drawer	■	■	■	■
Slide-Out Wire Basket	■	■	■	■
Lower Basket Divider	■	■	■	■
Freezer Light	■	■	■	■
Ice Bin	■	■	■	■
EXTERIOR FEATURES				
Radius Doors	■	■	■	■
Sound Package	QuietSeries™ 200	QuietSeries™ 200	QuietSeries™ 200	QuietSeries™ 200
Foam Door Insulation	■	■	■	■
Front-Adjustable Four-Point Leveling	■	■	■	■
Color Availability				
White	■	■	■	■
Bisque	■	■	■	
Black	■	■	■	■
Stainless Steel With Black Cabinet	■*	■	■	■*
VOLUME				
Total Shelf Area — sq. ft. (sq. m)	28.8 (2.7)	28.6 (2.6)	28.6 (2.6)	22.2 (2.1)
Total Volume — cu. ft. (cu. m)	24.8 (0.7)	24.8 (0.7)	24.8 (0.7)	19.6 (0.56)
Fresh Food Volume — cu. ft. (cu. m)	17.3 (0.49)	17.3 (0.49)	17.3 (0.49)	14.15 (0.40)
Freezer Volume — cu. ft. (cu. m)	7.5 (0.21)	7.5 (0.21)	7.5 (0.21)	5.47 (0.16)


*With Stainless Steel towel bar handles.

All models listed may not be available from every Maytag dealer. Because of continuous product improvement, Maytag reserves the right to change specifications without notice.

Optional Door Panel Trim Kit: Decorator panels, trim (for wood panels), and trim and panel kits are available for all Maytag® bottom-freezer refrigerators. Panels are available in acrylic, mirrored, stainless steel, satin alloy, solid surface and real wood. To order, call Frigo Design at 1-800-836-8746. Be sure to provide refrigerator model number when ordering.

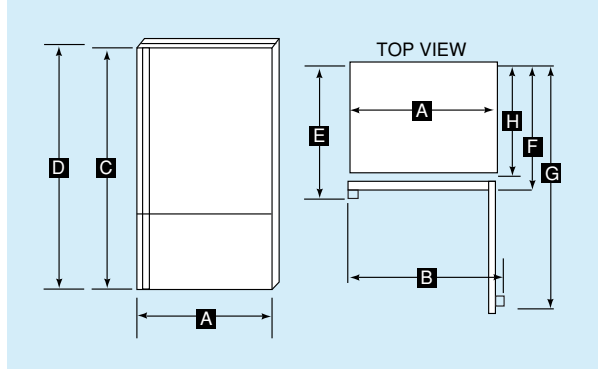
French Door Bottom-Freezer refrigerator design is a trademark of Maytag Corporation.

Exterior Color Options



Maytag® French Door Bottom-Freezer Dimensions

	MFD2561	MFD2560	MFF2557	MFC2061
A	35½ (90.5)	35½ (90.5)	35½ (90.5)	35½ (90.5)
B	38½ (97.5)	38½ (97.5)	38½ (97.5)	37½ (94.3)
C	68½ (174.3)	68½ (174.3)	68½ (174.3)	68½ (174)
D	69½ (177.5)	69½ (177.5)	69½ (177.5)	70½ (178.1)
E	34¼ (87)	34¼ (87)	34¼ (87)	29½ (75.2)
F	31¾ (79.4)	31¾ (79.4)	31¾ (79.4)	27½ (68.9)
G	48¼ (122.6)	48¼ (122.6)	48¼ (122.6)	43½ (110.2)
H	29 (73.7)	29 (73.7)	29 (73.7)	24 (61)
SW	355 (161)	355 (161)	355 (161)	300 (136.1)



Bottom-Freezer

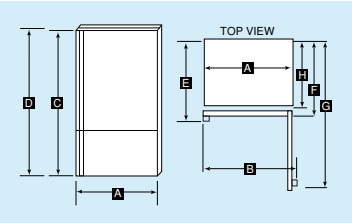
- A Width — in. (cm)
- B Width With Door Open 90° Including Handle — in. (cm)
- C Height Excluding Door Hinge — in. (cm)
- D Height Including Door Hinge — in. (cm)
- E Depth Including Handle — in. (cm)
- F Depth Excluding Handle — in. (cm)
- G Depth With Door Open 90° — in. (cm)
- H Depth Of Cabinet — in. (cm)
- SW Approximate Shipping Weight — lbs. (kg)

	Bottom-Freezer								
Models	MBF2562*	MBF2558	MBF2556	MBF2262*	MBF2258	MBF2256	MBF2254	MBF1956	MBB1952
REFRIGERATOR FEATURES									
ENERGY STAR®-Qualified	★	★	★	★	★	★	★	★	★
Triple-Cool™ System	Electronic			Electronic					
Dual Cool™ System		Electronic	Electronic		Electronic	Electronic	Electronic	Electronic	■
Adjustable Tempered-Glass Shelves	4 Split	4 Split	4 Split	4 Split	4 Split	4 Split	4 Split	4 Split	4 Split
Spill-Catcher™ Shelves	■	■	■	■	■	■		■	
Easy-Glide Shelves	■	■	■	■	■	■		■	
Elevator™ Shelf	■	■		■	■				
Deli Drawer			■			■	■	■	■
Wide-N-Fresh™ Deli Drawer	■	■		■	■				
Sealed FreshLock Crispers With Humidity Control	2	2	2	2	2	2	2	2	2
Pick-Off Gallon-Plus Door Bins	4	4	4	4	4	4	4	4	4
Pick-Off Covered Dairy Compartment	■	■	■	■	■	■	■	■	■
Removable Egg Cradle	■	■	■	■	■	■	■	■	
Beverage Organizer™ Rack	■	■		■	■				
BrightSeries™ Lighting Package	■	■	■	■	■	■	■	■	■
Refrigerator Lights	2	2	2	2	2	2	2	2	2
Automatic Moisture Control	■	■	■	■	■	■	■	■	■
FREEZER FEATURES									
Glide-Out Freezer Drawer	■	■	■	■	■	■		■	
Swing-Out Freezer Door							■		■
Speed Ice™ Feature	■			■					
Automatic Ice Maker Option									IC11B
Factory-Installed Ice Maker	■	■	■	■	■	■	■	■	
Wire Shelf							■		■
Slide-Out Wire Drawer	■	■	■	■	■	■		■	
Slide-Out Wire Basket	■	■	■	■	■	■	■	■	■
Lower Basket Divider	■	■	■	■	■	■		■	
Deep Fixed Door Bin							■		■
Freezer Light	■	■	■	■	■	■	■	■	■
Ice Bin	■	■	■	■	■	■	■	■	■
Ice Cube Trays									2
EXTERIOR FEATURES									
Reversible Doors	■*	■	■	■*	■	■	■	■	■
Radius Doors	■	■	■	■	■	■	■	■	■
Sound Package	QuietSeries™ 200	QuietSeries™ 200	QuietSeries™ 200	QuietSeries™ 200	QuietSeries™ 200	QuietSeries™ 200	QuietSeries™ 100	QuietSeries™ 200	QuietSeries™ 100
Foam Door Insulation	■	■	■	■	■	■	■	■	■
Front-Adjustable Four-Point Leveling	■	■	■	■	■	■		■	
Color Availability									
White	■	■	■	■	■	■	■	■	■
Bisque	■	■	■	■	■	■	■	■	■
Black	■	■	■	■	■	■	■	■	
Stainless Steel With Black Cabinet	■*	■	■	■*	■	■	■	■	
VOLUME									
Total Shelf Area — sq. ft. (sq. m)	28.9 (2.7)	29 (2.7)	29 (2.7)	24.9 (2.3)	23.5 (2.2)	23.5 (2.2)	23.5 (2.2)	21 (1.9)	21 (1.9)
Total Volume — cu. ft. (cu. m)	25.1 (0.71)	25.1 (0.71)	25.1 (0.71)	22.1 (0.63)	22.1 (0.63)	22.1 (0.63)	22.1 (0.63)	18.6 (0.53)	18.6 (0.53)
Fresh Food Volume — cu. ft. (cu. m)	17.8 (0.5)	17.8 (0.5)	17.8 (0.5)	15.6 (0.44)	15.6 (0.44)	15.6 (0.44)	15.6 (0.44)	12.9 (0.37)	12.9 (0.37)
Freezer Volume — cu. ft. (cu. m)	7.3 (0.21)	7.3 (0.21)	7.3 (0.21)	6.3 (0.18)	6.3 (0.18)	6.3 (0.18)	6.3 (0.18)	5.6 (0.16)	5.6 (0.16)

Maytag® Bottom-Freezer Dimensions

	MBF2562, MBR2562 MBL2562, MBF2558, MBF2556	MBF2262, MBR2262 MBL2262, MBF2258 MBF2256, MBF2254	MBF1956 MBB1952
A	35½ (90.5)	32½ (83.2)	29½ (75.6)
B	38½ (97.5)	35½ (89.9)	32½ (82.2)
C	68½ (174.3)	68½ (174.3)	65½ (166.7)
D	69½ (177.5)	69½ (177.5)	66½ (169.9)
E	34¼ (87)	33¼ (84.5)	33¼ (84.5)
F	30¼ (78.1)	30¼ (78.1)	30¼ (78.1)
G	66½ (168)	62½ (157.8)	59½ (150.2)
H	28 (71.1)	28 (71.1)	28 (71.1)
SW	350 (158.8)	310 (140.6)	270 (122.5)

Exterior Color Options



Bottom-Freezer

- A Width — in. (cm)
- B Width With Door Open 90° Including Handle — in. (cm)
- C Height Excluding Door Hinge — in. (cm)
- D Height Including Door Hinge — in. (cm)
- E Depth Including Handle — in. (cm)
- F Depth Excluding Handle — in. (cm)
- G Depth With Door Open 90° — in. (cm)
- H Depth Of Cabinet — in. (cm)
- SW Approximate Shipping Weight — lbs. (kg)

All models listed may not be available from every Maytag dealer. Because of continuous product improvement, Maytag reserves the right to change specifications without notice.

Optional Door Panel Trim Kit: Decorator panels, trim (for wood panels), and trim and panel kits are available for all Maytag® bottom-freezer refrigerators. Panels are available in acrylic, mirrored, stainless steel, satin alloy, solid surface and real wood. To order, call Frigo Design at 1-800-836-8746. Be sure to provide refrigerator model number when ordering.

*Stainless Steel versions: specify right-swing door (MBR2562, MBR2262) or left-swing door (MBL2562, MBL2262) when ordering.

Top-Freezer									
Models	MTB2195	MTF2195	MTF2193	MTB2191	MTB1895	MTF1895	MTF1893	MTB1891	MTB1504
ENERGY STAR®-Qualified	★	★			★	★			
Cool Flow™ Ventilation	■	■	■		■	■	■		
Adjustable Tempered-Glass Shelves	4 Split	4 Split			4 Split	4 Split			
Full-Width Sealed Glass Shelves			2				2		
Full-Width Glass Shelves				2				2	2
Spill-Catcher™ Glass Shelves	■	■	■		■	■	■		
Easy-Glide Shelves	4	4			4	4			
Snack Center Drawer	■	■	■	■	■	■	■	■	
FreshLock Crispers With Humidity Control	2	2	2	2	2	2	2	2	2
Glass Crisper Shelf	■	■	■	■	■	■	■	■	■
Pick-Off Gallon-Plus Door Bins	4	4	4		4	4	4		
Fixed Gallon-Plus Door Bins				2				2	2
Fixed Door Bin	■	■	■	■	■	■	■	■	
Covered Dairy Compartment	■	■	■	■	■	■	■	■	■
Removable Egg Cradle	■	■			■	■			
Refrigerator Lights	■	■	■	■	■	■	■	■	■
Automatic Moisture Control	■	■	■	■	■	■	■	■	■
FREEZER FEATURES									
Automatic Ice Maker Option	UK11500AXX			UK11500AXX	UK11500AXX			UK11500AXX	UK11500AXX
Factory-Installed Ice Maker		■	■			■	■		
Half-Width Shelf									
Full-Width Adjustable Wire Shelf	■	■	■	■	■	■	■	■	■
Tilt-Out Wire Door Basket	■	■			■	■			
Deep Fixed Door Bins	■	■	■	■	■	■	■	■	■
Freezer Light	■	■	■		■	■	■		
Ice Cube Trays	2			2	2			2	2
EXTERIOR FEATURES									
Reversible Doors	■	■	■	■	■	■	■	■	■
Integrated Handle									■
Sound Package	QuietSeries™ 200	QuietSeries™ 200	QuietSeries™ 100	QuietSeries™ 100	QuietSeries™ 200	QuietSeries™ 200	QuietSeries™ 100	QuietSeries™ 100	Quiet Pack
Foamed-In-Place Doors	■	■	■	■	■	■	■	■	■
No-Clean™ Commercial-Duty Condenser	■	■	■	■	■	■	■	■	■
Color Availability									
White	■	■	■	■	■	■	■	■	■
Bisque	■	■	■	■	■	■	■	■	■
Black	■	■	■		■	■	■		
Stainless Steel With Black Cabinet	■	■	■		■	■	■		■
VOLUME									
Total Shelf Area — sq. ft. (sq. m)	25.9 (2.4)	25.9 (2.4)	25.9 (2.4)	25.9 (2.4)	21.08 (2.0)	21.08 (2.0)	21.08 (2.0)	21.08 (2.0)	17.6 (1.6)
Total Volume — cu. ft. (cu. m)	21 (0.59)	21 (0.59)	21 (0.59)	21 (0.59)	18.1 (0.51)	18.1 (0.51)	18.1 (0.51)	18.1 (0.51)	15 (0.42)
Fresh Food Volume — cu. ft. (cu. m)	14.9 (0.42)	14.9 (0.42)	14.9 (0.42)	14.9 (0.42)	13 (0.37)	13 (0.37)	13 (0.37)	13 (0.37)	10.85 (0.31)
Freezer Volume — cu. ft. (cu. m)	6.1 (0.17)	6.1 (0.17)	6.1 (0.17)	6.1 (0.17)	5.1 (0.14)	5.1 (0.14)	5.1 (0.14)	5.1 (0.14)	4.15 (0.11)

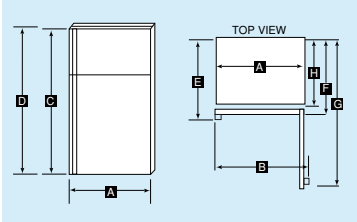
All models listed may not be available from every Maytag dealer. Because of continuous product improvement, Maytag reserves the right to change specifications without notice.

Optional Door Panel Trim Kit:


Decorator panels, trim (for wood panels), and trim and panel kits are available for all Maytag® top-freezer refrigerators. Panels are available in acrylic, mirrored, stainless steel, satin alloy, solid surface and real wood. To order, call Frigo Design at 1-800-836-8746. Be sure to provide refrigerator model number when ordering.

Maytag® Top-Freezer Dimensions

	MTB2195 MTF2195 MTF2193 MTB2191	MTB1895 MTF1895 MTF1893 MTB1891	MTB1504
A	32½ (82.8)	29½ (75.2)	28 (71.1)
B	35⅞ (90.6)	32½ (82.8)	28 (71.1)
C	66 (167.6)	66 (167.6)	61⅞ (155.2)
D	66½ (169.2)	66½ (169.2)	61¼ (157)
E	31⅞ (81)	31¼ (80.6)	28½ (72.4)
F	30⅞ (77.1)	29½ (75.1)	28½ (72.4)
G	60½ (153.4)	56½ (143.3)	54½ (138)
H	26½ (67.6)	26½ (66.5)	25½ (64)
SW	221 (100)	194 (88)	208 (94.3)



Exterior Color Options

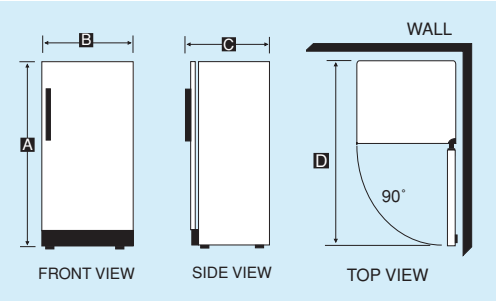


Top-Freezer

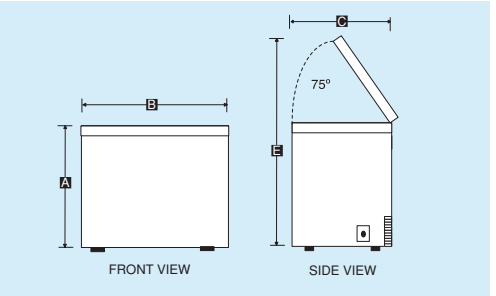
- A Width — in. (cm)
- B Width With Door Open 90° Including Handle — in. (cm)
- C Height Excluding Door Hinge — in. (cm)
- D Height Including Door Hinge — in. (cm)
- E Depth Including Handle — in. (cm)
- F Depth Excluding Handle — in. (cm)
- G Depth With Door Open 90° — in. (cm)
- H Depth Of Cabinet — in. (cm)
- SW Approximate Shipping Weight — lbs. (kg)

Upright					Chest	
Models	MQU2057	MQU2056	MQU1556	MQU1554	MQC2257	MQC1557
FREEZER FEATURES						
ENERGY STAR®-Qualified	★		★	★	★	★
EvenFreeze™ Food Preservation System					■	■
Fast-Freeze Setting	■	■	■	■		
Manual Defrost		■		■	■	■
Auto Defrost	■		■			
Adjustable Temperature Control	■	■	■	■	■	■
Full-Width Wire Shelves	4 Slide-Out	4 Fixed	3 Slide-Out	3 Slide-Out		
Fixed Door Bins	6	6	4	4		
Removable Baskets	■				2	2
Storage Gate		■	■	■		
Defrost Drain		■		■	■	■
Interior Light	■	■	■	■	■	■
10-Year Food-Loss Warranty	■	■	■	■	■	■
EXTERIOR FEATURES						
Lock With Key	■	■	■	■	■	■
Handle	Recessed	Recessed	Recessed	Recessed	Grip	Grip
Flat Back	■		■			
Smooth Rust- And Impact-Resistant Liner	■	■	■	■	■	■
Textured-Steel Cabinet	■	■	■	■	■	■
2 Front Leveling Legs	■	■	■	■		
Foamed Door/Lid	■	■	■	■	■	■
Counterbalanced Lid					■	■
VOLUME						
Total Volume — cu. ft. (cu. m)	19.6 (0.55)	19.6 (0.55)	15.0 (0.42)	15.2 (0.43)	21.7 (55.1)	14.8 (0.42)
Food Storage Capacity — lbs. (kg)	588 (266.7)	588 (266.7)	450 (204.1)	456 (206.8)	545 (247.2)	444 (201.4)
A - Height — in. (cm)	66.5 (168.9)	66.5 (168.9)	60.5 (153.7)	60.5 (153.7)	35 (88.9)	35 (88.9)
B - Width — in. (cm)	33 (83.8)	33 (83.8)	30 (76.2)	30 (76.2)	64.9 (164.8)	46.1 (117.2)
C - Depth — in. (cm)	28.3 (71.9)	28.3 (71.9)	28.3 (71.9)	28.3 (71.9)	29.4 (74.7)	29.4 (74.6)
D - Depth With Door Open 90° — in. (cm)	59.5 (151.1)	59.5 (151.1)	56.5 (143.5)	56.5 (143.5)		
E - Height With Lid Open 75° — in. (cm)					60.4 (153.4)	60.4 (153.4)
Air Clearance — Sides And Top — in. (cm)	3 (7.6)	3 (7.6)	3 (7.6)	3 (7.6)	3 (7.6)	3 (7.6)
Shipping Weight — lbs. (kg)	211 (95.7)	206 (93.4)	176 (79.8)	178 (80.7)	220 (99.8)	176 (79.8)

Maytag® Upright Freezer



Maytag® Chest Freezer



Exterior Color



SkyBox™ Personal Beverage Vendor
By Maytag™ Dimensions — in. (cm)

	SkyBox™ Vendor MBV1976	SkyBase™ Stand MBS1976	SkyBox™ Vendor With SkyBase™ Stand
Height	33½ (85.1)	25 (63.5)	58½ (148.6)
Width	24 (61)	24 (61)	24 (61)
Depth	22⅞ (56.1)	22⅞ (56.1)	22⅞ (56.1)
Weight — lbs. (kg)	101 (45.8)	56 (25.4)	157 (71.2)

All models listed may not be available from every Maytag dealer. Because of continuous product improvement, Maytag reserves the right to change specifications without notice.



Put life in **balance** with Maytag® laundry.

Maytag offers an extensive laundry lineup — including more high-efficiency washers than any other brand. Our washers have larger capacities to save you time. So you can get out of the laundry room. And get more out of life.





Leading the way in laundry.

How do you do laundry? Is it a daily ritual or a once-a-week event? However you handle your clothes-cleaning chores, Maytag is certain to have a laundry pair that can make the task more efficient, saving time, money and natural resources — and helping your clothing last longer and look better.



WHICH MODEL IS RIGHT FOR YOUR LAUNDRY ROOM?

Answer these questions to help determine which models and features you need to solve your everyday challenges.

1. How many loads of laundry do you do each week?
2. Do you wash extra-dirty items two or three times to make sure they really get clean?
3. Do you flat-dry or hang-dry special items to make sure they won't shrink?
4. Would you prefer the versatility of a washer/dryer pair that can be configured side-by-side or as a stack?
5. How often do you handwash delicate items?
6. Are you concerned about rising rates for utilities such as water, electricity and gas?

Laundry

Maytag® Neptune® Front-Load Laundry

Largest Capacity You Can Find In A Front-Load Washer.

STANDARD FEATURES YOU DEPEND ON FROM MAYTAG

WASHER FEATURES

- New Design With Front-Panel Electronic Controls And Time Remaining Indicator
- Exclusive TurboClean Wash System
- Commercial-Quality Stainless Steel Washtub
- Delicates, Hand Washables, Wrinkle Control And Quick Wash Cycles
- Extra Rinse And Warm Rinse Options
- Automatic Temperature Control
- IntelliFill™ Water Level Sensor
- Automatic Detergent, Bleach And Fabric Softener Dispenser

DRYER FEATURES

- New Design With Front-Panel Electronic Controls And Time-Remaining Indicator
- GentleBreeze™ Drying System
- In-Sync Cycles — No Waiting Between Loads
- Wrinkle Release And Air Fluff Cycles; Wrinkle Prevent
- Delicates And Ultra Care/Extra-Low Temperature Settings
- Adjustable Degree of Dryness
- Drum Light
- IntelliDry® Sensor

- Reversible Door With Large Opening
- Drying Rack
- LP Conversion Kit Available (MAL9000AXX)
- Commercial-Quality Stainless Steel Dryer Drum

BUILT-TO-LAST™ FEATURES

- Powder-Coat Finish On Top
- Four-Point Suspension System



Largest Available Capacity* Saves You Time


Our new front-load washers offer the largest capacity available, so you can wash more clothes at once.

* Based on front-load I.E.C. standards.



Saves You Money

High-efficiency wash system saves money in water and energy costs every year.



Keeps Clothes Like New

TurboClean wash system features unique waterfall baffles that scoop and shower water onto laundry to remove tough stains while sparing clothes the wear and tear.



Standard Features Plus:

- XXL Capacity (3.81 Cu. Ft.)
- Direct-Drive Motor
- 1,200-rpm Maximum Spin Speed
- 6 Spin Speeds
- Up To 19-Hour Delay Wash
- AutoTemp™ Internal Water Heater
- 6 Water Temperature Combinations
- Enviro Plus Cycle
- Sanitary Cycle
- Stain Treat Option
- Prewash Cycle, Prewash Dispenser
- Colors Cycle
- Whites Cycle
- Adjustable End-Of-Cycle Chime
- QuietSeries™ 400 Sound Package

Color: White



Standard Features Plus:

- XXL Capacity (3.81 Cu. Ft.)
- 1,100-rpm Maximum Spin Speed
- Up To 12-Hour Delay Wash
- AutoTemp™ Internal Water Heater
- 5 Water Temperature Combinations
- Prewash Cycle
- Colors Cycle
- Extended Spin
- Adjustable End-Of-Cycle Chime
- QuietSeries™ 300 Sound Package

Color: White



Standard Features Plus:

- XXL Capacity (7.3 Cu. Ft.)
- 5 Temperature Settings
- Damp Dry And Freshen-Up Cycles
- Quick Dry Cycle
- Adjustable End-Of-Cycle Chime
- QuietSeries™ 400 Sound Package

Color: White



MAL1800 MAYTAG® NEPTUNE® 15" PEDESTALS

Single pedestal raises the washer or dryer for easier loading and unloading. Includes drawer for storage. (Available Spring 2005.)

Color: White

Maytag® Neptune® Front-Load Laundry

Outstanding Cleaning Through Stain Removal.

STANDARD FEATURES YOU DEPEND ON FROM MAYTAG

WASHER FEATURES

- Rear-Panel Electronic Controls
- Exclusive TurboClean Wash System
- XL Capacity (3.34 Cu. Ft.)
- Cotton Sturdy, Wrinkle-Free, Delicates, Hand Washables, Stain, Presoak And Quick Cycles
- Last Cycle Recall
- Extra Rinse, MaxExtract™ Spin Cycle And Warm Rinse Options
- 4 Water Temperature Combinations
- Automatic Temperature Control
- Infinite Speed Combinations
- IntelliFill™ Water Level Sensor

- Automatic Detergent, Bleach And Fabric Softener Dispenser
- Time Remaining Indicator

DRYER FEATURES

- Rear-Panel Electronic Controls
- GentleBreeze™ Drying System
- XL Capacity (6.0 Cu. Ft.)
- In-Sync Cycles — No Waiting Between Loads
- Wrinkle Release And Air Fluff Cycles; Wrinkle Prevent And Smart Cool-Down
- Last Cycle Recall
- Sensor Dry, Damp Dry And Time Dry Cycles
- 5 Temperature Settings

- Extra-Low Drying Temperature
- Adjustable Degree Of Dryness
- IntelliDry® Sensor
- Time Remaining Indicator
- Reversible Door With Large Opening

BUILT-TO-LAST™ FEATURES

- Maytag® 5-Year Dependable Performance™ Warranty (On Electronic Touchscreen And Touch-Pad Controls)
- Premium Porcelain-Enamel Top
- Lifetime Stainless Steel Wash Basket
- Heavy-Duty Infinite-Speed Motor
- DuraCushion™ Dryer Drum



Saves You Money

High-efficiency wash system saves up to \$150 in water and energy every year.*

* Based on D.O.E. test method compared to a competitive conventional washer, 10 loads per week, average water and sewer rates, 2000 electrical energy rate and dryer savings. Savings will vary depending on utility rates, model replaced and usage.



XL Capacity

No-agitator design allows you to fit more clothes — including big, bulky items — so you do fewer loads. Large door opening and tilted wash basket offer easy access for loading and unloading.



Keeps Clothes Like New

TurboClean wash system features unique waterfall baffles that scoop and shower water onto laundry to remove tough stains while sparing clothes the wear and tear.



MAH7500 HIGH-EFFICIENCY WASHER

Standard Features Plus:

- Trilingual Electronic Touchscreen Controls†
- Up To 12-Hour Delay Wash
- AutoTemp™ Internal Water Heater
- 1,000-rpm Maximum Spin Speed
- Exclusive Maytag® Touchscreen System: StainBrain™ Guide, Favorite Cycles, Laundry Hints And Tips Guide, Before You Call Guide
- QuietSeries™ 300 Sound Package

Colors: White, Bisque

† Experience the world's first washer with touchscreen controls online at www.maytag.com.



MAH6500 HIGH-EFFICIENCY WASHER

Standard Features Plus:

- Easy-To-Use Electronic Touch-Pad Controls
- Up To 9-Hour Delay Wash
- AutoTemp™ Internal Water Heater
- MaxExtract™ Longer Spin Cycle Option
- MaxExtract™ Faster Spin Cycle Option
- 1,000-rpm Maximum Spin Speed
- QuietSeries™ 300 Sound Package

Colors: White, Bisque



MAH5500 HIGH-EFFICIENCY WASHER

Standard Features Plus:

- Easy-To-Use Electronic Touch-Pad Controls
- Up To 9-Hour Delay Wash
- Adjustable End Of Cycle Signal
- QuietSeries™ 300 Sound Package

Colors: White, Bisque



MDE/G7500 DRYER

Standard Features Plus:

- Trilingual Electronic Touchscreen Controls
- Exclusive Maytag® Touchscreen System: Favorite Cycles, Laundry Hints And Tips Guide, Before You Call Guide
- Moisture Monitor
- Remind And Damp Dry Chimes
- Dryel® Cycle
- Freshen-Up Cycle
- Control Panel Lockout
- Drying Rack
- QuietSeries™ 300 Sound Package

Colors: White, Bisque

Dryel® is a registered trademark of Procter & Gamble.



MDE/G5500 DRYER

Standard Features Plus:

- Easy-To-Use Electronic Touch-Pad Controls
- Adjustable End Of Cycle Signal
- QuietSeries™ 300 Sound Package

Colors: White, Bisque



ALSO AVAILABLE MLE/G2000 MAYTAG® NEPTUNE® SUPER STACK™ PAIR

A full-size Maytag® Neptune® washer and dryer pair in half the floor space.

Color: White

MAL2000 MAYTAG® NEPTUNE® PEDESTAL

Raises the washer and dryer pair to make loading and unloading easier.

Colors: White, Bisque

For additional feature information, see specification charts on pages 90, 91 and 92.

Maytag® Neptune® Top-Load Laundry

The Best-Cleaning Top-Load Washer.*

STANDARD FEATURES YOU DEPEND ON FROM MAYTAG

EXCLUSIVE DESIGN

WASHER FEATURES

- Exclusive TumbleClean™ Wash System
- Rear-Panel Electronic Controls
- XL Capacity (3.5 Cu. Ft.)
- Showering Dispenser System
- Automatic Detergent, Bleach And Fabric Softener Dispenser
- Delicates, Hand Washables, Wrinkle Control And Quick Wash Cycles
- Extra Rinse, MaxExtract™ Spin Cycle And Warm Rinse Options
- Automatic Temperature Control
- Infinite Speed Combinations

- IntelliFill™ Water Level Sensor
 - Time Remaining Indicator
- #### DRYER FEATURES
- Rear-Panel Electronic Controls
 - GentleBreeze™ Drying System
 - XL Capacity (6.0 Cu. Ft.)
 - In-Sync Cycles — No Waiting Between Loads
 - Wrinkle Release And Air Fluff Cycles; Wrinkle Prevent And Smart Cool-Down
 - 5 Temperature Settings
 - Extra-Low Drying Temperature
 - Adjustable Degree Of Dryness

- Drum Light
 - IntelliDry® Sensor
 - Time Remaining Indicator
 - Reversible Door With Large Opening
- #### BUILT-TO-LAST™ FEATURES
- Maytag® 5-Year Dependable Performance™ Warranty On Electronic Touchscreen And Touch-Pad Controls
 - Premium Porcelain-Enamel Top And Lid
 - Lifetime Stainless Steel Wash Basket
 - Heavy-Duty Infinite-Speed Wash Motor
 - DuraCushion™ Dryer Drum



Best-Cleaning Top-Load Washer*

As the tub spins, the one-of-a-kind showering dispenser system disperses detergent mixture throughout the load for better cleaning.* Bleach and fabric softener are automatically released for better results.

More Capacity Than Any Other Top-Load Washer With An Agitator

With no agitator, there's extra space in the washtub to fit big, bulky items like bedspreads.

Saves You Money

High-efficiency wash system saves up to \$165 in water and energy every year.**

**Based on D.O.E. test method compared to a competitive conventional washer, 10 loads per week, average water and sewer rates, 2000 electrical energy rate and dryer savings. Savings will vary depending on utility rates, model replaced and usage.

Gentle Fabric Care

With the TumbleClean™ wash system, your clothes are spared wear and tear. Instead of an agitator, two tumblers gently lift and submerge clothes through a pool of detergent and water.



Awarded to Model FAV9800.



FAV9800 HIGH-EFFICIENCY WASHER

Standard Features Plus:

- Trilingual Electronic Touchscreen Controls
- Exclusive Maytag® Touchscreen System: Cycle Library™, StainBrain™ Guide, Favorite Cycles, Laundry Hints And Tips Guide, Before You Call Guide
- 24 Cycles
- Up To 12-Hour Delay Wash
- AutoTemp™ Internal Water Heater
- 1,000-rpm Maximum Spin Speed
- 8 Water Temperature Combinations
- QuietSeries™ 400 Sound Package

Colors: White, Bisque



FAV6800 HIGH-EFFICIENCY WASHER

Standard Features Plus:

- Easy-To-Use Electronic Touch-Pad Controls
- 11 Cycles
- Up To 9-Hour Delay Wash
- 850-rpm Maximum Spin Speed
- 5 Water Temperature Combinations
- QuietSeries™ 300 Sound Package

Colors: White, Bisque



MDE/G9800 DRYER

Standard Features Plus:

- Trilingual Electronic Touchscreen Controls
- Exclusive Maytag® Touchscreen System: Favorite Cycles, Laundry Hints And Tips Guide, Before You Call Guide
- Remind And Damp Dry Chimes
- Freshen-Up Cycle
- Drying Rack
- QuietSeries™ 400 Sound Package

Colors: White, Bisque



MDE/G6800 DRYER

Standard Features Plus:

- Electronic Touch-Pad Controls
- Adjustable End-Of-Cycle Signal
- QuietSeries™ 300 Sound Package

Colors: White, Bisque

*Among leading brands of top-load washers, normal wash cycle, maximum wash time.

Maytag® Neptune® Drying Center

Now You Can Say Goodbye To Your Drying Worries.

STANDARD FEATURES YOU DEPEND ON FROM MAYTAG

EXCLUSIVE DESIGN

UPPER DRYING CABINET FEATURES

- Easy-To-Use Electronic Touch-Pad Controls
- BreezeCare™ Drying System
- Special Cycles To Dry And Refresh Clothes
- Remove Odor, Add Fragrance And Wrinkle Release Options
- Low And Extra-Low Temperatures
- Holds Up To 9 Hanging Items
- 5 Removable Mesh Shelves For Flat-Drying

- ShapeSaver™ Hangers
- 4 Accessory Door Hooks
- Dryer Sheet Caddy
- Time Remaining Indicator
- Cycle Status Indicator

TUMBLE DRYER FEATURES

- Easy-To-Use Electronic Touch-Pad Controls
- GentleBreeze™ Drying System
- XXL Capacity (7.0 Cu. Ft.)

- Sensor Dry, Time Dry, Air Fluff And Wrinkle Release Cycles
- 4 Temperature Settings
- Adjustable Degree Of Dryness
- IntelliDry® Sensor
- Reversible Door
- Time Remaining Indicator
- Cycle Status Indicator
- QuietSeries™ 400 Sound Package



Two-In-One Dryer Does It All

You get a tumble dryer as well as the upper drying cabinet, featuring a revolutionary gentle drying system that saves time, prevents shrinkage and removes odors.



Three Times Larger Capacity

The Maytag® Neptune® Drying Center offers a capacity that is three times larger than a traditional dryer.



Dries Clothes Up To Six Times Faster

The upper drying cabinet safely flat- and hang-dries clothes in a few hours — not days.

MCE/G8000



MCE/G8000

DRYING CENTER FEATURES

- Largest Capacity — 24.3 Cu. Ft. Capacity Offers Three Times More Total Drying Space
- Two-In-One Dryer

BUILT-TO-LAST™ FEATURES

- Maytag® 5-Year Dependable Performance™ Warranty On LED Touch-Pad Controls
- DuraCushion™ Dryer Drum
- Seamless, One-Piece Upper Cabinet Liner



Saves Up To \$250 Each Year In Dry Cleaning

Savings are based on an average dry cleaning cost to refresh at \$6 per item, four items per month.



Prevents Shrinkage

Helps eliminate the unavoidable shrinkage that results from tumble-drying.



Removes Odors

Steam and optimum temperatures grab odors, while gentle airflow removes them. Use a dryer sheet to add fragrance.



For additional feature information, see specifications chart on page 93.

Maytag® Compact Front-Load Laundry

Compact In Size — Not Capacity.

STANDARD FEATURES YOU DEPEND ON FROM MAYTAG

WASHER FEATURES

- Front-Panel Electronic Controls
- TurboClean Wash System
- Large Capacity (2.4 Cu. Ft.)
- 22 Cycles
- Wrinkle Control, Delicates, Hand Washables And Quick Cycles
- Extra Rinse, Rinse Only And Rinse & Spin Options
- 1,200-rpm Spin Speed
- 5 Water Temperature Combinations

- Automatic Temperature Control
- IntelliFill™ Water Level Sensor
- Automatic Detergent, Bleach And Fabric Softener Dispenser
- Up To 19-Hour Delay Wash
- QuietSeries™ 300 Sound Package

DRYER FEATURES

- Front-Panel Electronic Controls
- GentleBreeze™ Drying System
- Large Capacity

- AutoDry Dryness Sensor
- Wrinkle Release And Air Fluff Cycles; Wrinkle Prevent And Cool-Down
- Damp Dry And Time Dry Cycles
- Reversible Door
- Stacking Kit Available (MAL2424AXX)
- QuietSeries™ 300 Sound Package

BUILT-TO-LAST™ FEATURES

- Lifetime Stainless Steel Wash Basket
- Stainless Steel Dryer Drum



Flexible Under-Counter Or Stacked Installation

Measuring just 23½" wide, 24" deep and 33¼" high*, the new Maytag® compact front-load washer and dryer fit in tight spaces to take up even less of your precious floor space.

*With 7/8" adjustable leveling legs. Actual dryer depth: 23¾". Control panel adds 2" to washer depth.

Compact In Size — Not Capacity

They save space on the outside, but inside, the compact front-load washer and dryer can easily handle your everyday-sized loads — they each hold up to 16 bath towels.

Saves You Money
High-efficiency wash system saves up to \$145 in water and energy every year.**

**Based on D.O.E. test method compared to a competitive conventional washer, 10 loads per week, average water and sewer rates, 2000 electrical energy rate and dryer savings. Savings will vary depending on utility rates, model replaced and usage.

Keeps Clothes Like New
TurboClean wash system features unique waterfall baffles that scoop and shower water onto laundry to remove tough stains while sparing clothes the wear and tear.



STAINLESS WASH BASKET

MAH2400 HIGH-EFFICIENCY WASHER
Color: White



STAINLESS DRYER DRUM

MDE2400 DRYER
Color: White



Flexible Configuration†



Ol' Lonely®

For additional feature information, see specification charts on pages 94 and 95.

†Requires stacking kit MAL2424AXX.

Maytag® Atlantis® Laundry

Outstanding Cleaning You Can Depend On For Years.



STANDARD FEATURES YOU DEPEND ON FROM MAYTAG

WASHER FEATURES

- HydroClean™ Wash Action
- XL Capacity (3.2 Cu. Ft.)
- Exclusive TurboRinse™ System
- Regular/Whites, Permanent Press, Delicates And Handwash Cycles
- Extra Rinse Option
- Automatic Fabric Softener Dispenser
- Bleach Dispenser
- Exclusive Easy-Access Sloped Front With Extra-Large Lid

DRYER FEATURES

- GentleBreeze™ Drying System
- XL Capacity
- Adjustable Degree Of Dryness
- Permanent Press Cycle
- Wrinkle Release
- Time Dry, Air Fluff And Damp Dry Cycles
- Delicate Temperature Setting
- Exclusive Easy-Access Sloped Front With Extra-Large Reversible Door

BUILT-TO-LAST™ FEATURES

- Heavy-Duty Lifetime Tub™ Warranty
- Premium Porcelain-Enamel Top And Lid
- DuraCushion™ Dryer Drum
- Heat-Resistant Air Seals

Built To Last For Years

Depend on commercial-quality parts and features to keep your Maytag® washer and dryer working for years.

† Ask for details.

XL Capacity

3.2 cu. ft. capacity allows you to wash more clothes in a single load — including bulky towels — to save time.

HydroClean™ Wash System With Exclusive TurboRinse™ System

Unique wash action features a specially designed agitator and three-way residue removal TurboRinse™ system for outstanding cleaning.



MAV9750 WASHER



Standard Features Plus:

- 301 Premium-Grade Stainless Steel Washtub
- HydroFlex™ Plus Agitator
- CorrecTemp™ Control Option
- Infinite Water Levels
- 7 Temperature Combinations
- Prewash And Presoak Options

- Soak Only, Quick Wash, Cottons/Colors And Sweaters Cycles
- Extended Spin Option
- Spot-Treat With Finger Faucet
- Quiet Plus II Sound Package

Colors: White, Bisque



MAV8551 WASHER



Standard Features Plus:

- 301 Premium-Grade Stainless Steel Washtub
- HydroFlex™ Plus Agitator
- CorrecTemp™ Control Option
- Infinite Water Levels
- 7 Temperature Combinations

- Prewash Option
- Soak Only, Quick Wash And Cottons/Colors Cycles
- Quiet Plus II Sound Package

Colors: White, Bisque



SAVE \$70 PER YEAR*
MAV7504E WASHER

Standard Features Plus:

- HydroFlex™ Plus Agitator
- CorrecTemp™ Control
- 5 Water Levels
- 4 Temperature Combinations
- Prewash And Presoak Options

- Soak Only, Quick Wash And Cottons/Colors Cycles
- Quiet Plus II Sound Package

Color: White



MDE/G8400 DRYER

Standard Features Plus:

- IntelliDry® Sensor
- Infinite Temperature Settings
- Extended Tumble
- Dryel® Cycle

- Easy-Storage Drying Rack
- Ultra Care Temperature Setting
- Quiet Plus Sound Package

Colors: White, Bisque

Dryel® is a registered trademark of Procter & Gamble.



SAVE \$70 PER YEAR*
MAV9504E WASHER

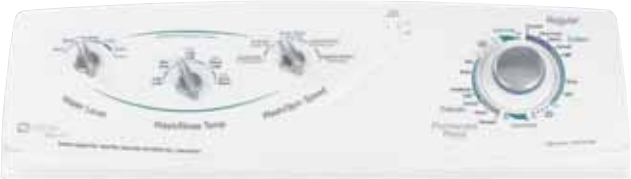


Standard Features Plus:

- 301 Premium-Grade Stainless Steel Washtub
- HydroFlex™ Plus Agitator
- CorrecTemp™ Control
- Infinite Water Levels
- 4 Temperature Combinations
- Prewash And Presoak Options

- Soak Only, Quick Wash, Cottons/Colors And Sweaters Cycles
- Spot-Treat With Finger Faucet
- Quiet Plus III Sound Package

Colors: White, Bisque



MAV7551 WASHER

Standard Features Plus:

- HydroFlex™ Plus Agitator
- CorrecTemp™ Control
- 5 Water Levels
- 5 Temperature Combinations
- Prewash Option

- Soak Only, Quick Wash And Cottons/Colors Cycles
- Quiet Plus Sound Package

Colors: White, Bisque



MAV6451 WASHER

Standard Features Plus:

- HydroFlex™ Agitator
- 4 Water Levels

- 4 Temperature Combinations
- Quiet Pack Sound Package

Colors: White, Bisque



MDE/G7400 DRYER

Standard Features Plus:

- IntelliDry® Sensor
- 4 Temperature Settings

- Quiet Pack Sound Package

Colors: White, Bisque



MDE/G6400 DRYER

Standard Features Plus:

- Automatic Dryness Sensor
- 4 Temperature Settings

- Quiet Pack Sound Package

Colors: White, Bisque

* Compared to an average conventional washer. Based on D.O.E. test method with average conventional washer, 10 loads per week, average water and sewer rates and 2000 electrical energy rate. Savings will vary depending on utility rates, model replaced and usage.

For additional feature information, see specification charts on pages 94 and 95.

Maytag® Laundry

Outstanding Cleaning You Can Depend On For Years.

STANDARD FEATURES YOU DEPEND ON FROM MAYTAG

WASHER FEATURES

- DependableClean™ Wash System
- XL Capacity (3.3 Cu. Ft.)
- Regular, Wrinkle-Free Fabrics And Delicates Cycles
- Extended Spin
- Bleach And Fabric Softener Dispensers
- Extra-Large Lid Opening
- SturdySpin™ Suspension System

DRYER FEATURES

- GentleBreeze™ Drying System
- XXL Capacity (7.1 Cu. Ft.)
- Time Dry, Wrinkle-Free Fabrics And Air Fluff Cycles
- Delicate Temperature Setting
- Extra-Large Reversible Door

BUILT-TO-LAST™ FEATURES

- Heavy-Duty Lifetime Tub™ Warranty
- Powder-Coat Finish On Top And Lid
- DuraCushion™ Dryer Drum



Built To Last For Years

Depend on commercial-quality parts and features to keep your Maytag® washer and dryer working for years.

† Ask for details.

XL Capacity

3.3 cu. ft. capacity allows you to wash more clothes in a single load — including bulky towels — to save time.

DependableClean™ Wash System

Special agitator and four-part wash system washes away dirt and removes residue.



SAV5910E WASHER

Standard Features Plus:

- Premium-Grade Stainless Steel Washtub
- HydroFlex™ Agitator

- 6 Temperature Combinations
- 25 Cycles
- Quiet Plus Sound Package

Color: White



SAV3655 WASHER

Standard Features Plus:

- FlexCare™ Agitator
- 4 Water Levels
- 4 Temperature Combinations

- 22 Cycles
- Quiet Pack Sound Package

Color: White



SDE/G4606 DRYER

Standard Features Plus:

- IntelliDry® Sensor
- Variable Temperature Settings
- Ultra Care Temperature Setting
- 12 Cycles

- Damp Dry Cycle
- Wrinkle Release
- Extended Tumble Option
- Quiet Plus Sound Package

Color: White



SDE/G2606 DRYER

Standard Features Plus:

- Automatic Dryness Sensor
- 3 Temperature Settings
- 7 Cycles

Color: White



SAV5710 WASHER

Standard Features Plus:

- Premium-Grade Stainless Steel Washtub
- HydroFlex™ Agitator

- 4 Temperature Combinations
- 25 Cycles
- Quiet Plus Sound Package

Color: White



SAV2655 WASHER

Standard Features Plus:

- FlexCare™ Agitator
- 4 Water Levels
- 4 Temperature Combinations

- 13 Cycles
- Quiet Pack Sound Package

Color: White



SDE/G3606 DRYER

Standard Features Plus:

- Automatic Dryness Sensor
- 4 Temperature Settings
- 12 Cycles
- Damp Dry Cycle
- Wrinkle Release

- Extended Tumble Option
- Quiet Plus Sound Package

Colors: White, Bisque

ALSO AVAILABLE LSE/G7806 MAYTAG® STACKED WASHER AND DRYER

A full-size washer and dryer pair in half the floor space.

Features:

- DependableClean™ Wash System
- Bleach And Fabric Softener Dispensers
- GentleBreeze™ Drying System
- Large Capacity

Colors: White, Bisque



SAV4655E WASHER

Standard Features Plus:

- FlexCare™ Agitator
- 4 Temperature Combinations

- 25 Cycles
- Quiet Plus Sound Package

Colors: White, Bisque



SAV2555 WASHER

Standard Features Plus:

- FlexCare™ Agitator
- 4 Water Levels
- 4 Temperature Combinations

- 10 Cycles
- Quiet Pack Sound Package

Color: White

For additional feature information, see specification charts on pages 94 and 95.



Maytag™ Cordless Irons

Go Cordless, And Nothing Gets In Your Way!


STANDARD FEATURES YOU DEPEND ON FROM MAYTAG

- | | | |
|--|--|--|
| <ul style="list-style-type: none">• 1,440 Watts — Iron Heats Up Quickly And Stays Hot• Docking Cradle With Auto-Retractable Cord• Heat-Resistant Therma-Dome™ Storage Case | <ul style="list-style-type: none">• Removable QuickFill™ Transparent Water Reservoir• Cuff Press• Powerful Burst Of Steam• Cool Misting Spray | <ul style="list-style-type: none">• Automatic Shutoff• Comfort No-Slip Handle• Self-Cleaning And Anti-Drip |
|--|--|--|



Cordless Convenience

With the Maytag™ Cordless Iron, only the docking cradle is plugged in. Nonslip ergonomic handle is designed for left- or right-handed ironing.



Packed With Power

Fully heats in just two minutes and re-energizes in the docking cradle to maintain temperature. 1,440 watts of power deliver high performance and the best steam output for easier, more effective ironing.



Performance That Shows

Cuff press gets into hard-to-reach cuffs and collars. And model MLI7500 features a nonstick titanium soleplate — virtually nothing will stick to it.



MLI7500

- Standard Features Plus:**
- Ultrasmooth™ Titanium Soleplate
 - AccuTemp™ Electronic Temperature Control



MLI7000

- Standard Features Plus:**
- Tempraglide™ Stainless Steel Soleplate
 - Adjusti-Temp™ Dial Temperature Control



Easy To Use

The removable QuickFill™ transparent water reservoir makes refilling fast and easy. Plus, the Maytag™ Cordless Iron is self-cleaning and anti-drip, and it safely shuts off if left unattended.

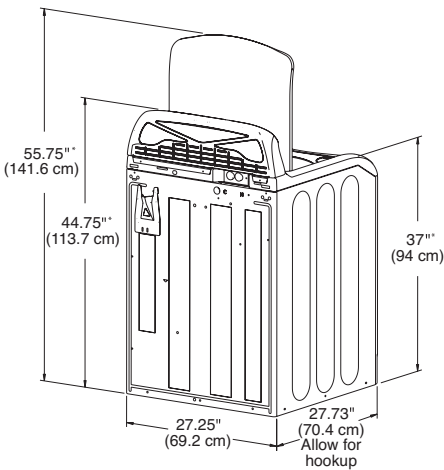


Therma-Dome™ Storage Case

The heat-resistant Therma-Dome™ storage case is the ultimate in convenience — you can put the iron away hot and forget about it.

	Maytag® Neptune® Top-Load Washers		Maytag® Neptune® Front-Load Washers					Maytag® Neptune® Super Stack™ Washer
Models	FAV9800	FAV6800	MAH9700	MAH8700	MAH7500	MAH6500	MAH5500	MLE/G2000
FEATURES								
ENERGY STAR®-Qualified	★	★	★	★	★	★	★	★
Capacity — cu. ft.	3.5	3.5	3.81	3.81	3.34	3.34	3.34	3.34
Controls	LCD	LED	LED	LED	LCD	LED	LED	Push-Button
Control Location	Rear-Panel	Rear-Panel	Front-Panel	Front-Panel	Rear-Panel	Rear-Panel	Rear-Panel	Front-Panel
Stainless Steel Washtub	■	■	■	■	■	■	■	■
Motor Speed	Infinite	Infinite	Infinite	Infinite	Infinite	Infinite	Infinite	Infinite
Speed Combinations	Infinite	Infinite	Infinite	Infinite	Infinite	Infinite	Infinite	Infinite
TumbleClean™ Wash System	■	■	■	■	■	■	■	■
TurboClean Wash System	■	■	■	■	■	■	■	■
MaxExtract™ Spin Option — RPM	1,000	850	1,200	1,100	1,000	1,000	800	■
IntelliFill™ Water Level Sensor	■	■	■	■	■	■	■	■
Water Temp. Combinations	8	5	6	5	8	8	4	4
AutoTemp™ Internal Water Heater	■	■	■	■	■	■	■	■
Automatic Temp. Control/ CorrecTemp™ Control	■	■	■	■	■	■	■	■
Warm Rinse Option	■	■	■	■	■	■	■	■
Extra Rinse Option	■	■	■	■	■	■	■	■
Delay Wash Option	12-Hour	9-Hour	19-Hour	12-Hour	12-Hour	9-Hour	9-Hour	■
Favorite Cycles	■	■	■	■	■	■	■	■
Cycle Library™	■	■	■	■	■	■	■	■
StainBrain™ Guide	■	■	■	■	■	■	■	■
Delicates Cycle	■	■	■	■	■	■	■	■
Hand Washables Cycle	■	■	■	■	■	■	■	■
Presoak/Pretreat Cycle	■	■	Pre-wash	Pre-wash	■	■	■	■
Wrinkle Control/Wrinkle-Free Cycle	■	■	■	■	■	■	■	■
Colors Cycle	■	■	■	■	■	■	■	■
Enviro Plus Cycle	■	■	■	■	■	■	■	■
Stain Treat Option	■	■	■	■	■	■	■	■
Sanitary Cycle	■	■	■	■	■	■	■	■
Bleach Dispenser	■	■	■	■	■	■	■	■
Fabric Softener Dispenser	■	■	■	■	■	■	■	■
Auto Detergent Dispenser	■	■	■	■	■	■	■	■
End-Of-Cycle Signal	Adjustable	Adjustable	Adjustable	Adjustable	Adjustable	Adjustable	Adjustable	■
Trilingual Touchscreen	■	■	■	■	■	■	■	■
Quick Setting/Quick Wash	■	■	■	■	■	■	■	■
Time Remaining Indicator	■	■	■	■	■	■	■	■
Easy Access	■	■	■	■	■	■	■	■
QuietSeries™ Sound Package	400	300	400	300	300	300	300	300
Self-Cleaning Lint Removal	System	System	System	System	System	System	System	System
Color Availability:								
White	■	■	■	■	■	■	■	■
Bisque	■	■	■	■	■	■	■	■

MAYTAG® NEPTUNE® TOP-LOAD WASHERS
(FAV9800, FAV6800)



MAYTAG® NEPTUNE® TOP-LOAD WASHERS

MOTOR: ¾ HP, 120-volt, 60 Hz, variable-speed, controlled-induction motor.

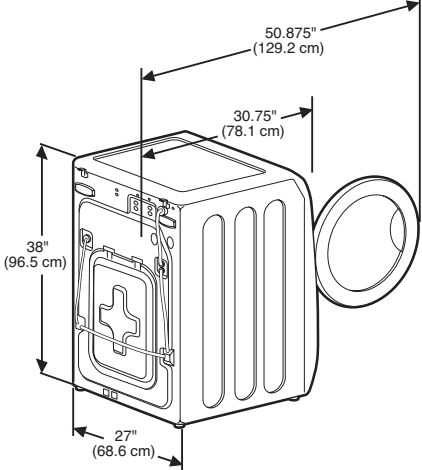
HOSE LENGTH: Inlet: 4 feet (1.22 m); drain: 4 feet (1.22 m).

INSTALLATION REQUIREMENTS: Hot and cold water connections with water pressure within 30 – 120 p.s.i. (207 – 827 KPa) range; 120°F to 140°F hot water; a drain; a 120-volt, 60 Hz electrical outlet properly grounded and protected by a 15-amp fuse. Individual branch circuit serving only the washer is recommended.

WEIGHTS (Crated/Uncrated): 182 lbs. (82.6 kg)/168 lbs. (76.2 kg).

*Dimensions include fully extended legs. Legs can be lowered 0.82" (2.1 cm).

MAYTAG® NEPTUNE® FRONT-LOAD WASHERS
(MAH9700, MAH8700)



MAYTAG® NEPTUNE® FRONT-LOAD WASHERS

MOTOR:
MAH9700 – .92HP, 120-volt, 60 Hz, variable-speed, direct drive motor.
MAH8700 – ¾ HP, 120-volt, 60 Hz, variable-speed, controlled induction motor.

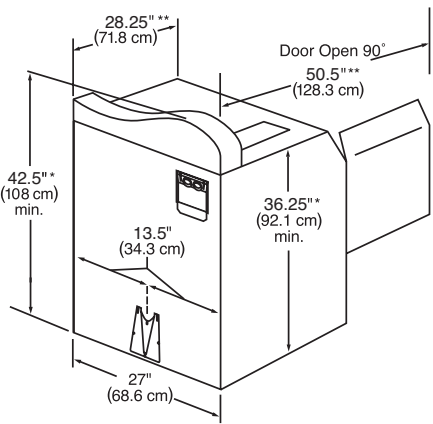
HOSE LENGTH: Inlet: 4 feet (1.22 m); drain: 4 feet (1.22 m).

INSTALLATION REQUIREMENTS: Hot and cold water connections with water pressure within 30 – 120 p.s.i. (207 – 827 KPa) range; 120°F to 140°F hot water; a drain; a 120-volt, 60 Hz electrical outlet properly grounded and protected by a 15-amp fuse. Individual branch circuit serving only the washer is recommended.

WEIGHTS (Crated/Uncrated):
MAH9700 – 207 lbs. (93.9 kg)/197 lbs. (89.4 kg).
MAH8700 – 192 lbs. (87.1 kg)/182 lbs. (82.6 kg).

*Dimensions include fully extended legs. Legs can be lowered 0.82" (2.1 cm).

MAYTAG® NEPTUNE® FRONT-LOAD WASHERS
(MAH7500, MAH6500, MAH5500)



MAYTAG® NEPTUNE® FRONT-LOAD WASHERS

MOTOR: 170-volt, DC, 60 Hz, 3-phase, reversible.

HOSE LENGTH: Inlet: 4 feet (1.22 m); drain: 4 feet (1.22 m).

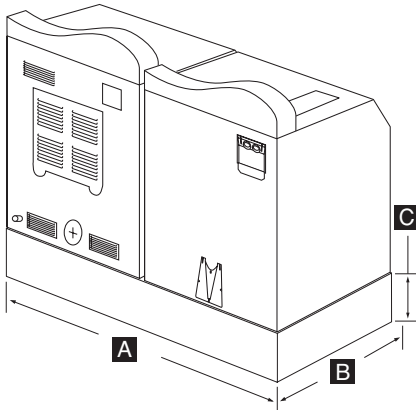
INSTALLATION REQUIREMENTS: Hot and cold water connections with water pressure within 30 – 120 p.s.i. (207 – 827 KPa) range; 120°F to 140°F hot water; a drain; a 120-volt, 60 Hz electrical outlet properly grounded and protected by a 15-amp fuse.

WEIGHTS (Crated /Uncrated): 200 lbs. (91 kg)/180 lbs. (82 kg).

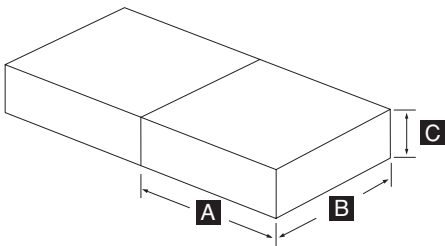
* Dimensions will vary according to adjustment of leveling legs.

** Includes ¾" (1.9 cm) for hinge on back of washer.

MAYTAG® NEPTUNE® PEDESTAL MAL2000AXW/MAL2000AXQ



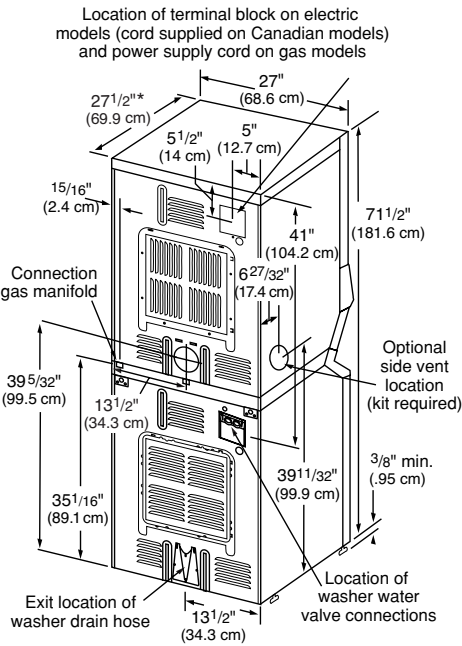
MAYTAG® NEPTUNE® PEDESTAL MAL1800AXW



	MAL1800AXW	MAL2000AXW/MAL2000AXQ
For Models	MAH9700, MAH8700 MDE/G9700	MAH7500, MAH6500 MAH5500
A – in. (cm.)	27 (68.6)	55 (139.7)
B – in. (cm.)	28.5 (72.4)	28 (71.1)
C – in. (cm.)	14.5 – 15.5 (36.8 – 39.4)	8.5 – 9.5 (21.6 – 24.1)
Weight (Uncrated)	46.5 lbs. (21.1 Kg.)	62 lbs. (28 Kg.)

MATERIALS:
12-gauge steel; epoxy powder-coated finish.

MAYTAG® NEPTUNE® SUPER STACK™
WASHER AND DRYER



*Depth including timer knobs is 29" (73.7 cm).

NEPTUNE® SUPER STACK™ WASHER

MOTOR: 3-phase, reversible, high-efficiency, switched-reluctance motor.

ELECTRICAL REQUIREMENT: 120-volt, 60 Hz (supplied through dryer cord).

WATER PRESSURE: 20 – 120 p.s.i. (138 – 827 KPa).

REQUIRED HOT WATER TEMPS: 120°F – 140°F .

HOSE LENGTHS:
Inlet: 4 feet (1.22 m).
Drain: 4 feet (1.22 m).

LEVELING LEGS: Adjustable, to level unit for proper installation.

NEPTUNE® SUPER STACK™ DRYER

MOTOR: ¼ HP, 120-volt, 60 Hz, single-phase, thermoprotected against overload, auto-reset.

AIRFLOW: 220 cubic feet (6.2 cu. m) per minute.

EXHAUST: Use a minimum of 4" (10.2 cm) diameter rigid aluminum or galvanized-steel duct. Never use plastic, nonmetal or combustible duct.

HEATING ELEMENT (MLE Model): Nichrome helix coil.

ELECTRICAL RATING (MLE Model):
240-volt, AC, 60 Hz, draws approximately 5,900 watts overall.

FUSE REQUIREMENTS:
MLE Model: 30-amp.
MLG Model: 15-amp.

SINGLE-PORT BURNER (MLG Model): Automatic electric burner with automatic ignition.

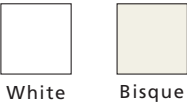
GAS RATING (MLG Model): 22,000 BTU/hr. for the drying chamber.

AUTOMATIC PRESSURE REGULATOR (MLG Model): Self-adjusting valve automatically compensates for variations in gas pressure.

LEVELING LEGS: Adjustable, to level unit for proper installation.

WEIGHTS (Entire Unit Crated/Uncrated): 356 lbs. (161.5 kg)/326 lbs. (147.9 kg).

Exterior
Color Options



Models FAV9800, FAV6800, MAH9700,
MAH8700, MAH7500, MAH6500,
MAH5500 and MLE/G2000

Maytag® Neptune®
Drying Center

Model	MCE/G8000
UPPER DRYING CABINET FEATURES	
Capacity — cu. ft.	17.3
Controls	LED
BreezeCare™ Drying System	■
Dry Clothes Cycle	■
Refresh Cycle	■
Low Temperature	■
Extra-Low Temperature	■
Wrinkle Release Option	■
Remove Odor Option	■
Add Fragrance Option	■
Time Remaining Indicator	■
Cycle Status Indicator	■
Adjustable Time	■
WrinkleRelease™ Rod	■
Removable Mesh Shelves	5
ShapeSaver™ Hangers	3'
Accessory Door Hooks	4
Dryer Sheet Caddy	■
Water Bottle	■
Interior Cabinet Light	■
Shelf Storage Hanger	■
End-Of-Cycle Signal	Adjustable
TUMBLE DRYER FEATURES	
Capacity — cu. ft.	7.0
Controls	LED
GentleBreeze™ Drying System	■
IntelliDry® Sensor	■
Temperature Settings	4
Sensor Dry Cycle	■
Time Dry Cycle	■
Air Fluff Cycle	■
Wrinkle Release Cycle	■
Wrinkle Prevent Option	■
Damp Dry Signal	■
Time Remaining Indicator	■
Cycle Status Indicator	■
End-Of-Cycle Signal	Adjustable
Reversible Door	■
High-Capacity Blower	■
Drum Light	■
DuraCushion™ Dryer Drum	■
Electric Dryer Venting Directions	2
Gas Dryer Venting Directions	2
QuietSeries™ Sound Package	400

Technical drawing of the Maytag® Neptune® DRYING CENTER showing dimensions in inches and centimeters:

- Top width: 43.375" (110.2 cm)
- Top depth: 38.5" (97.8 cm)
- Left side depth: 30 cm
- Right side depth: 37" (94.0 cm)
- Right side depth (lower section): 33.375" (84.8 cm)
- Right side depth (lower section): 16.75" (42.5 cm)
- Bottom width: 50.25" (127.6 cm)
- Bottom depth: 29" (73.7 cm)
- Bottom depth (lower section): 13.5" (34.3 cm)
- Bottom depth (lower section): 20.9" (53.1 cm)
- Bottom depth (lower section): 33.5" (85.1 cm)
- Bottom depth (lower section): 8.895" (22.5 cm)
- Bottom depth (lower section): 4" (10.1 cm)
- Bottom depth (lower section): 3" (7.6 cm)
- Bottom depth (lower section): 25.5" (64.8 cm)

UPPER MOTOR: 65W, 120-volt, 60 Hz, single-phase, thermoprotected against overload, automatic reset.

LOWER MOTOR: 245W, 120-volt, 60 Hz, single-phase, thermoprotected against overload, automatic reset.

UPPER CABINET AIRFLOW: 80 cubic feet (2.3 cu. m) per minute.

TUMBLE DRYER AIRFLOW: 175 cubic feet (5.0 cu. m) per minute.

EXHAUST: Use a minimum of 4" (10.2 cm) diameter rigid aluminum or galvanized-steel duct. Never use plastic, nonmetal or combustible duct.

UPPER HEATING ELEMENT (Both Models): Tubular heater, 1,200W, 10A.

TUMBLE DRYER HEATING ELEMENT (MCE Model): Open coil; 4,800W, 21A when using tumbler only; 3,300W, 14A when using tumbler and upper cabinet.

SINGLE-PORT BURNER (MCG Model): Automatic electric burner with automatic ignition.

AUTOMATIC PRESSURE REGULATOR (MCG Model): Self-adjusting valve automatically compensates for variations in gas pressure.

ELECTRICAL RATING (MCE Model):
240-volt, AC, 60 Hz, draws approximately 5,100W overall.


ELECTRICAL RATING (MCG Model):
120-volt, AC, 60 Hz, draws approximately 1,700W overall.

GAS RATING (MCG Model): 18,000 BTU/hr. for tumble dryer.

FUSE REQUIREMENTS: MCE model: 30A. MCG model: 20A.

LEVELING LEGS: Adjustable to level unit for proper installation.

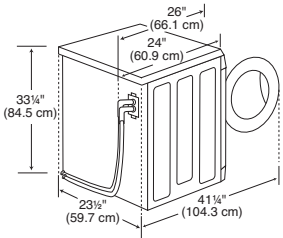
WEIGHTS (Crated/Uncrated):
273 lbs. (124 kg)/241 lbs. (109 kg).



MOTOR: MDE/G9700 — ½ HP, 120-volt, 60 Hz, single-phase, thermally protected against overload, auto-reset. All other models are ¼ HP, 60 Hz.	HEAT SOURCE/ELECTRICAL REQUIREMENTS: Electric model — 5,300-watt nichrome helix coil; 240-volt, AC, 60 Hz; 30-amp fuse. Gas model — Single-port burner with automatic electric ignition; 22,000 BTU/hr., 15-amp fuse. Self-adjusting valve automatically compensates for variations in gas pressure.
EXHAUST: Use a minimum of 4" (10.2 cm) diameter rigid aluminum or galvanized-steel duct. Never use plastic, nonmetal or combustible duct.	WEIGHTS (Crated / Uncrated): MDE/G9700 — 138 lbs. (62.6 kg) / 128 lbs. (58.1 kg). All other models — 145 lbs. (66 kg) / 130 lbs. (59 kg).

	Maytag® Compact Front-Load Washer	Maytag® Atlantis® Washers						Maytag® Washers						Maytag® Stacked Washer
Models	MAH2400	MAV9570	MAV9504E	MAV8551	MAV7551	MAV7504E	MAV6451	SAV5910E	SAV5710	SAV4655E	SAV3655	SAV2655	SAV2555	LSE/G7806
FEATURES														
ENERGY STAR®-Qualified	★		★			★		★		★				
Capacity — cu. ft.	2.4	3.2	3.2		3.2	3.2	3.2	3.2	3.2	3.3	3.3	3.3	3.3	2.5
Controls	LED	Rotary	Rotary	Rotary	Rotary	Rotary	Rotary	Rotary	Rotary	Rotary	Rotary	Rotary	Rotary	Rotary
Wash tub	Stainless Steel	Stainless Steel	Stainless Steel	Stainless Steel	Polymer	Polymer	Polymer	Stainless Steel	Stainless Steel	Polymer	Polymer	Polymer	Polymer	Porcelain
HydroFlex™ Agitator		Plus	Plus	Plus	Plus	Plus								
FlexCare™ Agitator														
Motor Speed	Universal	Two-Speed	Two-Speed	Two-Speed	Two-Speed	Two-Speed	Two-Speed	Two-Speed	Two-Speed	Two-Speed	Two-Speed	Two-Speed	Two-Speed	One-Speed
Speed Combinations	4	6	6	5	5	5	4	4	4	4	4	3	3	
TurboClean Wash System														
HydroClean™ Wash System														
DependableClean™ Wash System														
TurboRinse™ System														
PureClean™ Rinse System														
Extended Spin														
Water Level Control	IntelliFill™	Infinite	Infinite	Infinite	5	5	4	Infinite	Infinite	Infinite	4	4	4	3
Water Temp. Combinations	5	7	4	7	5	4	4	6	4	4	4	4	4	3
Automatic Temp. Control/CorrecTemp™ Control														
Warm Rinse Option														
Extra Rinse Option														
Delay Wash Option	19-Hour													
Delicates Cycle														
Handwash Cycle														
Presoak/Pretreat Cycle														
Prewash Cycle														
Soak Only Cycle														
Permanent Press/Wrinkle-Free Cycle														
Colors Cycle														
Cottons/Colors Cycle														
Sweaters Cycle														
Quiet Cycle Select														
Spot-Treat With Finger Faucet														
Bleach Dispenser														
Fabric Softener Dispenser														
Detergent Dispenser														
End-Of-Cycle Signal	Chime	Remind						On/Off	On/Off	On/Off	On/Off			
Quick Setting/Quick Wash														
Easy Access														
Self-Cleaning Lint Removal System														
Six-Point Suspension System														
SturdySpin™ Suspension System														
Rear Self-Levelers														
Sound Package	QuietSeries™ 300	Quiet Plus II	Quiet Plus III	Quiet Plus II	Quiet Plus	Quiet Plus II	Quiet Pack	Quiet Plus	Quiet Plus	Quiet Plus	Quiet Pack	Quiet Pack	Quiet Pack	Quiet Pack
Color Availability:														
White														
Bisque														

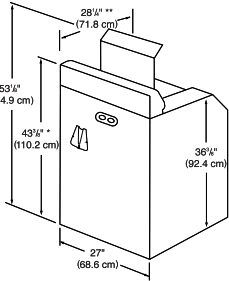
MAYTAG® COMPACT FRONT-LOAD WASHER



MAYTAG® COMPACT FRONT-LOAD WASHER

HEIGHT — IN. (CM): 33 1/4" (84.5)
WIDTH — IN. (CM): 23 1/2" (59.7)
DEPTH — IN. (CM): 24 (61)
DEPTH (WITH DOOR OPEN) — IN. (CM): 41 1/4" (104.3)
MOTOR: 1/2 HP, 120-volt, 60 Hz.

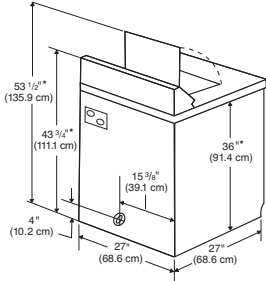
MAYTAG® ATLANTIS® WASHERS



MAYTAG® ATLANTIS® WASHERS

MOTOR: 1/2 HP, 120-volt, 60 Hz, single-phase, thermally protected against overload, auto-reset.
HOSE LENGTH: Inlet: 4 feet (1.22 m); drain: 4 feet (1.22 m).
INSTALLATION REQUIREMENTS: Hot and cold water connections with water pressure within 30 – 120 p.s.i. (207 – 827 KPa) range; 120°F to 140°F hot water; a drain; a 120-volt, 60 Hz electrical outlet properly grounded and protected by a 15-amp fuse.
WEIGHTS (Crated/Uncrated): 168 lbs. (76.4 kg)/152 lbs. (69.1 kg).

MAYTAG® WASHERS



MAYTAG® WASHERS

MOTOR: 1/2 HP rated, 120-volt, 60 Hz, reversible, thermally protected against overload, auto-reset.
HOSE LENGTH: Inlet: 4 feet (1.22 m); drain: 4 feet (1.22 m).
INSTALLATION REQUIREMENTS: Hot and cold water connections with water pressure within 30 – 120 p.s.i. (207 – 827 KPa) range; 120°F to 140°F hot water; a drain; a 120-volt, 60 Hz electrical outlet properly grounded and protected by a 15-amp fuse.
WEIGHTS (Crated/Uncrated): 200 lbs. (91 kg)/175 lbs. (80 kg).



Models MAV9504E, MAV7504E, SAV5910E, SAV4655E and MAH2400

Exterior Color Options



* Dimensions will vary according to adjustment of leveling legs.
**Includes 3/4" (1.9 cm) for hinge on back of washer.

Please note: All models listed here may not be available from every Maytag dealer.

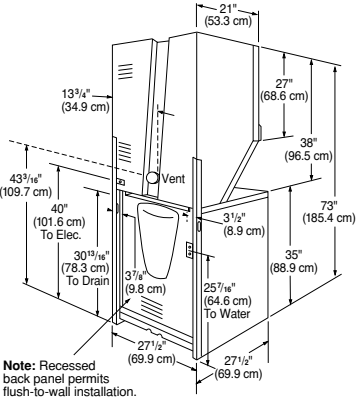
Because of continuing product improvement, Maytag reserves the right to change specifications without notice.

All Maytag® appliances are UL-, AGA-, CSA- or CGA-approved.

Dimensional specifications are for planning purposes only. For complete details, see installation instructions packed with product.

Gas dryer dimensions are shown. Electric dryer dimensions are identical to the gas models. Electric models do not have the gas manifold connections or the power cord. Terminal block on electric models only.

MAYTAG® STACKED WASHER AND DRYER



Note: Recessed back panel permits flush-to-wall installation.

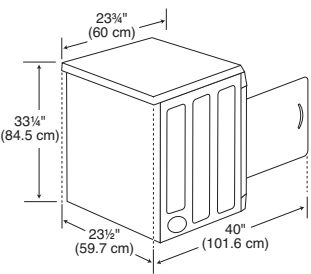
MAYTAG® SUPER STACK™ WASHER

MOTOR: 1/2 HP rated, reversible, thermoprotected against overload, automatic reset.
ELECTRICAL REQUIREMENT: 120-volt, 60 Hz (supplied through dryer cord).
FUSE REQUIREMENTS: 15-amp.
WATER PRESSURE: 20 – 120 p.s.i. (138 – 827 KPa).
REQUIRED HOT WATER TEMPS: 120°F to 140°F.
HOSE LENGTHS: Inlet Hose: 5 feet (1.5 m). Drain Hose: 4 feet (1.2 m).

MAYTAG® SUPER STACK™ DRYER

MOTOR: 1/2 HP rated, 120-volt, 60 Hz, thermoprotected against overload, automatic reset.
AIRFLOW: 180 cubic feet (5.1 cu. m) per minute.
EXHAUST: 4 in. (10.2 cm) duct permits a max. of 54 ft. (16.5 m) rigid aluminum ductwork. Never use plastic, nonmetal or combustible duct.
HEATING ELEMENT (LSE Model): Nichrome helix coil.
ELECTRICAL RATING (LSE Model): 240-volt, AC, 60 Hz, draws approximately 4,600 watts overall.
FUSE REQUIREMENTS: LSE Model: 30-amp LSG Model: 15-amp.
SINGLE-PORT BURNER (LSG Model): Electric ignition, automatic shut-off.
GAS RATING (LSG Model): 18,000 BTU/hr. for the drying chamber.
AUTOMATIC PRESSURE REGULATOR (LSG Model): Self-adjusting valve automatically compensates for variations in gas pressure.
LEVELING LEGS: Adjustable, to level unit for proper installation.
WEIGHTS (Entire Unit Crated/Uncrated): 370 lbs. (167.8 kg)/340 lbs. (154.2 kg).

MAYTAG® COMPACT DRYER



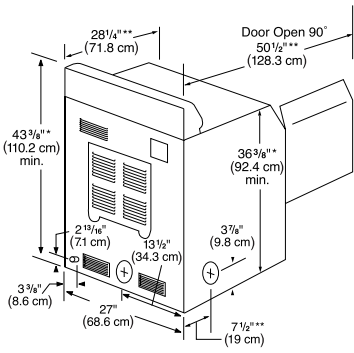
MAYTAG® COMPACT DRYER

HEIGHT — IN. (CM): 33 1/4" (84.5)
WIDTH — IN. (CM): 23 1/2" (59.7)
DEPTH — IN. (CM): 23 1/2" (60)
DEPTH (WITH DOOR OPEN) — IN. (CM): 40 (101.6)
MOTOR: 1/2 HP, 240-volt, 60 Hz.
EXHAUST: Use a minimum of 4" (10.2 cm) diameter rigid aluminum or galvanized-steel duct. Never use plastic, nonmetal or combustible duct.

	Maytag® Compact Dryer	Maytag® Atlantis® Dryers			Maytag® Dryers			Maytag® Stacked Dryer
Models	MDE2400	MDE/G8400	MDE/G7400	MDE/G6400	SDE/G4606	SDE/G3606	SDE/G2606	LSE/G7806
FEATURES								
Capacity — cu. ft.	3.7	6.0	6.0	6.0	7.1	7.1	7.1	4.7
Controls	LED	Rotary	Rotary	Rotary	Rotary	Rotary	Rotary	Rotary
GentleBreeze™ Drying System	■	■	■	■	■	■	■	■
Dryness Sensor	AutoDry	IntelliDry®	IntelliDry®	Automatic	IntelliDry®	Automatic	Automatic	Automatic
Moisture Monitor/Sensor		■	■		■			
Adjustable Degree Of Dryness		■	■	■	■	■	■	■
Temperature Settings	3	Infinite	4	4	Variable	4	3	3
Time Dry Cycle	■	■	■	■	■	■	■	■
Air Fluff Cycle	■	■	■	■	■	■	■	■
Damp Dry Cycle	■	■	■	■	■	■		
Extended Tumble/Wrinkle Out	■	■			■	■		
Wrinkle Release	■	■	■	■	■	■		■
Permanent Press/ Wrinkle-Free Cycle		■	■		■	■	■	■
Low/Delicate Temperature	■	■	■	■	■	■	■	■
Ultra Care/Extra-Low Temperature		■			■			
End-Of-Cycle Signal	Melodious Chime	Variable Chime	On/Off Chime	On/Off Signal	On/Off Chime	On/Off Signal	■	■
Drum Light	■	■	■	■	■	■		
Dryel® Cycle		■						
Reversible Door	■	■	■	■	■	■	■	
Extra-Large Door Opening		■	■	■	■	■	■	
Dryer Drum	Stainless	DuraCushion™	DuraCushion™	DuraCushion™	DuraCushion™	DuraCushion™	DuraCushion™	DuraCushion™
High-Capacity Blower		■	■	■	■	■	■	■
Four-Point Suspension System		■	■		■	■	■	■
Electronic Ignition W/Safety Shut-Off Valve (Gas Only)		■	■	■	■	■	■	■
Optional Stacking Kit	MAL2424AXX							■
Optional LP Kit		MAL9000AXX	MAL9000AXX	MAL9000AXX	LPK1	LPK1	LPK1	
Standard Drying Rack		MAL1100AXX¹	MAL1100AXX	MAL1100AXX	DR3	DR3	DR3	
Sound Package	QuietSeries™ 300	Quiet Plus	Quiet Pack	Quiet Pack	Quiet Plus	Quiet Plus		Quiet Pack
Color Availability:								
White	■	■	■	■	■	■	■	■
Bisque		■	■	■		■		■

¹Drying rack with side storage included.
Dryel® is a registered trademark of Procter & Gamble.

MAYTAG® ATLANTIS® DRYERS

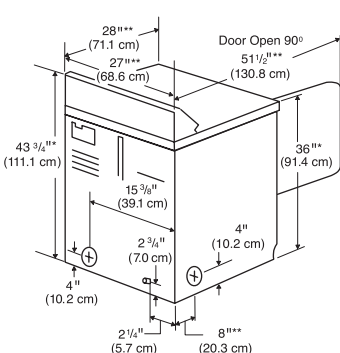


MAYTAG® ATLANTIS® DRYERS

MOTOR: 1/2 HP, 120-volt, 60 Hz, single-phase, thermally protected against overload, auto-reset.
EXHAUST: Use a minimum of 4" (10.2 cm) diameter rigid aluminum or galvanized-steel duct. Never use plastic, nonmetal or combustible duct.
HEAT SOURCE/ELECTRICAL REQUIREMENTS: Electric model — 5,300-watt nichrome helix coil; 240-volt, AC, 60 Hz; 30-amp fuse. Gas model — Single-port burner with automatic electric ignition; 22,000 BTU/hr., 15-amp fuse. Self-adjusting valve automatically compensates for variations in gas pressure.
WEIGHTS (Crated/Uncrated): 145 lbs. (66 kg)/130 lbs. (59 kg).

* Dimensions will vary according to adjustment of leveling legs.
**Includes 3/4" (1.9 cm) for hinge on back of dryer.

MAYTAG® DRYERS



MAYTAG® DRYERS

MOTOR: 1/2 HP, 120-volt, 60 Hz, single-phase, thermally protected against overload, auto-reset.
EXHAUST: Use a minimum of 4" (10.2 cm) diameter rigid aluminum or galvanized-steel duct. Never use plastic, nonmetal or combustible duct.
HEAT SOURCE/ELECTRICAL REQUIREMENTS: Electric model — 5,300-watt nichrome helix coil; 240-volt, AC, 60 Hz; 30-amp fuse. Gas model — Single-port burner with automatic electric ignition; 22,000 BTU/hr., 15-amp fuse. Self-adjusting valve automatically compensates for variations in gas pressure.
WEIGHTS (Crated/Uncrated): 145 lbs. (66 kg)/130 lbs. (59 kg).

Exterior Color Options



White



Bisque

Maytag® Dependable Performance™ Warranties

Maytag® Cooking

- Maytag® Electric And Gas Freestanding Ranges**
 - 5 Years** Free parts on replacements related to glass-ceramic cooktop surfaces due to thermal breakage, discoloration, rubber seal cracking, radiant elements burning out and cooktop pattern wear-off.
 - 1 Year** Free parts and labor.
- Maytag® Electric And Gas Wall Ovens And Cooktops**
 - 5 Years** Free parts on replacements related to radiant electric surface and oven elements, glass-ceramic cooktop surfaces, electronic oven controls and clocks, and sealed gas burners.
 - 1 Year** Free parts and labor.
- Maytag® Countertop Microwave Ovens**
 - 5 Years** Replacements related to major microwave power components, including magnetron tube, touch-pad and microprocessor controls.
 - 1 Year** Free parts and labor. Microwave must be carried in to an authorized servicer.
- Maytag® Over-The-Range Microwave Ovens**
 - 5 Years** Replacements related to major microwave power components, including magnetron tube, touch-pad and microprocessor controls.
 - 1 Year** Free parts and labor.
- Maytag™ Kitchen Hoods**
 - 1 Year** Free parts and labor.

Maytag® Dishwashers

- Maytag® Jetclean® II Dishwashers**
 - 20 Years** Free replacement parts and labor on door liner for failure due to leaks. Free product replacement on tub for failure due to leaks.
 - 5 Years** Free replacement parts on the Jetclean® II wash system, including the power module assembly, turbidity sensor, internal wash manifold, wash arms, motor, controls and DuraGuard® nylon-coated racks. Free replacement parts on the front decorator panel for failure due to rust-through.
 - 2 Years** Free parts.
 - 1 Year** Free parts and labor.
- Maytag® Dishwashers**
 - 20 Years** Free parts on tub and door liner for failure due to leaks.
 - 1 Year** Free parts and labor.

Maytag® Food Waste Disposers

- Maytag® Food Waste Disposers**
 - 5 Years** Free parts and labor. (Models DFC7500 and DFB6500)
 - 4 Years** Free parts and labor. (Model DFC5500)
 - 3 Years** Free parts and labor. (Model DFC1500)
 - 1 Year** Free parts and labor. (Models L40-C, L20-C and L20)

Maytag® Refrigerators

- Maytag® Dependable Freshness Refrigerators**
 - 5 Years** Free parts and labor on the entire sealed refrigeration system and cabinet liner, exclusive of door liner.
 - 2 Years** Free parts.
 - 1 Year** Free parts and labor.
- SkyBox™ Personal Beverage Vendor By Maytag™**
 - 1 Year** Free parts and labor.

French Door Bottom-Freezer refrigerator design is a trademark of Maytag Corporation.

Maytag® Freezers

- Maytag® Upright and Chest Freezers**
 - 10 years** Free replacement parts and labor for sealed system components due to defective workmanship or materials.
 - 1 Year** Free replacement parts and labor due to defective workmanship or materials.
- Food Loss**

Reimbursement of any food loss due to a failed component covered by warranty as indicated by the chart below.

Model Size (cu. ft.)	Max. Reimbursement
15	\$150
20 – 22	\$200



Maytag® Neptune® Laundry Products

- Maytag® Neptune® Drying Center**
 - 10 Years** Free parts on replacement of dryer drum and exterior cabinet rust-through.
 - 5 Years** Free parts on replacement of LED controls and WrinkleRelease™ rod.
 - 2 Years** Free parts (excluding ShapeSaver™ hangers).
 - 1 Year** Free parts and labor.
- Maytag® Neptune® Front-Load And Top-Load Washers And Matching Dryers**
 - Lifetime** Free parts on replacement of stainless steel inner wash basket.
 - 5 Years** Free parts on replacement of washer motor and exterior cabinet rust-through of washer and dryer.
 - 2 Years** Free parts.
 - 1 Year** Free parts and labor.

Maytag® Laundry Products

- Maytag® Compact Front-Load Washer and Dryer**
 - Lifetime** Free parts on replacement of stainless steel inner wash basket.
 - 5 Years** Free parts on replacement of washer motor and exterior cabinet rust-through of washer and dryer.
 - 2 Years** Free parts.
 - 1 Year** Free parts and labor.
- Maytag® Atlantis® Washers And Dryers And Maytag® Washers And Dryers**
 - Lifetime** All parts on replacement of inner wash basket.
 - 10 Years** All parts on replacement of washer transmission assembly; rust-through on washer exterior cabinet, top and lid; and rust-through on dryer exterior cabinet, door, drum, and tumbler front and back.
 - 5 Years** All parts on replacement of washer motor.
 - 2 Years** All parts.
 - 1 Year** All parts and labor.
- Maytag™ Cordless Irons**
 - 1 Year** Free parts and labor.

At Maytag, we believe durable goods should remain just that. That's why every Maytag® appliance is constructed of the highest-quality materials and with the utmost in precision craftsmanship. It's also why we back every Maytag® appliance with a strong warranty. See your Maytag dealer for details.

Complete customer satisfaction is our goal. If your Maytag® appliance should ever require service, you can count on our national network of authorized technicians. These factory-trained experts know your appliance and are ready to serve you. Toll-free: 1-800-688-9900 (U.S.); 1-800-688-2002 (Canada); U.S. TTY only 1-800-688-2080.



¹Ask for details.