

Frigidaire.



*Home Comfort
Products*



Home Comfort Products

With a complete line of room air conditioners, portable air conditioners and dehumidifiers, Frigidaire® technology is hard at work to enhance the comfort of your home. Offering a broad range of ENERGY STAR® models and features like single-touch electronic controls, full-function remotes that double as thermostats, portable air conditioners that heat as well as cool and dehumidifiers that operate in low temperatures, Frigidaire® Home Comfort products are designed to provide you with easy-to-use, quiet, efficient and reliable service.

ROOM AIR CONDITIONER KEY FEATURES



Electronic Controls coupled with full-function remote capabilities give the consumer the control they love at the remote, not the unit. Cool, energy saver and fan modes, On/Off 24-hour timer, auto cool and sleep can be programmed with the remote. Electronic controls offer filter check reminder and clean air features.

Multi-Step Fan Speeds with 90 distinct fan settings provide complete control in temperature, airflow and noise management.



Temperature-Sensing Remote controls temperature at the remote or the unit, depending on the customer's preference. The remote can be placed in any problem area, providing a greater level of comfort.

Clean Air Filtration provides relief for increasing numbers of allergy and respiratory ailment sufferers. Negative ion generators and electrostatic filter elements are used for air cleaning performance that is substantially higher than conventional filter methods.

LVC Technology is available on all Multi-Step Fan Speed models and ensures proper operation of the unit when voltage fluctuates.

Portable Cooling and Heating, which operates on an advanced style PTC resistance heater, delivers warm air in the winter and cool air in the summer to any room of your home.

Frigidaire®

Room Air Conditioners



FAX054P7A (shown) OPP 5

- 5,000 BTUH cooling capacity
- Rotary fan control on base models
- Units with electronic controls including remote available
- Cools 150 sq. ft. rooms
- 2-way air direction control
- Slide-out filter access
- 3 models available
- See specifications chart for specific model features



FAA086P7A (shown) MS II

- 5,200 to 8,000 BTUH cooling capacity
- Rotary fan 3-speed control on base models
- Units with full-function electronic controls available. Some models have temperature sensing remote controls with thermostats
- Multi-Step (90 settings) fan speeds on electronic models
- Cools room sizes from 165 to 350 sq. ft.
- 8-way air direction control
- Tilt-out filter access
- Clean air (ionizer) models available
- 12 models available
- See specifications chart for specific model features
- ENERGY STAR® models available



FACI26PIA (shown) Compact II

- 10,000 to 12,000 BTUH cooling capacity
- Rotary fan 3-speed control on base models
- Units with full-function electronic controls available. Some models have temperature sensing remote controls with thermostats
- Multi-Step (90 settings) fan speeds on electronic models
- Cools room sizes from 490 to 640 sq. ft.
- 8-way air direction control
- Tilt-out filter access
- Clean air (ionizer) models available
- 8 models available
- See specifications chart for specific model features
- ENERGY STAR® models available





FAS296P2A (shown)
Heavy-Duty

- Units that cool and heat
- 15,100 to 28,500 BTUH cooling capacity
- 16,000 BTUH heating capacity
- Rotary fan 3-speed control available on base model
- Units with full-function electronic controls available. Some models have temperature sensing remote controls with thermostats
- Multi-Step (90 settings) fan speeds on electronic models
- Cools room sizes from 880 to 1,935 sq. ft.
- 4-way air direction control
- Available in 115 or 230/208 voltage
- Tilt-out filter access
- Clean air (ionizer) models available
- 14 models available
- See specifications chart for specific model features
- ENERGY STAR® models available



FAHI25P2T (shown)
Through-The-Wall

- Units that cool and heat
- 8,000 to 12,000 BTUH cooling capacity
- 4,000 to 10,000 BTUH heating capacity
- 3 fan speeds
- Units have full-function electronic controls with remote
- Cools or heats room sizes from 350 to 640 sq. ft.
- 4-way air direction control
- Fits all existing wall sleeves. New wall sleeves available
- Optional window mounting kit available
- Included standard universal interior trim kit allows the unit to neatly fit into any existing sleeve
- Available in 115 or 230/208 voltage
- 7 models available
- See specifications chart for specific model features
- ENERGY STAR® models available



FAKI24PIV (shown)
Slider/Casement

- 8,000 to 12,000 BTUH cooling capacity
- 3 fan speeds
- Units have full-function electronic controls with remote
- Cools room sizes from 350 to 640 sq. ft.
- 4-way air direction control
- Easy mount window kit
- Optional high window kit available
- 3 models available
- See specifications chart for specific model features
- ENERGY STAR® model available



Frigidaire®

Room Air Conditioners



FAP09EPIZ (shown) Portable

- Units that cool and heat
- 3 fan speeds
- 9,000 BTUH cooling capacity
- 4,100 BTUH heating capacity
- Units have full-function electronic controls with remote
- Cools or heats room sizes up to 150 sq. ft.
- Easy-to-install casement or double hung window adapter vents warm air exhaust and condensation outdoors (shown in photo below)
- Through-the-wall duct adaptor for optional venting of warm air exhaust and condensation outdoors
- Continuous draining
- Fully portable with casters
- Available in 115 voltage
- 2 models available
- See specifications chart for specific model features




Frigidaire®
Dehumidifiers




FDL60PI (shown)
Dehumidifier

- 2 fan speeds
- Low temperature operation
- Units have full-function electronic controls
- Washable filter removes both moisture and airborne particulates
- Easily accessible collection container for complete portability. Level indicator signals when container is full
- Continuous operation is possible when located near a suitable drain
- Fully portable with casters
- Available in 115 voltage
- 3 models available
- See specifications chart for specific model features
- ENERGY STAR® models available



Home Comfort Accessories



Attractive Architectural Grille (EA109T)

Installs from inside the room! Heavy-duty, heavy-gauge, anodized aluminum grille stands up to the toughest wear and tear. The rear grille kit can be ordered for all through-the-wall models.



Through-The-Wall Builder Sleeve (EA108T)

All-weather, galvanized steel with internal support provides security on the outside and beauty on the inside. Includes weather-tight seal, adjustable mounting brackets and protective aluminum rear grille.



Universal Large A/C Support Bracket (AC-160)

Ensures window unit security. Built for all-weather use and easy indoor installation, eliminating the need to work outside. Supports units weighing up to 160 lbs. Built for 12,000 BTU to 24,000 BTU. Universal support brackets fit standard A/C units.



Window Mounting Kit for Through-The-Wall Models (EA102T)

Adapts Frigidaire® Through-The-Wall models for window installation. Pleated quick mount side panels are specially treated to resist deterioration caused by the sun's damaging ultraviolet rays. Includes rear grille. Fits windows 28" to 41" wide, minimum 17-1/2" high.



Universal Small A/C Support Bracket (AC-080)

Supports units weighing up to 80 lbs. Built for 5,000 BTU to 10,000 BTU. Universal support brackets fit standard A/C units.



Universal Antimicrobial Cut-To-Fit Filter (5304437663)

Resists bacteria, mold and fungus growth, removes common particulates and lasts six times longer than standard foam filters. Can be cut to any size and is 100% washable and reusable.




A/C Weather Seal

Seals out cold drafts in winter, and seals cold air in during summer. Reduces window vibration and outside noises. Seals out dust and insects. Foam compresses easily to seal window gap around unit. Can also be used as a window sash seal.

OPP5 AIR CONDITIONERS

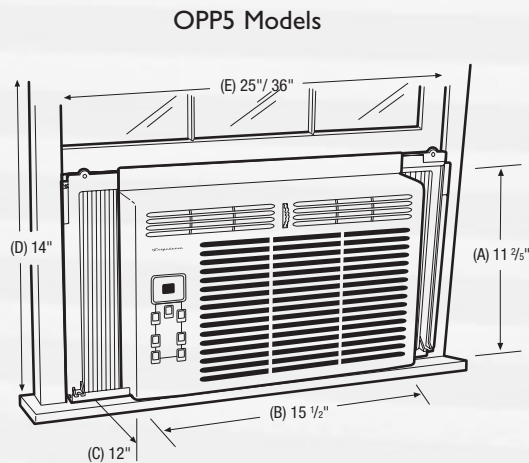
Model	FAX054P7A	FAX052P7A	FAX051P7A
Series	Frigidaire	Frigidaire	Frigidaire
ENERGY STAR®			
Performance			
BTU (Cool)	5,000	5,000	5,000
BTU (Heat)			
Dehumidification (Pints/Hour)	1.1	1.1	1.1
Approximately Cool Area (Sq. Ft.)	150	150	150
EER	9.7	9.7	9.7
Electrical			
Volts	115	115	115
Amps (Cool)	5.1	5.1	5.1
Amps (Heat)			
Watts (Cool)	515	515	515
Watts (Heat)			
Length of Power Cord	6'	6'	6'
Plug Type (NEMA)	LCDI, 5-15P	LCDI, 5-15	LCDI, 5-15P
Features			
Controls	Electronic	Mechanical	Mechanical
Fan Speeds (Cool / Fan / Heat)	VS Electronic	2	1
Low Voltage Compensation	*		
Auto Cool Function	*		
Energy Save	*		
Sleep Mode			
Filter Check			
24 Hour On/Off Timer	*		
Remote Control			
Air CFM (High / Med / Low)	150 / 110	150 / 130 / 110	150 / 130 / 110
Air Direction Control	2-Way	2-Way	2-Way
Fresh Air / Exhaust Vent			
Filter Type	Mesh	Mesh	Mesh
Filter Access	Slide-Out	Slide-Out	Slide-Out
Slide-Out Chassis			
Cabinet Louvers	*	*	*
Rear Grill			
Window Mounting Kit	Pleated Quick Mount	Pleated Quick Mount	Pleated Quick Mount
Dimensions			
A - Cabinet Height	11-2/5"	11-2/5"	11-2/5"
B - Cabinet Width	15-1/2"	15-1/2"	15-1/2"
C - Cabinet Depth (with Front)	12"	12"	12"
D - Window Height (Min.)	14"	14"	14"
E - Window Width (Min./Max.)	25" / 36"	25" / 36"	25" / 36"
Carton Height	17-9/16"	16-9/16"	15-9/16"
Carton Width	18-1/2"	18-1/2"	18-1/2"
Carton Depth	14"	14"	14"
Unit Weight	40 Lbs.	40 Lbs.	40 Lbs.
Shipping Weight	44 Lbs.	44 Lbs.	44 Lbs.
UPC (0-12505)	27082-6	27081-9	27080-2

SLIDER/CASEMENT AIR CONDITIONERS

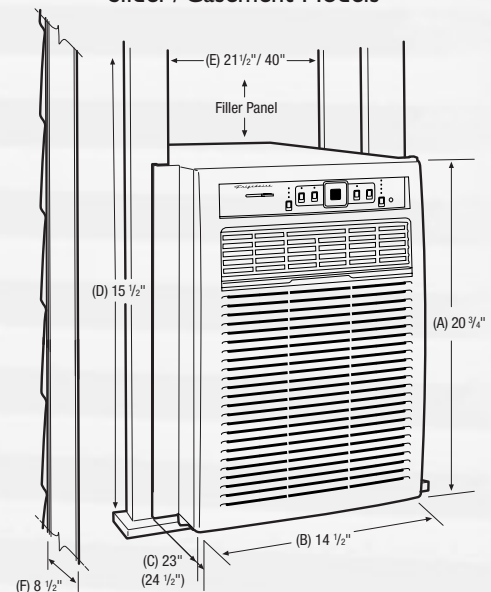
Model	FAK124PIV	FAK104PIV	FAK085P7V
Series	Frigidaire	Frigidaire	Frigidaire
ENERGY STAR®			
Performance			
BTU (Cool)	12,000	10,000	8,000
BTU (Heat)			
Dehumidification (Pints/Hour)	3.6	2.8	2.2
Approximately Cool Area (Sq. Ft.)	640	490	350
EER	9.5	9.5	10.5
Electrical			
Volts	115	115	115
Amps (Cool)	11.2	9.6	7.3
Amps (Heat)			
Watts (Cool)	1,260	1,050	760
Watts (Heat)			
Length of Power Cord	6-1/2'	6-1/2'	6-1/2'
Plug Type (NEMA)	LCDI, 5-15P	LCDI, 5-15P	LCDI, 5-15P
Features			
Controls	Electronic	Electronic	Electronic
Fan Speeds (Cool / Fan / Heat)	3 / 3	3 / 3	3 / 3
Low Voltage Compensation	*	*	*
Auto Cool Function	*	*	*
Energy Save	*	*	*
Sleep Mode	*	*	*
Filter Check	*	*	*
24 Hour On/Off Timer	*	*	*
Remote Control	Full-Function	Full-Function	Full-Function
Air CFM (High / Med / Low)	270 / 245 / 205	270 / 245 / 205	210 / 190 / 160
Air Direction Control	4-Way	4-Way	4-Way
Fresh Air / Exhaust Vent	Exhaust Vent	Exhaust Vent	Exhaust Vent
Filter Type	Rigid Mesh	Rigid Mesh	Rigid Mesh
Filter Access	Slide-Out	Slide-Out	Slide-Out
Slide-Out Chassis			
Cabinet Louvers	*	*	*
Rear Grill			
Window Mounting Kit	Easy Mount / High	Easy Mount / High	Easy Mount / High
Dimensions			
A - Cabinet Height	20-3/4"	20-3/4"	20-3/4"
B - Cabinet Width	14-1/2"	14-1/2"	14-1/2"
C - Cabinet Depth (with Front)	23" (24-1/2")	23" (24-1/2")	23" (24-1/2")
D - Window Height (Min.)	15-1/2"	15-1/2"	15-1/2"
E - Window Width (Min./Max.)	21-1/2" / 40"	21-1/2" / 40"	21-1/2" / 40"
F - Max. Wall Thickness	8-1/2"	8-1/2"	8-1/2"
Carton Height	25"	25"	25"
Carton Width	18-7/8"	18-7/8"	18-7/8"
Carton Depth	27-5/8"	27-5/8"	27-5/8"
Unit Weight	86 Lbs.	86 Lbs.	79 Lbs.
Shipping Weight	101 Lbs.	101 Lbs.	94 Lbs.
UPC (0-12505)	27133-5	27132-8	27131-1

INSTALLATION













The following dimension and cutout information is for planning purposes only. For complete installation details consult manual packed with product, or download manual at Customer Service, online at www.frigidaire.com.



Slider / Casement Models



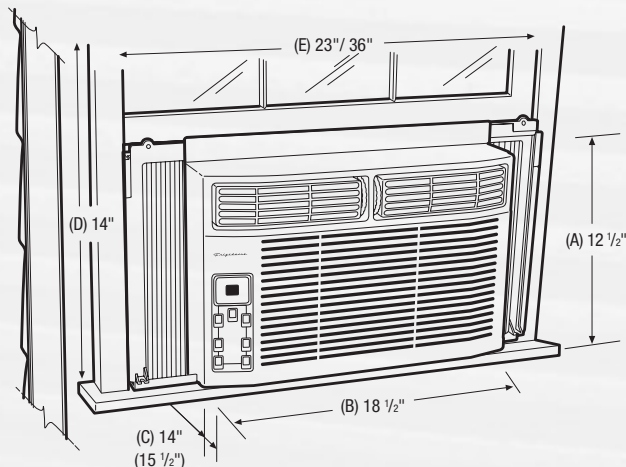
MS II AIR CONDITIONERS

Model	FAA086P7A	FAA085P7A	FAA084P7A	FAA083P7A	FAA082P7A	FAA065P7A	FAA064P7A	FAA063P7A	FAA062P7A	FAA056P7A	FAA055P7A	FAA053P7A
Series	Frigidaire	Frigidaire	Frigidaire	Frigidaire	Frigidaire	Frigidaire	Frigidaire	Frigidaire	Frigidaire	Frigidaire	Frigidaire	Frigidaire
ENERGY STAR®												
Performance												
BTU (Cool)	8,000	8,000	8,000	8,000	8,000	6,000	6,000	6,000	6,000	5,200	5,200	5,200
BTU (Heat)												
Dehumidification (Pints / Hour)	2.1	2.1	2.1	2.1	2.1	1.7	1.6	1.7	1.6	1.4	1.4	1.4
Approximately Cool Area (Sq. Ft.)	350	350	350	350	350	215	215	215	215	165	165	165
EER	10.8	10.8	9.8	10.8	9.8	10.7	9.7	10.7	9.7	11.0	11.0	11.0
Electrical												
Volts	115	115	115	115	115	115	115	115	115	115	115	115
Amps (Cool)	7.1	7.1	7.4	7.1	7.4	5.2	5.5	5.2	5.5	4.5	4.5	4.5
Amps (Heat)												
Watts (Cool)	740	740	815	740	815	560	620	560	620	475	475	475
Watts (Heat)												
Length of Power Cord	6'	6'	6'	6'	6'	6-3/4'	6-3/4'	6-3/4'	6-3/4'	6-3/4'	6-3/4'	6-3/4'
Plug Type (NEMA)	LCDI, 5-15P	LCDI, 5-15P	LCDI, 5-15P	LCDI, 5-15P	LCDI, 5-15P	LCDI, 5-15P	LCDI, 5-15P	LCDI, 5-15P	LCDI, 5-15P	LCDI, 5-15P	LCDI, 5-15P	LCDI, 5-15P
Features												
Controls	Electronic	Electronic	Electronic	Mechanical	Mechanical	Electronic	Electronic	Mechanical	Mechanical	Electronic	Electronic	Mechanical
Fan Speeds (Cool / Fan / Heat)	VS Electronic	VS Electronic	VS Electronic	3/3	3/3	VS Electronic	VS Electronic	3/3	3/3	VS Electronic	VS Electronic	3/3
Low Voltage Compensation	*	*	*			*	*			*	*	
Auto Cool Function	*	*	*			*	*			*	*	
Energy Save	*	*	*			*	*			*	*	
Sleep Mode	*	*	*			*	*			*	*	
Filter Check	*	*	*			*	*			*	*	
24 Hour On / Off Timer	*	*	*			*	*			*	*	
Remote Control	Full-Function & Remote T'Stat	Full-Function	Full Function			Full-Function	Full-Function			Full-Function & Remote T'Stat	Full-Function	
Air CFM (High / Med / Low)	220-155	220-155	220-155	220 / 185 / 155	220/185/155	170-125	170-125	170 / 145 / 120	170 / 145 / 120	170-125	170-125	170 / 145 / 120
Air Direction Control	8-Way	8-Way	8-Way	8-Way	8-Way	8-Way	8-Way	8-Way	8-Way	8-Way	8-Way	8-Way
Fresh Air / Exhaust Vent												
Filter Type	Clean Air Ionizer	Clean Air Ionizer	Rigid Mesh	Rigid Mesh	Rigid Mesh	Clean Air Ionizer	Rigid Mesh	Rigid Mesh	Rigid Mesh	Clean Air Ionizer	Clean Air Ionizer	Rigid Mesh
Filter Access	Tilt-Out	Tilt-Out	Tilt-Out	Tilt-Out	Tilt-Out	Tilt-Out	Tilt-Out	Tilt-Out	Tilt-Out	Tilt-Out	Tilt-Out	Tilt-Out
Slide-Out Chassis												
Cabinet Louvers	*	*	*	*	*	*	*	*	*	*	*	*
Rear Grill												
Window Mounting Kit	Pleated Quick Mount	Pleated Quick Mount	Pleated Quick Mount	Pleated Quick Mount	Pleated Quick Mount	Pleated Quick Mount	Pleated Quick Mount	Pleated Quick Mount	Pleated Quick Mount	Pleated Quick Mount	Pleated Quick Mount	Pleated Quick Mount
Dimensions												
A - Cabinet Height	12-1/2"	12-1/2"	12-1/2"	12-1/2"	12-1/2"	12-1/2"	12-1/2"	12-1/2"	12-1/2"	12-1/2"	12-1/2"	12-1/2"
B - Cabinet Width	18-1/2"	18-1/2"	18-1/2"	18-1/2"	18-1/2"	18-1/2"	18-1/2"	18-1/2"	18-1/2"	18-1/2"	18-1/2"	18-1/2"
C - Cabinet Depth (with Front)	14" (15-1/2")	14" (15-1/2")	14" (15-1/2")	14" (15-1/2")	14" (15-1/2")	14" (15-1/2")	14" (15-1/2")	14" (15-1/2")	14" (15-1/2")	14" (15-1/2")	14" (15-1/2")	14" (15-1/2")
D - Window Height (Min.)	14"	14"	14"	14"	14"	14"	14"	14"	14"	14"	14"	14"
E - Window Width (Min./Max.)	23" / 36"	23" / 36"	23" / 36"	23" / 36"	23" / 36"	23" / 36"	23" / 36"	23" / 36"	23" / 36"	23" / 36"	23" / 36"	23" / 36"
Max. Wall Thickness												
Carton Height	14-3/4"	14-3/4"	14-3/4"	14-3/4"	14-3/4"	14-3/4"	14-3/4"	14-3/4"	14-3/4"	14-3/4"	14-3/4"	14-3/4"
Carton Width	21-3/4"	21-3/4"	21-3/4"	21-3/4"	21-3/4"	21-3/4"	21-3/4"	21-3/4"	21-3/4"	21-3/4"	21-3/4"	21-3/4"
Carton Depth	18-1/4"	18-1/4"	18-1/4"	18-1/4"	18-1/4"	18-1/4"	18-1/4"	18-1/4"	18-1/4"	18-1/4"	18-1/4"	18-1/4"
Unit Weight	62 Lbs.	62 Lbs.	53 Lbs.	62 Lbs.	53 Lbs.	49 Lbs.	48 Lbs.	49 Lbs.	48 Lbs.	46 Lbs.	46 Lbs.	46 Lbs.
Shipping Weight	65 Lbs.	65 Lbs.	61 Lbs.	65 Lbs.	61 Lbs.	57 Lbs.	56 Lbs.	57 Lbs.	56 Lbs.	54 Lbs.	54 Lbs.	54 Lbs.
UPC (0-12505)	27096-3	27095-6	27094-9	27093-2	27092-5	27090-1	27089-5	27088-8	27087-1	27085-7	27084-0	27083-3





INSTALLATION

The following dimension and cutout information is for planning purposes only. For complete installation details consult manual packed with product, or download manual at Customer Service, online at www.frigidaire.com.

MS II Models



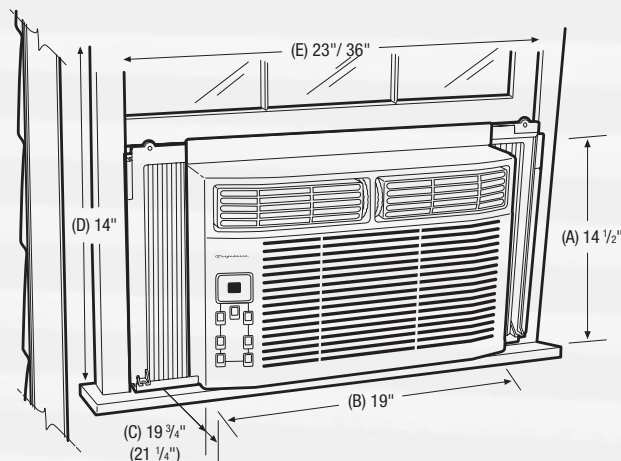
COMPACT II AIR CONDITIONERS

Model	FACI26PIA	FACI25PIA	FACI24PIA	FACI22PIA	FACI06PIA	FACI05PIA	FACI04PIA	FACI02PIA
Series	Frigidaire	Frigidaire	Frigidaire	Frigidaire	Frigidaire	Frigidaire	Frigidaire	Frigidaire
ENERGY STAR®								
Performance								
BTU (Cool)	12,000	12,000	12,000	12,000	10,000	10,000	10,000	10,000
BTU (Heat)								
Dehumidification (Pints / Hour)	4.0	4.0	3.8	3.8	3.5	3.5	3.0	3.0
Approximately Cool Area (Sq. Ft.)	640	640	640	640	490	490	490	490
EER	10.8	10.8	9.8	9.8	10.8	10.8	9.8	9.8
Electrical								
Volts	115	115	115	115	115	115	115	115
Amps (Cool)	10.2	10.2	10.7	10.7	8.4	8.4	9.2	9.2
Amps (Heat)								
Watts (Cool)	1,110	1,110	1,220	1,220	925	925	1,020	1,020
Watts (Heat)								
Length of Power Cord	6-1/2'	6'	6-1/2'	6-1/2'	6-1/2'	6'	6-1/2'	6-1/2'
Plug Type (NEMA)	LCDI, 5-15P	LCDI, 5-15P	LCDI, 5-15P	LCDI, 5-15P	LCDI, 5-15P	LCDI, 5-15P	LCDI, 5-15P	LCDI, 5-15P
Features								
Controls	Electronic	Electronic	Electronic	Mechanical	Electronic	Electronic	Electronic	Mechanical
Fan Speeds (Cool / Fan / Heat)	VS Electronic	VS Electronic	VS Electronic	3/3	VS Electronic	VS Electronic	VS Electronic	3/3
Low Voltage Compensation	•	•	•	•	•	•	•	•
Auto Cool Function	•	•	•	•	•	•	•	•
Energy Save	•	•	•	•	•	•	•	•
Sleep Mode	•	•	•	•	•	•	•	•
Filter Check	•	•	•	•	•	•	•	•
24 Hour On / Off Timer	•	•	•	•	•	•	•	•
Remote Control	Full-Function & Remote T'Stat	Full-Function	Full-Function		Full-Function & Remote T'Stat	Full-Function	Full-Function	
Air CFM (High / Med / Low)	295-215	295-215	295-215	295 / 250 / 215	295-215	295-215	295-215	295/250/215
Air Direction Control	8-Way	8-Way	8-Way	8-Way	8-Way	8-Way	8-Way	8-Way
Fresh Air / Exhaust Vent	•	•	•	•	•	•	•	•
Filter Type	Clean Air Ionizer	Clean Air Ionizer	Rigid Mesh	Rigid Mesh	Clean Air Ionizer	Clean Air Ionizer	Rigid Mesh	Rigid Mesh
Filter Access	Tilt-Out	Tilt-Out	Tilt-Out	Tilt-Out	Tilt-Out	Tilt-Out	Tilt-Out	Tilt-Out
Slide-Out Chassis								
Cabinet Louvers	•	•	•	•	•	•	•	•
Rear Grill								
Window Mounting Kit	Pleated Quick Mount	Pleated Quick Mount	Pleated Quick Mount	Pleated Quick Mount	Pleated Quick Mount	Pleated Quick Mount	Pleated Quick Mount	Pleated Quick Mount
Dimensions								
A - Cabinet Height	14-1/2"	14-1/2"	14-1/2"	14-1/2"	14-1/2"	14-1/2"	14-1/2"	14-1/2"
B - Cabinet Width	19"	19"	19"	19"	19"	19"	19"	19"
C - Cabinet Depth (with Front)	19-3/4" (21-1/4")	19-3/4" (21-1/4")	19-3/4" (21-1/4")	19-3/4" (21-1/4")	19-3/4" (21-1/4")	19-3/4" (21-1/4")	19-3/4" (21-1/4")	19-3/4" (21-1/4")
D - Window Height (Min.)	15"	15"	15"	15"	15"	15"	15"	14"
E - Window Width (Min./Max.)	23" / 36"	23" / 36"	23" / 36"	23" / 36"	23" / 36"	23" / 36"	23" / 36"	23" / 36"
Max. Wall Thickness								
Carton Height	16-3/4"	16-3/4"	16-3/4"	16-3/4"	16-3/4"	16-3/4"	16-3/4"	16-3/4"
Carton Width	22-1/4"	22-1/4"	22-1/4"	22-1/4"	22-1/4"	22-1/4"	22-1/4"	22-1/4"
Carton Depth	23-1/4"	23-1/4"	23-1/4"	23-1/4"	23-1/4"	23-1/4"	23-1/4"	23-1/4"
Unit Weight	79 Lbs.	79 Lbs.	79 Lbs.	79 Lbs.	75 Lbs.	75 Lbs.	74 Lbs.	74 Lbs.
Shipping Weight	88 Lbs.	88 Lbs.	88 Lbs.	88 Lbs.	84 Lbs.	84 Lbs.	83 Lbs.	83 Lbs.
UPC (0-12505)	27104-5	27103-8	27102-1	27101-4	27100-7	27099-4	27098-7	27097-0

INSTALLATION

The following dimension and cutout information is for planning purposes only. For complete installation details consult manual packed with product, or download manual at Customer Service, online at www.frigidaire.com.

Compact II Models



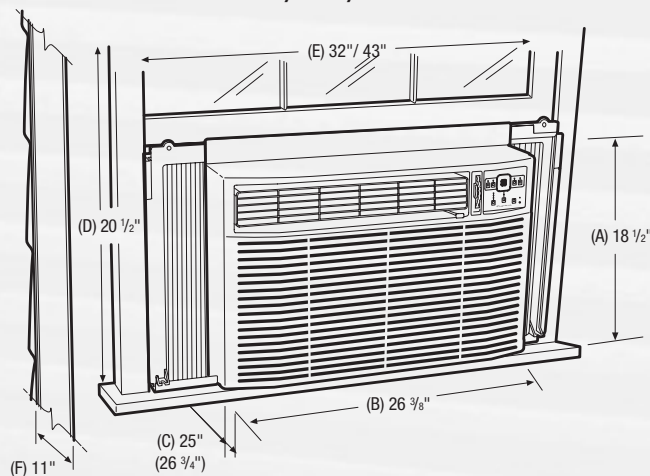
HEAVY-DUTY AIR CONDITIONERS

Model	FAS296P2A	FAS294P2A	FAS25EP2A	FAS256P2A	FAS255P2A	FAS226P2A	FAS225P2A
Series	Frigidaire	Frigidaire	Frigidaire	Frigidaire	Frigidaire	Frigidaire	Frigidaire
ENERGY STAR®							
Performance							
BTU (Cool)	28,500/28,000	28,500/28,000	25,000/24,700	25,000/24,700	25,000/24,700	22,000/21,600	22,000/21,600
BTU (Heat)			16,000/13,000				
Dehumidification (Pints / Hour)	8.6	8.6	7.6	7.6	7.6	6.5	6.5
Approximately Cool Area (Sq. Ft.)	1,935	1,935	1,660	1,660	1,660	1,420	1,420
EER	8.5	8.5	9.4	9.4	9.4	9.4	9.4
Electrical							
Volts	230/208	230/208	230/208	230/208	230/208	230/208	230/208
Amps (Cool)	15.0/16.5	15.0/16.5	11.7/12.8	11.7/12.8	11.7/12.8	10.4/11.2	10.4/11.2
Amps (Heat)			19.2/21.0				
Watts (Cool)	3,355/3,300	3,355/3,300	2,660/2,630	2,660/2,330	2,660/2,330	2,340/2,300	2,340/2,300
Watts (Heat)			4,900/4,000				
Length of Power Cord	6'	6'	6'	6'	6'	6'	6'
Plug Type (NEMA)	LCDI, 6-30P	LCDI, 6-30P	LCDI, 6-30P	LCDI, 6-20P	LCDI, 6-20P	LCDI, 6-15P	LCDI, 6-20P
Features							
Controls	Electronic	Electronic	Electronic	Electronic	Electronic	Electronic	Electronic
Fan Speeds (Cool / Fan / Heat)	VS Electronic	VS Electronic	VS Electronic	VS Electronic	VS Electronic	VS Electronic	VS Electronic
Low Voltage Compensation	•	•	•	•	•	•	•
Auto Cool Function	•	•	•	•	•	•	•
Energy Save	•	•	•	•	•	•	•
Sleep Mode	•	•	•	•	•	•	•
Filter Check	•	•	•	•	•	•	•
24 Hour On / Off Timer	•	•	•	•	•	•	•
Remote Control	Full-Function & Remote T'Stat	Full-Function	Full-Function	Full-Function & Remote T'Stat	Full-Function	Full Function & Remote T'Stat	Full-Function
Air CFM (High / Med / Low)	500-375	500-375	480-350	480-350	480-350	480-350	480-350
Air Direction Control	4-Way	4-Way	4-Way	4-Way	4-Way	4-Way	4-Way
Fresh Air / Exhaust Vent	•	•	•	•	•	•	•
Filter Type	Clean Air Ionizer	Clean Air Ionizer	Rigid Mesh	Clean Air Ionizer	Clean Air Ionizer	Clean Air Ionizer	Clean Air Ionizer
Filter Access	Tilt-Out	Tilt-Out	Tilt-Out	Tilt-Out	Tilt-Out	Tilt-Out	Tilt-Out
Slide-Out Chassis	•	•	•	•	•	•	•
Cabinet Louvers	•	•	•	•	•	•	•
Rear Grill	•	•	•	•	•	•	•
Window Mounting Kit	Pleated Quick Mount	Pleated Quick Mount	Pleated Quick Mount	Pleated Quick Mount	Pleated Quick Mount	Pleated Quick Mount	Pleated Quick Mount
Dimensions							
A - Cabinet Height	18-1/2"	18-1/2"	18-1/2"	18-1/2"	18-1/2"	18-1/2"	18-1/2"
B - Cabinet Width	26-3/8"	26-3/8"	26-3/8"	26-3/8"	26-3/8"	26-3/8"	26-3/8"
C - Cabinet Depth (with Front)	25" (26-3/4")	25" (26-3/4")	25" (26-3/4")	25" (26-3/4")	25" (26-3/4")	25" (26-3/4")	25" (26-3/4")
D - Window Height (Min.)	20-1/2"	20-1/2"	20-1/2"	20-1/2"	20-1/2"	20-1/2"	20-1/2"
E - Window Width (Min./Max.)	32"/43"	32"/43"	32"/43"	32"/43"	32"/43"	32"/43"	32"/43"
F - Max. Wall Thickness	11"	11"	11"	11"	11"	11"	11"
Carton Height	20-7/8"	20-7/8"	20-7/8"	20-7/8"	20-7/8"	20-7/8"	20-7/8"
Carton Width	31-1/2"	31-1/2"	31-1/2"	31-1/2"	31-1/2"	31-1/2"	31-1/2"
Carton Depth	30-1/8"	30-1/8"	30-1/8"	30-1/8"	30-1/8"	30-1/8"	30-1/8"
Unit Weight	170 Lbs.	170 Lbs.	160 Lbs.	160 Lbs.	160 Lbs.	152 Lbs.	152 Lbs.
Shipping Weight	180 Lbs.	180 Lbs.	170 Lbs.	170 Lbs.	170 Lbs.	162 Lbs.	162 Lbs.
UPC (0-12505)	27123-6	27122-9	27119-9	27121-2	27120-5	27118-2	27117-5





INSTALLATION

The following dimension and cutout information is for planning purposes only. For complete installation details consult manual packed with product, or download manual at Customer Service, online at www.frigidaire.com.

Heavy-Duty Models



HEAVY-DUTY AIR CONDITIONERS

Model	FAS18EP2A	FAS186P2A	FAS185P2A	FAS184P2A	FAS182P2A	FAS156P1A	FAS155P1A
Series	Frigidaire	Frigidaire	Frigidaire	Frigidaire	Frigidaire	Frigidaire	Frigidaire
ENERGY STAR®							
Performance							
BTU (Cool)	18,000 / 17,800	18,500 / 18,200	18,500 / 18,200	18,000 / 17,800	18,000 / 17,800	15,100	15,100
BTU (Heat)	16,000 / 13,000						
Dehumidification (Pints / Hour)	5.5	5.5	5.5	5.3	5.3	4.3	4.3
Approximately Cool Area (Sq. Ft.)	1,110	1,110	1,110	1,110	1,110	880	880
EER	9.7	10.7	10.7	9.7	9.7	10.7	10.7
Electrical							
Volts	230 / 208	230 / 208	230 / 208	230 / 208	230 / 208	115	115
Amps (Cool)	8.2 / 9.0	7.4 / 8.1	7.4 / 8.1	8.2 / 9.0	8.2 / 9.0	12.3	12.3
Amps (Heat)	19.2 / 21.0						
Watts (Cool)	1,855 / 1,840	1,730 / 1,700	1,730 / 1,700	1,855 / 1,840	1,855 / 1,840	1,410	1,410
Watts (Heat)	4,900 / 4,000						
Length of Power Cord	6'	6'	4'	6'	6'	6'	6'
Plug Type (NEMA)	LCD1, 6-30P	6-15P	6-15P	6-15P	6-15P	5-15P	5-15P
Features							
Controls	Electronic	Electronic	Electronic	Electronic	Mechanical	Electronic	Electronic
Fan Speeds (Cool / Fan / Heat)	VS Electronic	VS Electronic	VS Electronic	VS Electronic	3 / 3	VS Electronic	VS Electronic
Low Voltage Compensation		*	*	*		*	*
Auto Cool Function	*	*	*	*		*	*
Energy Save	*	*	*	*		*	*
Sleep Mode	*	*	*	*		*	*
Filter Check	*	*	*	*		*	*
24 Hour On / Off Timer	*	*	*	*		*	*
Remote Control	Full-Function	Full-Function & Remote T'Stat	Full-Function	Full-Function		Full-Function & Remote T'Stat	Full Function
Air CFM (High / Med / Low)	470-350	470-350	470-350	470-350	470-350	450-375	450-375
Air Direction Control	4-Way	4-Way	4-Way	4-Way	4-Way	4-Way	4-Way
Fresh Air / Exhaust Vent	*	*	*	*	*	*	*
Filter Type	Rigid Mesh	Clean Air Ionizer	Clean Air Ionizer	Rigid Mesh	Rigid Mesh	Clean Air Ionizer	Clean Air Ionizer
Filter Access	Tilt-Out	Tilt-Out	Tilt-Out	Tilt-Out	Tilt-Out	Tilt-Out	Tilt-Out
Slide-Out Chassis	*	*	*	*	*	*	*
Cabinet Louvers	*	*	*	*	*	*	*
Rear Grill	*	*	*	*	*	*	*
Window Mounting Kit	Pleated Quick Mount	Pleated Quick Mount	Pleated Quick Mount	Pleated Quick Mount	Pleated Quick Mount	Pleated Quick Mount	Pleated Quick Mount
Dimensions							
A - Cabinet Height	18-1/2"	18-1/2"	18-1/2"	18-1/2"	18-1/2"	18-1/2"	18-1/2"
B - Cabinet Width	26-3/8"	26-3/8"	26-3/8"	26-3/8"	26-3/8"	26-3/8"	26-3/8"
C - Cabinet Depth (with Front)	25 (26-3/4")	25 (26-3/4")	25 (26-3/4")	25 (26-3/4")	25 (26-3/4")	25 (26-3/4")	25 (26-3/4")
D - Window Height (Min.)	20-1/2"	20-1/2"	20-1/2"	20-1/2"	20-1/2"	20-1/2"	20-1/2"
E - Window Width (Min./Max.)	32" / 43"	32" / 43"	32" / 43"	32" / 43"	32" / 43"	32" / 43"	32" / 43"
F - Max. Wall Thickness	11"	11"	11"	11"	11"	11"	11"
Carton Height	20-7/8"	20-7/8"	20-7/8"	20-7/8"	20-7/8"	20-7/8"	20-7/8"
Carton Width	31-1/2"	31-1/2"	31-1/2"	31-1/2"	31-1/2"	31-1/2"	31-1/2"
Carton Depth	30-1/8"	30-1/8"	30-1/8"	30-1/8"	30-1/8"	30-1/8"	30-1/8"
Unit Weight	147 Lbs.	147 Lbs.	147 Lbs.	147 Lbs.	147 Lbs.	141 Lbs.	141 Lbs.
Shipping Weight	157 Lbs.	157 Lbs.	157 Lbs.	157 Lbs.	157 Lbs.	151 Lbs.	151 Lbs.
UPC (0-12505)	27116-8	27115-1	27114-4	27113-7	27112-0	27111-3	27110-6



HOW TO CHOOSE AN AIR CONDITIONER

Measure the length and width of the area to be cooled. Multiply the length by the width to determine Sq. Ft. or Sq. m. Locate the Sq. Ft. or Sq. m in the columns below. Choose a BTU size from the chart for the area to be cooled.

ROOM SIZE		BTU
Sq. Ft.	Sq. m	
150	14	Up to 5,200
215	20	6,000
350	33	8,000
490	45	10,000
640	60	12,000
880	82	15,100
1,110	103	18,000
1,420	132	22,000
1,660	154	25,000
1,935	180	28,500

When cooling rooms with uninsulated ceilings, great rooms, or southern or western sun exposures – step up to the next BTU size or consult your sales professional.

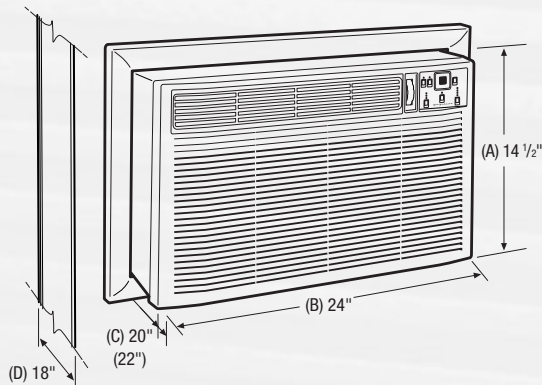
THROUGH-THE-WALL AIR CONDITIONERS

Model	FAH12EP2T	FAH125P2T	FAH10EP2T	FAH105P2T	FAH105P1T	FAH08EP1T	FAH085P1T
Series	Frigidaire	Frigidaire	Frigidaire	Frigidaire	Frigidaire	Frigidaire	Frigidaire
ENERGY STAR®							
Performance							
BTU (Cool)	12,000 / 11,700	12,000 / 11,700	10,000 / 9,800	10,000 / 9,800	10,000	8,000	8,000
BTU (Heat)	10,000 / 8,500		10,000 / 8,500			4,000	
Dehumidification (Pints / Hour)	3.6	3.6	2.8	2.8	2.8	1.8	1.8
Approximately Cool Area (Sq. Ft.)	640	640	490	490	490	350	350
EER	9.4	9.4	9.4	9.4	9.4	9.4	9.4
Electrical							
Volts	230 / 208	230 / 208	230 / 208	230 / 208	115	115	115
Amps (Cool)	5.7 / 6.2	5.7 / 6.2	4.8 / 5.5	4.8 / 5.5	9.5	7.6	7.6
Amps (Heat)	13.7 / 12.7		13.2 / 12.0			11.2	
Watts (Cool)	1,275 / 1,250	1,275 / 1,250	1,065 / 1,045	1,065 / 1,045	1,065	850	850
Watts (Heat)	3,450 / 2,800		3,450 / 2,800			1,250	
Length of Power Cord	4'	4'	4'	4'	4'	4'	4'
Plug Type (NEMA)	LCDI, 6-15P	LCDI, 6-15P	LCDI, 6-15P	LCDI, 6-15P	LCDI, 5-15P	LCDI, 5-15P	LCDI, 5-15P
Features							
Controls	Electronic	Electronic	Electronic	Electronic	Electronic	Electronic	Electronic
Fan Speeds (Cool / Fan / Heat)	3 / 3 / 3	3 / 3	3 / 3 / 3	3 / 3	3 / 3	3 / 3 / 3	3 / 3
Low Voltage Compensation							
Auto Cool Function	*	*	*	*	*	*	*
Energy Save	*	*	*	*	*	*	*
Sleep Mode	*	*	*	*	*	*	*
Filter Check	*	*	*	*	*	*	*
24 Hour On / Off Timer	*	*	*	*	*	*	*
Remote Control	Full-Function	Full-Function	Full-Function	Full-Function	Full-Function	Full-Function	Full-Function
Air CFM (High / Med / Low)	265 / 230 / 195	265 / 230 / 195	250 / 220 / 185	250 / 220 / 185	250 / 220 / 185	280 / 240 / 205	280 / 240 / 205
Air Direction Control	4-Way	4-Way	4-Way	4-Way	4-Way	4-Way	4-Way
Fresh Air / Exhaust Vent							
Filter Type	Rigid Mesh	Rigid Mesh	Rigid Mesh	Rigid Mesh	Rigid Mesh	Rigid Mesh	Rigid Mesh
Filter Access	Slide-Out	Slide-Out	Slide-Out	Slide-Out	Slide-Out	Slide-Out	Slide-Out
Slide-Out Chassis							
Cabinet Louvers							
Rear Grill	*	*	*	*	*	*	*
Window Mounting Kit	Universal Trim Kit / Pleated Quick Mount	Universal Trim Kit / Pleated Quick Mount	Universal Trim Kit / Pleated Quick Mount	Universal Trim Kit / Pleated Quick Mount	Universal Trim Kit / Pleated Quick Mount	Universal Trim Kit / Pleated Quick Mount	Universal Trim Kit / Pleated Quick Mount
Dimensions							
A - Cabinet Height	14-1/2"	14-1/2"	14-1/2"	14-1/2"	14-1/2"	14-1/2"	14-1/2"
B - Cabinet Width	24"	24"	24"	24"	24"	24"	24"
C - Cabinet Depth (with Front)	20" (22")	20" (22")	20" (22")	20" (22")	20" (22")	20" (22")	20" (22")
D - Max. Wall Thickness	18"	18"	18"	18"	18"	18"	18"
Carton Height	18-5/16"	18-5/16"	18-5/16"	18-5/16"	18-5/16"	18-5/16"	18-5/16"
Carton Width	27-1/2"	27-1/2"	27-1/2"	27-1/2"	27-1/2"	27-1/2"	27-1/2"
Carton Depth	24-1/2"	24-1/2"	24-1/2"	24-1/2"	24-1/2"	24-1/2"	24-1/2"
Unit Weight	91 Lbs.	86 Lbs.	87 Lbs.	84 Lbs.	83 Lbs.	76 Lbs.	74 Lbs.
Shipping Weight	103 Lbs.	98 Lbs.	99 Lbs.	96 Lbs.	95 Lbs.	88 Lbs.	86 Lbs.
UPC (0-12505)	27129-8	27128-1	27127-4	27143-4	27126-7	27125-0	27124-3

INSTALLATION

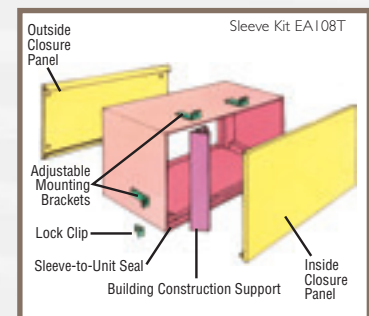
The following dimension and cutout information is for planning purposes only. For complete installation details consult manual packed with product, or download manual at Customer Service, online at www.frigidaire.com.

Through-The-Wall Models



THROUGH-THE-WALL BUILDER SLEEVE

Model	EA108T
Dimensions	
Cabinet Height	15-1/4"
Cabinet Width	25-1/2"
Cabinet Depth	17-1/2"
Carton Height	19"
Carton Width	27-1/8"
Carton Depth	17-1/8"
Unit Weight	21 Lbs.
Shipping Weight	25 Lbs.



PORTABLE AIR CONDITIONERS

Model	FAP09EP1Z	FAP094P1Z
Series	Frigidaire	Frigidaire
ENERGY STAR®		
Performance		
BTU (Cool)	9,000	9,000
BTU (Heat)	4,100	
Dehumidification (Pints / Hour)	2.3	2.3
Approximately Cool Area (Sq. Ft.)	150	150
EER	8.7	8.7
Electrical		
Volts	115	115
Amps (Cool)	9.0	9.0
Amps (Heat)	10.4	
Watts (Cool)	1,030	1,030
Watts (Heat)	1,200	
Length of Power Cord	6-1/2'	6-1/2'
Plug Type (NEMA)	LCDI, 5-15P	LCDI, 5-15P
Features		
Controls	Electronic	Electronic
Fan Speeds (Cool / Fan / Heat)	1,060 / 940 / 800	1,060 / 940 / 800
24 Hour On / Off Timer	•	•
Remote Control	Full-Function	Full-Function
Air CFM (High / Med / Low)	290 / 230 / 180	290 / 230 / 180
Air Direction Control	2-Way	2-Way
Fresh Air / Exhaust Vents	No / *	No / *
Filter Type	Single	Single
Filter Access	•	•
Window Mounting Kit	•	•
Dimensions		
A - Cabinet Height	33"	33"
B - Cabinet Width	18-15/16"	18-15/16"
C - Cabinet Depth Only	15-3/4"	15-3/4"
Carton Height	34-15/16"	34-15/16"
Carton Width	26-1/4"	26-1/4"
Carton Depth	18-1/8"	18-1/8"
Unit Weight	88 Lbs.	86 Lbs.
Shipping Weight	96.8 Lbs.	94.6 Lbs.
UPC (0-12505)	27109-0	27108-3

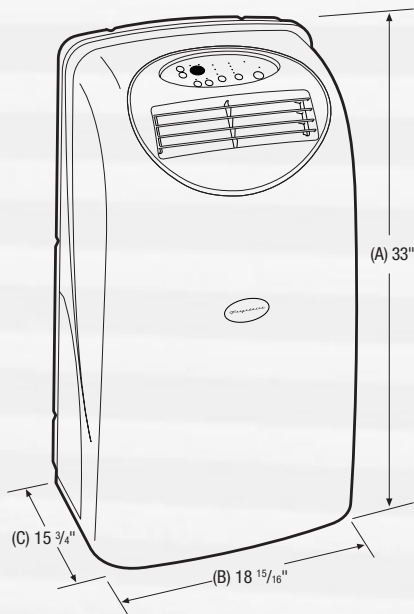
DEHUMIDIFIERS

Model	FDL60P1	FDL45P1	FDL25P1
Series	Frigidaire	Frigidaire	Frigidaire
ENERGY STAR®			
Performance			
Dehumidification (Pints / Day)	60	45	25
Dehumidification (Litres / Day)	28.4	21.3	11.8
EEV (L/KW/H)	1.5	1.5	1.3
Electrical			
Volts	115	115	115
Amps (Cool)	6.3	4.6	3.2
Watts (Cool)	730	530	370
Length of Power Cord	6-1/2'	6-1/2'	6-1/2'
Plug Type (NEMA)	5-15P	5-15P	5-15P
Features			
Controls	Electronic	Electronic	Electronic
Fan Speeds (Cool / Fan / Heat)	2	2	2
Low Temperature Operation	•	•	•
Air CFM (High / Med / Low)	250 / 210	250 / 210	220 / 200
Filter Type	Single	Single	Single
Filter Access	•	•	•
Container Capacity (Pints)	17	17	17
Dimensions			
A - Cabinet Height	24-5/8"	24-5/8"	24-5/8"
B - Cabinet Width	13-3/4"	13-3/4"	13-3/4"
C - Cabinet Depth Only	16-3/4"	16-3/4"	16-3/4"
Carton Height	26"	26"	26"
Carton Width	16-1/2"	16-1/2"	16-1/2"
Carton Depth	19-5/16"	19-5/16"	19-5/16"
Unit Weight	49.2 Lbs.	49.2 Lbs.	47 Lbs.
Shipping Weight	57.2 Lbs.	57.2 Lbs.	55 Lbs.
UPC (0-12505)	27107-6	27106-9	27105-2

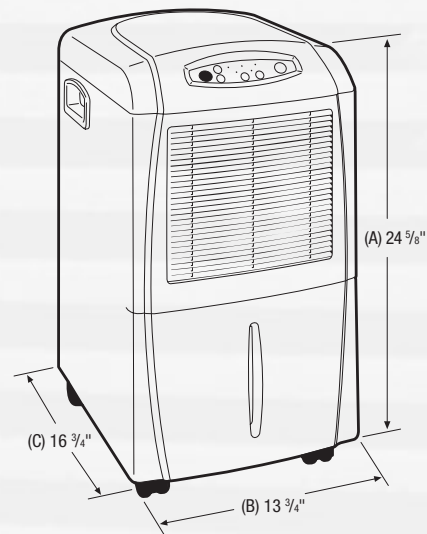
DIMENSIONS

The following dimension and cutout information is for planning purposes only. For complete installation details consult manual packed with product, or download manual at Customer Service, online at www.frigidaire.com.

Portable Models



Dehumidifier Models



Frigidaire® Home Comfort

FULL ONE-YEAR WARRANTY

Every Electrolux Home Products room air conditioner is guaranteed to be free of materials defects or component malfunctions. Electrolux Home Products will repair, without charge, any problem that occurs during the first year after original date of purchase.*

LIMITED 2ND - 5TH YEAR WARRANTY

Sealed Refrigeration System

Electrolux Home Products will provide a replacement for any defective part(s) in the Sealed Refrigeration System (compressor, condenser, evaporator and tubing) that breaks due to defects in materials or workmanship (not customer abuse), for the second through fifth years from original date of purchase.* Diagnostic, transportation and labor costs which are required because of service are the responsibility of the consumer.

*Some restrictions may apply for Alaska.

This warranty is provided by Electrolux Home Products North America, a division of Electrolux Home Products Inc. in the U.S.A., and in Canada by Electrolux Canada Corp. For complete warranty details, please refer to your Owner's Manual.

High standards of quality at Electrolux Home Products mean we are constantly working to improve our products. We reserve the right to change specifications or discontinue models without notice.

PARTS AND SERVICE

Wherever you live or move in the U.S.A., our national network of authorized independent service companies provide prompt, professional repair service. To maintain warranties, always ask for Electrolux Home Products Genuine Renewal Parts.



ELECTROLUX

THE WORLD'S NUMBER ONE CHOICE

Every Frigidaire® appliance is backed by the global strength of the Electrolux Group, the world's largest producer of kitchen, cleaning and outdoor appliances combined.

Frigidaire®

USA
250 Bobby Jones Expressway, Martinez, GA 30907
1-800-FRIGIDAIRE • <http://www.frigidaire.com>

CANADA
5855 Terry Fox Way, Mississauga, ON L5V 3E4
1-800-668-4606

 **The Electrolux Group. The world's No. 1 choice.**
KITCHEN, CLEANING AND OUTDOOR APPLIANCES COMBINED

