

## Freezer

### FFFC18M4RW

Manual Defrost  
18 Cu. Ft. Chest



#### Product Dimensions

Height (Including Lid)	35"
Width	61-1/4"
Depth	27-1/2"

#### More Easy-To-Use Features

##### Color-Coordinated Handle

##### Lock with Pop-Out Key

The freezer key automatically ejects after locking the door so you won't leave it in the door.

##### Adjustable Temperature Control

Select the correct temperature for your needs.

#### Available in:



White  
(W)

## Signature Features

### SpaceWise® Adjustable Baskets with Color-Coordinated Clips

Take organization to the next level with our heavy-duty adjustable plastic baskets with color-coordinated clips that snap-on and can be used to organize items by categories or purchase date so items are much easier to find.

### Power-On Indicator Light

Know at a glance that your freezer is working.

### Built with American Pride

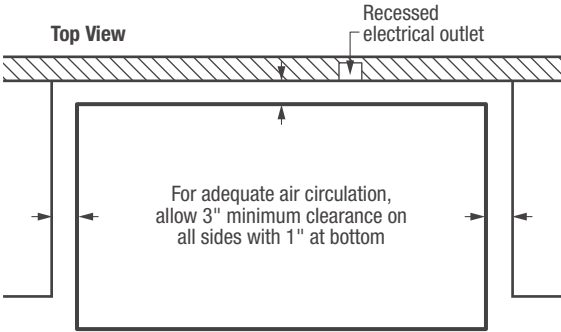
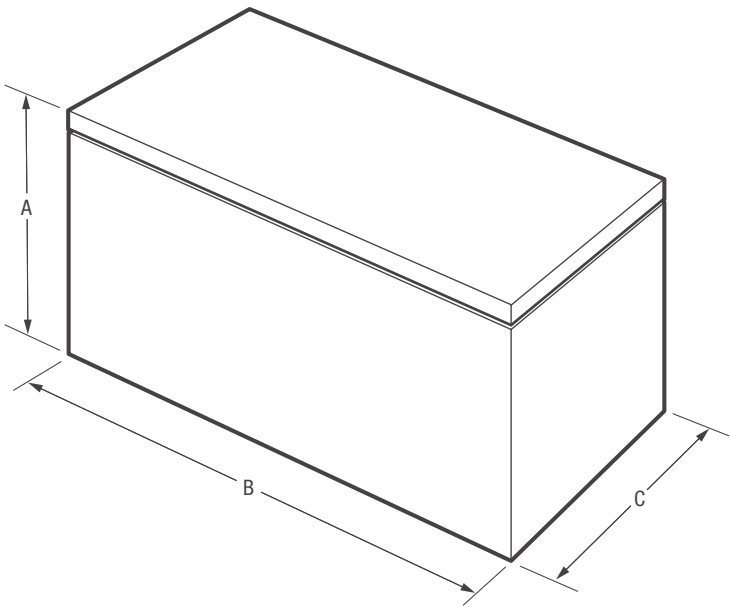
Appliances that are high-performing, more accessible, and more innovative than ever — designed, built, and engineered in the U.S.A.

### Defrost Water Drain

Use the drain to conveniently remove water during defrosting.

Features	
Defrost	Manual
Adjustable Temperature Control	Yes
Interior Lighting	Incandescent
SpaceWise® Sliding Plastic Baskets with Color-Coordinated Clips	2 Full-Width Upper Baskets
SpaceWise® Adjustable Dividers	
Food Organization System	
Defrost Water Drain	Yes
Lid Handle	Yes
Lock with Pop-Out Key	Yes
Power-On Light	Yes
Certifications	
CSA Rating	Household
Specifications	
Total Capacity (Cu. Ft.)	17.51
Annual Energy (kWh)	331
Annual Energy Cost (.12/ kWh)	40
Power Supply Connection Location	Bottom Rear
Voltage Rating	115V / 60Hz / 5A
Connected Load (kW rating) @ 115 Volts <sup>1</sup>	.6
Amps @ 115 Volts	5
Minimum Circuit Required (Amps)	15
Shipping Weight (Approx.)	200 Lbs.

<sup>1</sup>An electrical supply with grounded three-prong receptacle is required. The power supply circuit must be installed in accordance with current edition of National Electrical Code (NFPA 70) and local codes & ordinances.

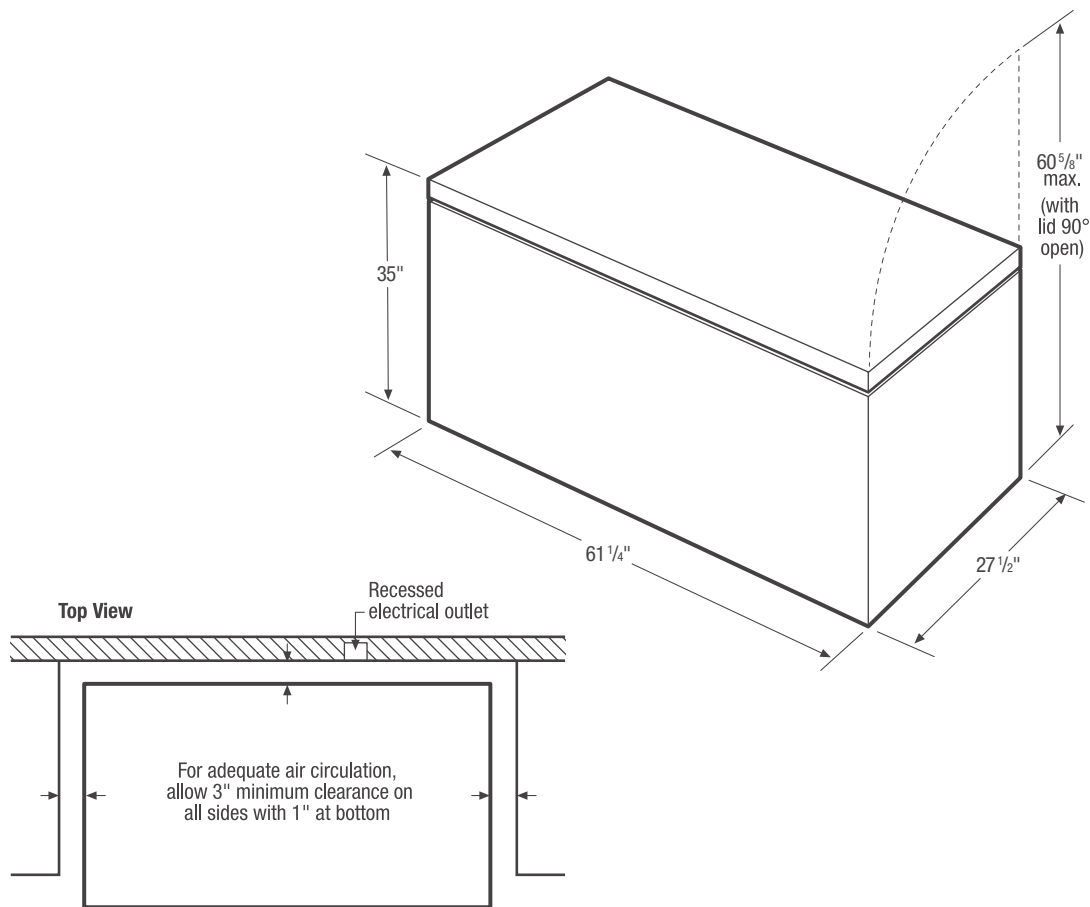


NOTE: For planning purposes only. Always consult local and national electric codes. Refer to Product Installation Guide for detailed installation instructions on the web at [frigidaire.com](http://frigidaire.com).



Product Dimensions	
A - Height (Including Lid)	35"
B - Width	61-1/4"
C - Depth	27-1/2"
Height with Lid Open 90°	60-5/8"

Accessories information available on the web at [frigidaire.com](http://frigidaire.com)



### Chest Freezer Specifications

- Product Shipping Weight (approx.) – 200 Lbs.
- An electrical supply with grounded three-prong receptacle is required. The power supply circuit must be installed in accordance with current edition of *National Electrical Code (NFPA 70)* and local codes & ordinances.
- Voltage Rating – 115V / 60 Hz / 5 Amps
- Connected Load (kW Rating) @ 115 Volts = 0.6 kW
- Amps @ 115 Volts = 5 Amps
- Always consult local and national electric codes.
- For adequate air circulation, allow 3" minimum clearance on all sides with 1" at bottom.

- Locate where surrounding air temperature will not exceed 110°F, to ensure optimum performance. (Temperatures 32°F and below will NOT affect operation.)
- All bottom corners of unit MUST rest firmly on solid level surface of hard material, same height as flooring. Surface must be strong and stable enough to support unit when fully loaded.
- Equipped with adjustable leveling legs to ensure unit is level, which is required in order to function properly.

**Note:** For planning purposes only. Refer to Product Installation Guide on the web at [frigidaire.com](http://frigidaire.com) for detailed instructions.