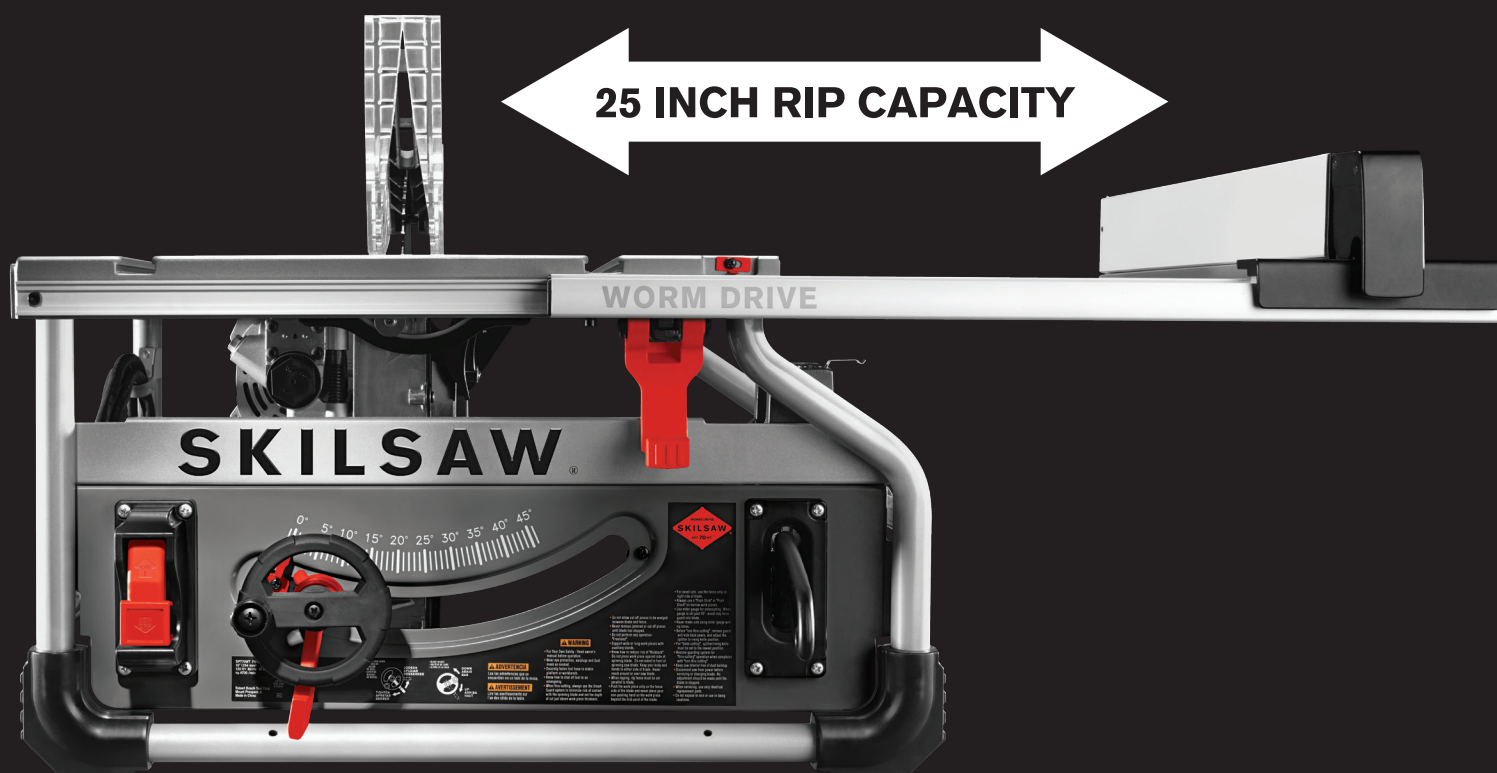




10 In. PORTABLE WORM DRIVE TABLE SAW

**TRUE TO  
THE TRADE  
SINCE 1924™**

The only tools in your arsenal that stay true  
with legendary performance and character.



**SPT 70 WT-01**

**The Original Worm Drive™  
The Legend. Reborn.™**



**Worm Drive Table Saw  
Designed For Ripping  
STAYS POWERFUL**



**Maximum Torque And  
Proven Jobsite Durability  
STAYS TOUGH**



**25 In. Capacity For  
Ripping Sheet Goods  
STAYS PRODUCTIVE**

We're bringing something to the table that pros have wanted for a while—the world's first Worm Drive table saw specifically designed for ripping. With the power and torque to tackle difficult cuts, bogging down is a thing of the past. The impressive 3-1/2 in. depth of cut and 25 in. rip capacity are big enough to rip plywood sheets in half. It also features our best-in-class Dual-Field™ motor and smooth start-up for a saw that runs cooler and lasts longer. Without sacrificing legendary SKILSAW durability, you get a compact and portable saw that will be the talk of the jobsite. Welcome to the next chapter in the Worm Drive legacy.



## 10 In. PORTABLE WORM DRIVE TABLE SAW

### Legendary Gearing

The first ever brass-gear Worm Drive Table Saw makes this the ultimate ripping machine.

### Hard-Working Character

Solid construction coupled with best-in-class Dual-Field™ motor keeps it cutting for a lifetime.

### Powerful Performance

25 in. rip capacity and 3-1/2 in. depth of cut for demanding jobs and increased productivity.




### The SKILSAW Dual-Field™ Motor

Our Dual-field™ motor was invented for saws, for pros, for legends, for you. Its unique dual copper windings keep you and your crew going strong all day. Its dual purpose is to power and cool the motor through the toughest cuts today and tomorrow. Others try to master this balance of power and cooling but fail. Our Dual-field motor is why our saws will always Stay True™.


### SKILSAW Dual-Field™ Motor

#### OURS RUN COOLER



### Competitor Motor

#### THEIRS RUN HOT



### SKILSAW Stay True™ Guarantee

Cut for 180 days. If you're not satisfied, we'll give you your money back.

We call it our Stay True™ Guarantee.

### Specifications

Ratings:  
15A, 120V ≈ 60 Hz  
no 5,300/min  
All-metal roll cage  
design, die cast  
aluminum table top  
and side extension

Tool Weight: 49 lbs.  
(22.2 Kg) without blade,  
cord and wrench

Cord Length:  
6 ft. (1.8 m)

### Capacities

3-1/2 in. (89 mm) Max cut at 90°  
2-3/10 in. (58 mm) Max cut at 45°  
25 in. Max rip capacity on right  
side of the blade

### Includes

24-tooth SKILSAW® carbide blade  
miter gauge, self-aligning fence,  
smart guard system including  
anti-kick back device, insert plate,  
push stick, wrench.