



#### VL 041 715\*

Stainless steel control panel  
Control unit  
Width 3 3/8" (8.5 cm)  
Air extraction/recirculation with 200 series AR 400/401 blowers and AR413 recirculation blower.

#### VL 040 715\*

Stainless steel control panel  
Expansion element  
Width 3 3/8" (8.5 cm)  
Air extraction/recirculation with 200 series AR 400/401 blowers and AR413 recirculation blower.

#### Required installation accessories

##### AD 724 040\*\*

Transition to 6" round duct.  
Required to connect duct to bottom of VL downdraft or when connecting duct to right/left side of VL downdraft. (see adjacent drawing)

##### AD 724 041

Rectangular adapter piece.  
Must order AD724040\*\* transition to 6" round to vent downwards / left or right and AD724041 when venting to left or right side of VL 414 downdraft. No duct connection pieces are included.

#### Installation accessories

##### VV 200 014

Connecting strip for combination with other Vario cooktops with integrated control panel.

##### LS 041 001

Air deflector for combination of VL 040/041 with gas cooktops to prevent a flame which has been set to a low level from being extinguished.

##### AS 070 001

Connection for extension in the case of installation next to VK steamer or VF deep fryer.  
(see adjacent drawing)

\*New model number available January 2016.

\*\*Model number AD724040 changes to AD724042 effective March 2016.

#### Vario 200 series downdraft ventilation VL 040/VL 041

- Ventilation unit integrated in the countertop. The least conspicuous ventilation method around
- Effective extraction at countertop level
- Minimal planning and easy installation for air recirculation
- Downdraft ventilation system control unit for combination with Vario 200 series cooktops

#### Features

Output control knob operation  
4 output levels.  
Power control by 2-stage switch.  
Ventilation grill can be removed.  
Stainless steel grease filter with grease drip tray, dishwasher-safe.  
No transition included  
(order separately).

#### Planning notes

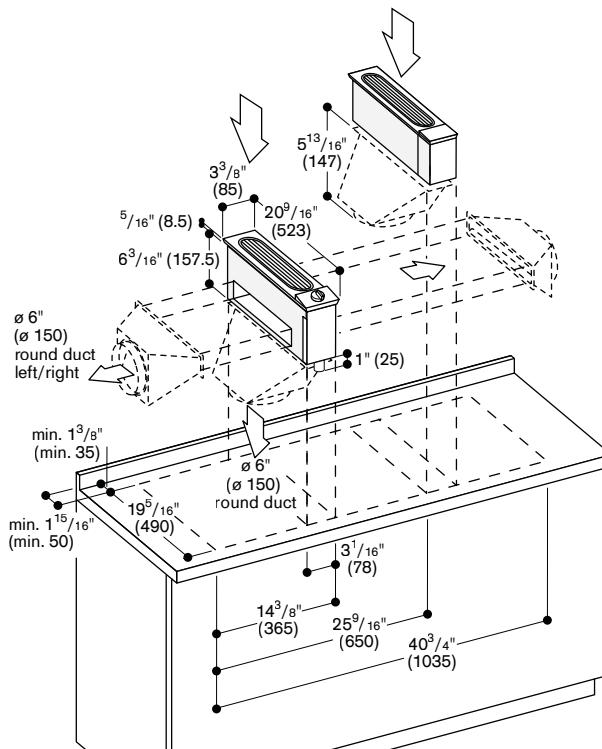
Air extraction in combination with 200 series AR400740 inline/AR401740 remote blower or recirculation mode with AR413720 recirculation blower. Combination of only 1x VL 041 and 1x VL 040 possible.

Maximum cooktop width of 24" between two VL.  
Installation of LS041001 air deflector is required if ventilation is installed next to a gas appliance to prevent a fire hazard caused by saturated grease filter.  
If LS041001 air deflector is installed WP400000 wok pan can not be used.

Please read additional planning notes on page 98.

#### Rating

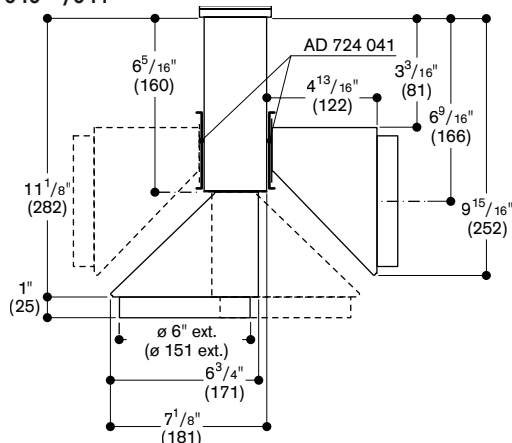
120 V / 60 Hz  
Connection cable: 39 9/16".



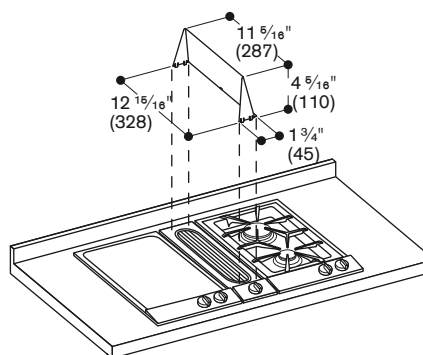
Round duct pipe connection piece to bottom ø 6" (150) with AD724040\*\*

Round duct pipe connection piece to left/right ø 6" (150) with AD724040\*\* + AD724041

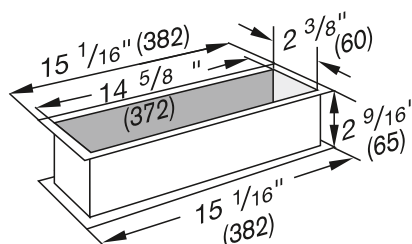
#### Transition to 6" round duct to bottom/left/right with AD 724 040\*\*/041



#### LS 041 001 air deflector



#### AS 070 001 connection for extension



Numbers indicated  
inside parenthesis ( ) = mm