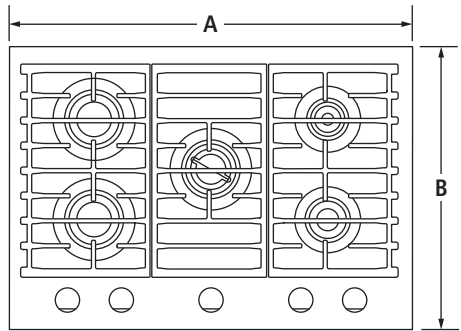


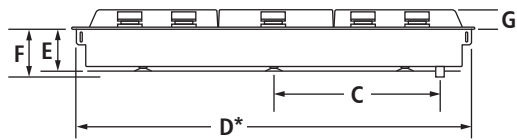
30" GAS COOKTOP

JGC1530B – 30" x 4 $\frac{3}{16}$ " x 21"

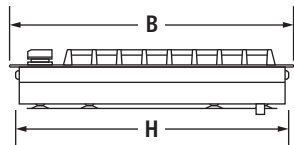
PRODUCT DIMENSIONS



TOP VIEW



FRONT VIEW



SIDE VIEW

MODEL #		JGC1530B	
		in	cm
A	Overall width	30	76.2
B	Depth of cooktop	21	53.3
C	Center of cooktop to center of gas inlet	12 $\frac{5}{16}$	31.3
D*	Width of recessed cooktop	29 $\frac{5}{16}$	74.5
E	Height of recessed cooktop	3 $\frac{3}{16}$	8.1
F	Height from gas inlet to countertop	4 $\frac{3}{16}$	10.6
G	Height with grates	1 $\frac{1}{4}$	3.1
H	Depth of recessed cooktop	20 $\frac{5}{16}$	51.6

*Measured from tab to tab. Tabs should not be bent during installation.

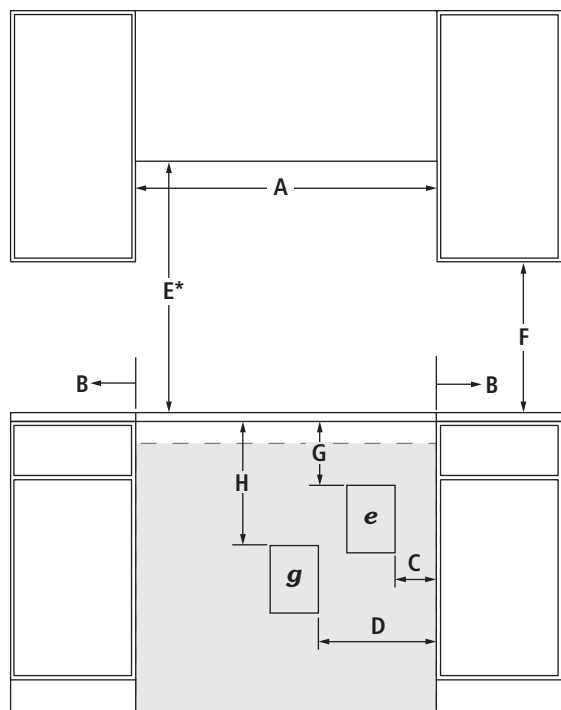
IMPORTANT: Dimensional specifications are provided for planning purposes only.Do not make any cutouts based on this information. Refer to the Installation Guide *before* selecting cabinetry, verifying electrical/gas connections, making cutouts or beginning installation.

All Jenn-Air® appliances are appropriately UL, CUL or CSA approved.

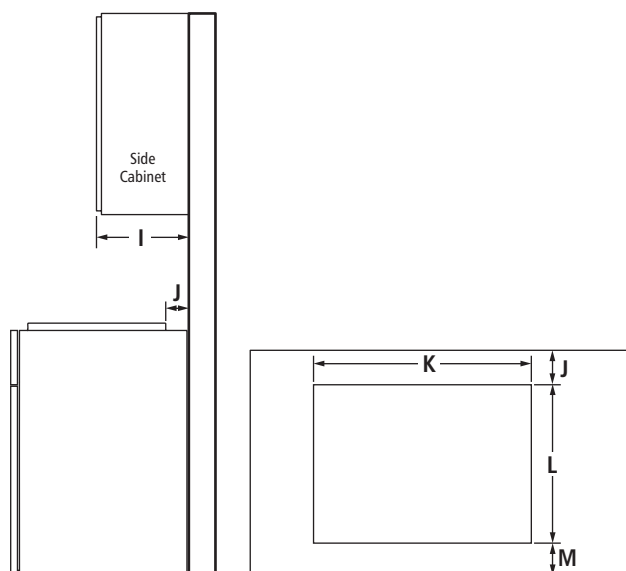
30" GAS COOKTOP

JGC1530B – 30" x 4³/₁₆" x 21"

OPENING/CLEARANCE DIMENSIONS



FRONT VIEW



SIDE VIEW

TOP VIEW – CUTOUT

MODEL #		JGC1530B	
		in	cm
A	Width of combustible area above cooking surface (min.)	30	76.2
B	Width from cooktop to fixed wall or other combustible material (min.)	6	15.2
C	Width to outer edge of electrical outlet (recommended)	9	22.9
D	Width to gas supply line location (recommended)	12	30.5
E*	Height to bottom of uncovered wood or metal cabinet above cooking surface (min.)	30	76.2
F	Height to bottom of uncovered wood or metal cabinet (min.)	18	45.7
G	Height to top edge of electrical outlet (recommended)	9	22.9
H	Height to gas supply line location (recommended)	18	45.7
I	Depth of upper cabinet (recommended)	13	33.0
J	Depth from cutout to wall (min.)	2 ⁵ / ₁₆	5.9
K	Width of cutout	29 ³ / ₈	74.6
L	Depth of cutout	20 ³ / ₈	51.8
M	Depth from cutout to front of countertop	2 ⁵ / ₁₆	5.9
e	Recommended electrical access location		
g	Recommended gas supply line location		

*Dimension can be reduced by 6" (15.2 cm) when bottom of wood or metal cabinet is covered by not less than ¼" (0.6 cm) flame retardant millboard covered with not less than No. 28 MSG sheet metal, 0.015" (0.4 mm) stainless steel, 0.024" (0.6 mm) aluminum or 0.020" (0.5 mm) copper. If installing a hood or microwave hood combination above the cooktop, follow the hood or microwave hood combination instructions for dimensional clearances above the cooking surface.

GAS REQUIREMENTS

Natural Gas

This cooktop is factory-set for use with natural gas.

LP Gas Conversion

Conversion must be done by a qualified service technician. To convert to LP gas, use an LP gas conversion kit.

ELECTRICAL REQUIREMENTS

120 volt, 60 Hz, AC only, 15-amp fused, electrical circuit is required. A time-delay fuse or dedicated circuit is recommended.

LOCATION REQUIREMENTS

- To ensure cooktop base clearance, cabinet side walls need to be wider than the cutout.
- If cabinet has a drawer, allow a 4" (10.2 cm) minimum clearance between countertop and top of drawer. Drawer depth may need to be shortened to avoid interfering with the regulator.

IMPORTANT: Dimensional specifications are provided for planning purposes only.

Do not make any cutouts based on this information. Refer to the Installation Guide *before* selecting cabinetry, verifying electrical/gas connections, making cutouts or beginning installation.

All Jenn-Air® appliances are appropriately UL, CUL or CSA approved.

SINGLE WALL OVEN AND COOKTOP COMBINATIONS

For the approved model number combinations, refer to the under counter label located on top of the oven chassis and on the bottom of the cooktop burner box.

APPROVED MODEL NUMBER COMBINATIONS

SINGLE WALL OVENS

30-Inch: JJW3430D, JJW2430D

27-Inch: JJW2427D

INDUCTION COOKTOPS

36-Inch: JIC4536X

30-Inch: JIC4430X

GAS COOKTOPS

36-Inch: JGC7636B, JGC1536B

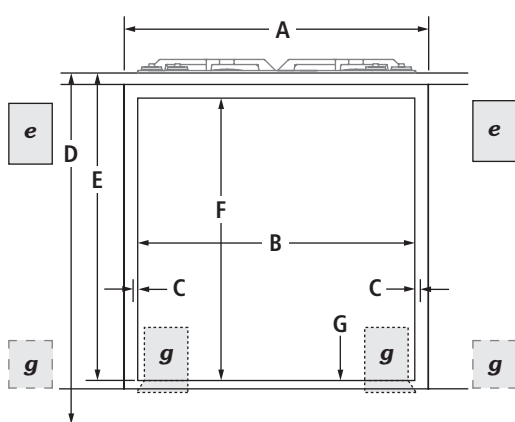
30-Inch: JGC7530B, JGC1530B

ELECTRIC COOKTOPS

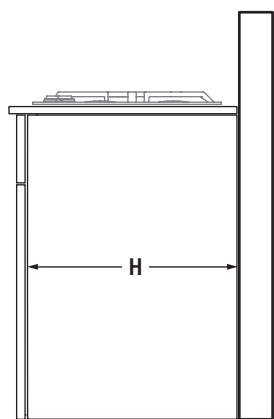
36-Inch: JEC4536B, JEC3536B

30-Inch: JEC4430B, JEC3430B

OPENING/CLEARANCE DIMENSIONS



**FRONT VIEW –
UNDER COUNTER INSTALLATION**
(with cooktop installed above)



**SIDE VIEW –
UNDER COUNTER INSTALLATION**
(with cooktop installed above)

MODEL #		JJW3430D JJW2430D		JJW2427D	
		in	cm	in	cm
A	Width of cabinet (min.)	30	76.2	27	68.6
B	Width of cutout (recommended)	28½	72.4	25½	64.8
C	Oven trim overlap	⅝	1.6	⅝	1.6
D	Top of countertop to floor	36	91.4	36	91.4
E	Top of countertop to bottom of cutout				
	Induction cooktop combination	31⅜	79.7	31⅜	79.7
	Gas cooktop combination	31⅜	79.7	31⅜	79.7
	Electric cooktop combination	31⅜	79.7	31⅜	79.7
F	Height of cutout (recommended)	27¾	70.5	27¾	70.5
G	Bottom of cutout to floor				
	Induction cooktop combination	4⅝	11.7	4⅝	11.7
	Gas cooktop combination	4⅝	11.7	4⅝	11.7
	Electric cooktop combination	4⅝	11.7	4⅝	11.7
H	Depth of cabinet (min.)	24	61.0	24	61.0
E	Recommended junction box location				
G	Recommended gas supply line location for gas cooktop				

NOTE: For under counter installation, the junction box should be located in the adjacent right or left cabinet. Drill a 1" (2.5 cm) minimum diameter hole in an upper corner of the side wall for access to the junction box.

CABINET REQUIREMENTS

NOTE: When using under counter installation, check cabinet manufacturer's specifications to verify fit.

IMPORTANT: Dimensional specifications are provided for planning purposes only.

Do not make any cutouts based on this information. Refer to the Installation Guide *before* selecting cabinetry, verifying electrical/gas connections, making cutouts or beginning installation. All Jenn-Air® appliances are appropriately UL, CUL or CSA approved.