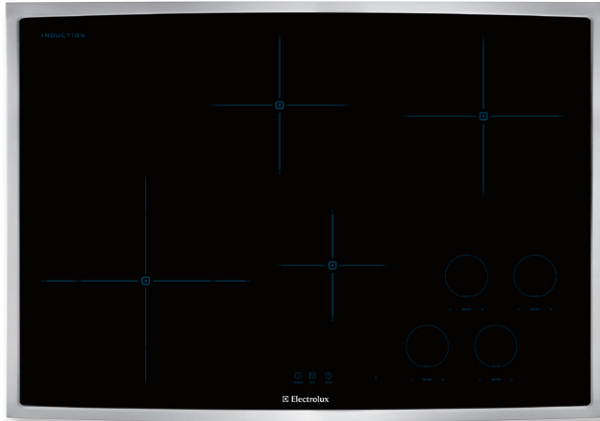


INDUCTION COOKTOPS

EW30IC60L S/B



PRODUCT DIMENSIONS

Width	30-3/4"
Depth	21-3/4"
Height (Extreme Bottom to Underside of Cooktop)	6-5/8"

MORE EASY-TO-USE FEATURES

KEEP WARM SETTING

Maintain food at the perfect serving temperature with this setting — it's a great feature when you're entertaining.

EXCEPTIONAL TEMPERATURE CONTROL

Adjust heat with greater accuracy than gas or electric cooktops, especially at lower settings. Perfect for melting chocolate and cooking delicate foods and sauces.

PERFECT SET® CONTROLS

With up to 25 digital preset touch settings, you can quickly raise or lower temperatures, so cooking can begin at any time — without waiting for preheating.

MORE ENERGY EFFICIENT

Cooking with induction is 70% more efficient than gas and 20% more efficient than electric.

POWER ASSIST FUNCTION

Generates rapid heat for a quick boil.

PLATINUM STAR® LIMITED WARRANTY

Our exclusive limited warranty that includes a 3-year coverage on parts and one year on labor without charge.²

A.D.A. COMPLIANT

When properly installed, this model is A.D.A.-qualified based on the United States Access Board's A.D.A./A.B.A. Accessibility Guidelines and the Department of Justice's 2010 A.D.A. Standards for Accessible Design.

Available in:



Stainless
(S)

Black
(B)

SIGNATURE FEATURES



BOIL WATER IN 90 SECONDS¹

Inspired by professional performance & power, the induction cooktop boils water in 90 seconds!



PROFESSIONAL TEMPERATURE CONTROL

Cooking with induction is more responsive than gas or electric — you can instantly adjust the heat to a delicate simmer or bring it to a quick boil.



ADAPTS TO DIFFERENT POT & PAN SIZES

The induction cooktop adapts to different pot & pan sizes to provide perfectly consistent heat for delicious results.



COOKTOP STAYS COOLER

With induction cooking, heat is generated directly in the cookware, so the cooktop stays cooler to the touch — making it easier to clean.

ELEMENT

WATTS

10" Induction Cooking Element	2600W / 3900W
8" Induction Cooking Element	2300W / 3200W
7" Induction Cooking Element	1900W / 2600W
6" Induction Cooking Element	1450W / 2000W

¹10" induction burner with Power Boost, 6 qt./10" diameter pot, 1 qt. tepid water.

²Eligibility based on product registration with Electrolux North America within 60 days of purchase. Products must have been purchased on or after July 1, 2013. Coverage includes material parts for 3 years and labor for 1 year.

INDUCTION COOKTOPS

EW30IC60L S/B



30" INDUCTION COOKTOPS

FEATURES

Perfect Set® Electronic Touch Controls	Yes
Ceramic Smoothtop Glass Surface	Yes
10" Induction Cooking Element – 2600W/3900W	1
8" Induction Cooking Element – 2300W/3200W	1
7" Induction Cooking Element – 1900W/2600W	1
6" Induction Cooking Element – 1450W/2000W	1
Keep Warm Setting	Yes
Hot Surface Indicator Lights	Yes
Sealed Spill Control Cooktop	Yes
Sabbath Mode (Star-K® Certified)	
A.D.A. Compliant*	Yes

ACCESSORIES

Granite Countertop Installation Kit – PN# 903061-9010	Optional
---	----------

SPECIFICATIONS

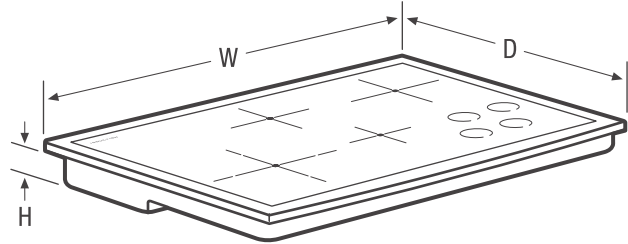
Color –	
Stainless Steel	S
Black	B
Power Supply Connection Location	Right Center Rear
Connected Load (kW Rating) @ 240/208 Volts	8.4/7.3
Amps@240/208 Volts	35.0/35.1
Minimum Circuit Required (Amps)	40
Electrical – Single phase 4-wire cable, 120/ 240 Volts or 120 /208 Volts, 60 Hz, fused on both sides of line with ground.	Required
Armored Electrical Cable	Included
Approved for Single Oven Combination Installation**	Yes
Shipping Weight (Approx.)	60 Lbs.

*When properly installed, this model is A.D.A. – qualified based on the United States Access Board's A.D.A./A.B.A. Accessibility Guidelines and the Department of Justice's 2010 A.D.A. Standards for Accessible Design.

NOTE: Always consult local and national electric codes. Refer to Product Installation Guide for detailed installation instructions on the web at electroluxappliances.com.

Specifications subject to change.

**Approved to be used over any Electrolux Single Wall Oven



PRODUCT DIMENSIONS

Width	30-3/4"
Depth	21-1/2"
Height (Extreme Bottom to Underside of Cooktop)	4-3/8"

Electrolux Major Appliances, N.A.

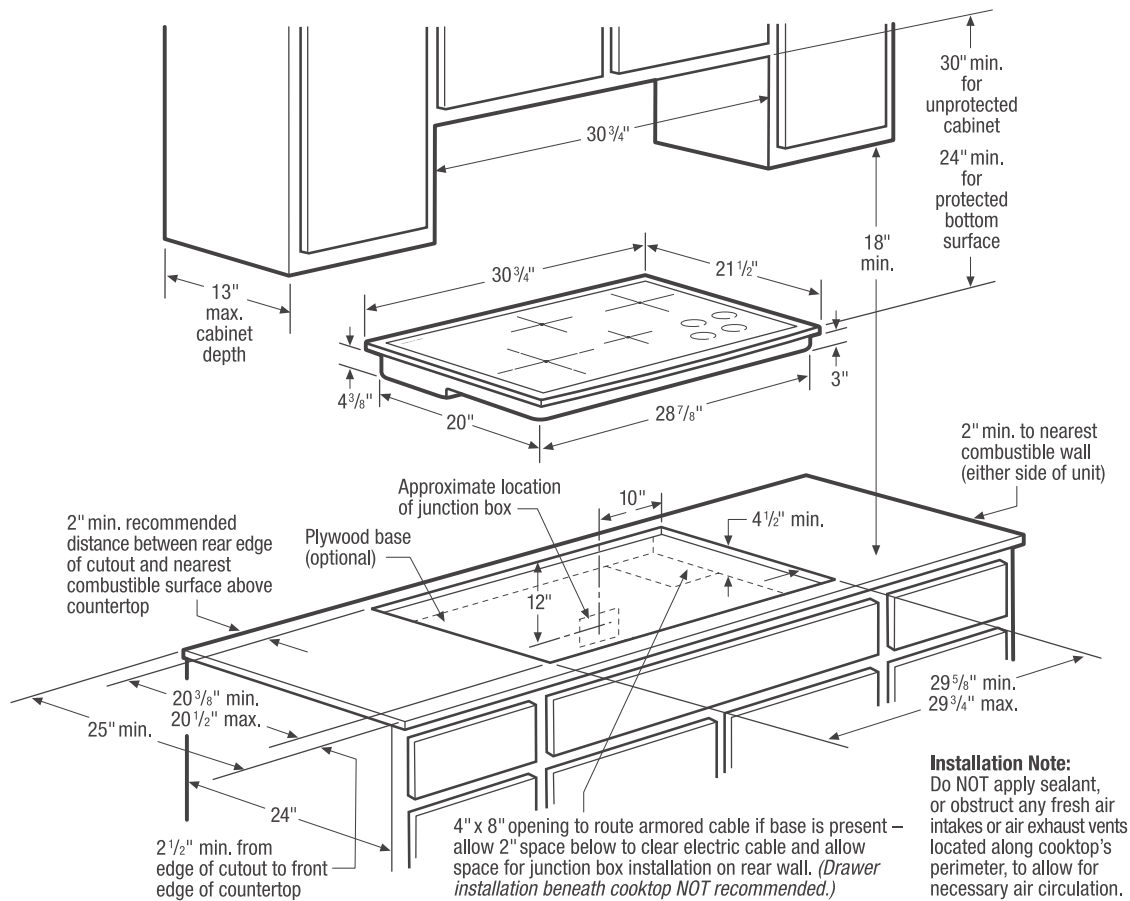
USA • 10200 David Taylor Drive • Charlotte, NC 28262 • 1-877-4electrolux (1-877-435-3287) • electroluxappliances.com
 CANADA • 5855 Terry Fox Way • Mississauga, ON L5V 3E4 • 1-800-265-8352 • electroluxappliances.ca

EW30IC60L 10/15

© 2015 Electrolux Home Products, Inc.



High standards of quality at Electrolux Home Products, Inc. mean we are constantly working to improve our products. We reserve the right to change specifications or discontinue models without notice.



30" Induction Cooktop Specifications

- Product Weight – 45 Lbs.
- Single phase 3- or 4-wire cable, 120/240 or 120/208 Volt, 60 Hertz, fused on both sides of line with ground.
- Connected Load (kW Rating) @ 240/208 Volts = 8.4 /7.3kW
- Amps @ 240/208 Volts = 35.0/35.1 Amps
- Recommended Circuit Breaker – 40 Amps
- Always consult local and national electric codes.
- Allow 2" space beneath cooktop or optional platform to clear electrical cable and allow space for installation of junction box on wall at back of cooktop. Position center of junction box 10" inward from right side of cooktop cutout, and 12" down from underside of countertop.
- Overhead cabinetry should not exceed a 13" maximum depth.
- Allow 30" minimum clearance between top of cooktop and bottom of unprotected wood or metal overhead cabinetry.
- Absolute minimum horizontal distance between overhead cabinets installed to either side of appliance must be no less than 30-3/4".
- Allow 24" minimum clearance when bottom of wood or metal overhead cabinet is protected by not less than 1/8" flame-retardant millboard covered with not less than No. 28 MSG sheet steel, 0.015" stainless steel, 0.024" aluminum or 0.020" copper.

- Allow 2" minimum clearance between rear edge of cutout and nearest combustible surface above countertop.
- Allow 2" minimum clearance from edge of cooktop to nearest combustible wall on either side of unit.
- Do NOT apply sealant, or obstruct any fresh air intakes or air exhaust vents located along cooktop's perimeter, to allow for necessary air circulation.
- To reduce risk of fire when using overhead cabinetry, install range hood that projects horizontally a recommended minimum of 5" beyond bottom of cabinets.
- Induction Cooktop model EW30IC60L is approved to be used over any Electrolux Electric Single Wall Oven (EW27EW55P, EW30EW55P, EI27EW35P or EI30EW35P).

Note: For planning purposes only. Refer to Product Installation Guide on the web at electroluxappliances.com for detailed instructions.

Optional Accessories

- Granite Countertop Installation Kit – (PN# 903061-9010).

Electrolux Major Appliances, N.A.

USA • 10200 David Taylor Drive • Charlotte, NC 28262 • 1-877-4electrolux (1-877-435-3287) • electroluxappliances.com
 CANADA • 5855 Terry Fox Way • Mississauga, ON L5V 3E4 • 1-800-265-8352 • electroluxappliances.ca

