


FEATURES

- Integrated design allows for installation of multiple cooktops or modules.
- Dual-stacked sealed burner with flame recognition and automatic reignition for safety and ease of use.
- Crafted of heavy-duty stainless steel.
- High-output 22,000 Btu burner concentrates its flame in precisely the right spot for stir-frying.
- Individual spark ignition system.
- Illuminated control panel with cool touch control knob.
- Two interchangeable, porcelain-coated cast iron burner grates—wok grate and low-profile grate.
- Deep seamless burner pan for easy cleanup.



Model IM15/S

MODEL OPTIONS

Natural Gas	IM15/S
LP Gas	IM15/S-LP

ACCESSORIES

- Filler strip for installation with another cooktop or module.
- Support bracket for installation with another module and 30" downdraft.
- High altitude conversion kit—LP above 8,600' and NG above 10,250'.

Accessories available through an authorized Wolf dealer. For local dealer information, visit the find a showroom section of our website, wolfappliance.com.

SPECIFICATIONS

PRODUCT

Dimensions 15"W x 5"H x 21"D
Weight 30 lb

ELECTRICAL

Supply 120 VAC, 60 Hz
Service 15 amp circuit
Power Cord 6'

GAS

Supply $\frac{3}{4}$ " rigid pipe
Inlet $\frac{1}{2}$ " NPT male

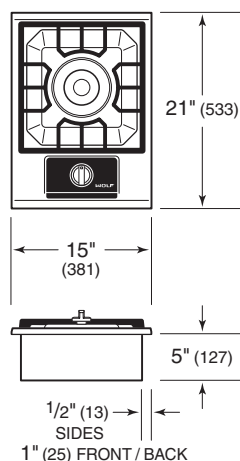
BURNER RATING

High 22,000 Btu

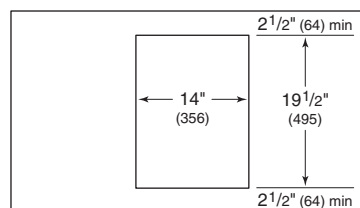
Specifications are subject to change without notice. Visit wolfappliance.com/specs for the most up-to-date information.

Dimensions may vary $\pm \frac{1}{8}$ " (3). Dimensions in parentheses are millimeters unless otherwise specified.

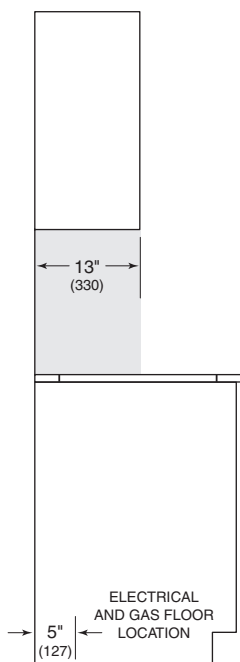
DIMENSIONS



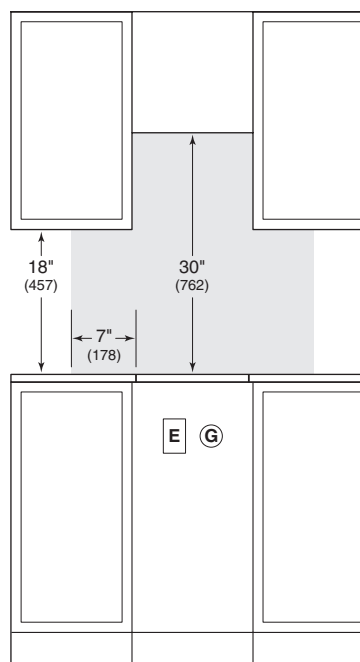
INSTALLATION



COUNTERTOP CUT-OUT



SIDE VIEW



FRONT VIEW

NOTE: Shaded area above countertop indicates minimum clearance to combustible surfaces, combustible materials cannot be located within this area.