


## FEATURES

- Custom front panels and hardware allow for infinite design options.
- Integrated design allows for dual installation and point-of-use refrigeration.
- Interactive smart-touch control panel.
- Internal dispenser provides chilled water inside refrigerator (IT-30RID).
- Air purification system reduces odors, bacteria, viruses and ethylene gas.
- Advanced water filtration system.
- LED lit interior.
- Adjustable nano-coated spill-proof glass shelves, door shelves and dairy compartment.
- Deli drawer with adjustable dividers.
- Smooth-glide, high-humidity crisper drawer with sliding cover and storage drawer, both with adjustable dividers.
- Door/drawer alarm and smart home features.
- Informational freshness cards.



Model IT-30R



## MODEL OPTIONS

All Refrigerator	IT-30R
Internal Dispenser	IT-30RID

*Specify RH or LH door.*

## INTERIOR FEATURES

### REFRIGERATOR

- 3 Adjustable glass shelves
- 1 Stationary shelf
- Deli drawer with 2 adjustable dividers
- Adjustable dairy compartment
- 2 Adjustable door shelves
- 1 Stationary door shelf
- Sliding crisper drawer cover
- 4 Adjustable drawer dividers

## ACCESSORIES

- Stainless steel front panels with tubular or pro handles.
- Stainless steel tubular and pro handles.
- Dual installation kit for installation with column, tall or drawer model.
- Stainless steel kickplate.
- Dozen egg container.
- Replacement air purification cartridge and water filter.

Accessories available through an authorized Sub-Zero dealer. For local dealer information, visit the find a showroom section of our website, subzero.com.

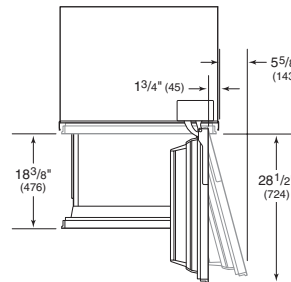
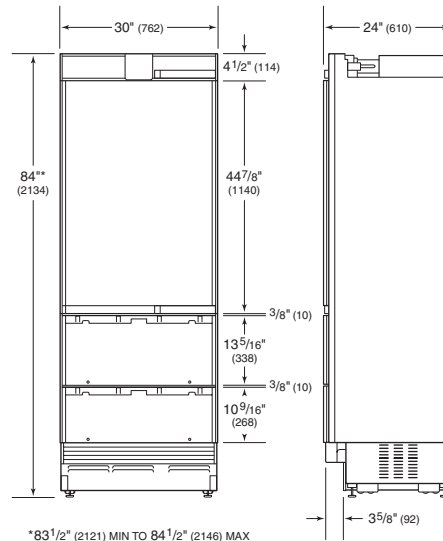
SPECIFICATIONS	
<b>PRODUCT</b>	
Dimensions	30"W x 84"H x 24"D
Door Clearance	28 1/2"
Weight	400 lb
<b>CAPACITY</b>	
Refrigerator	16.5 cu ft
<b>ELECTRICAL</b>	
Supply Service	115 VAC, 60 Hz 15 amp circuit
<b>PLUMBING (IT-30RID)</b>	
Supply Pressure	1/4" OD copper, braided stainless steel or PEX tubing 35–120 psi

Product dimensions do not include panels or handles and will vary with panel thickness. Allow for panel thickness when planning the finished opening depth.

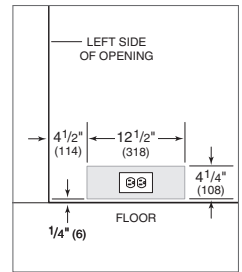
Specifications are subject to change without notice. Visit [subzero.com/specs](http://subzero.com/specs) for the most up-to-date information.

Dimensions may vary  $\pm 1/8"$  (3). Dimensions in parentheses are millimeters unless otherwise specified.

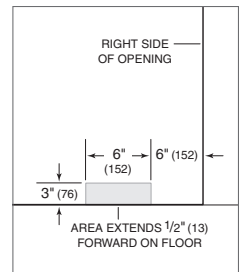
## DIMENSIONS



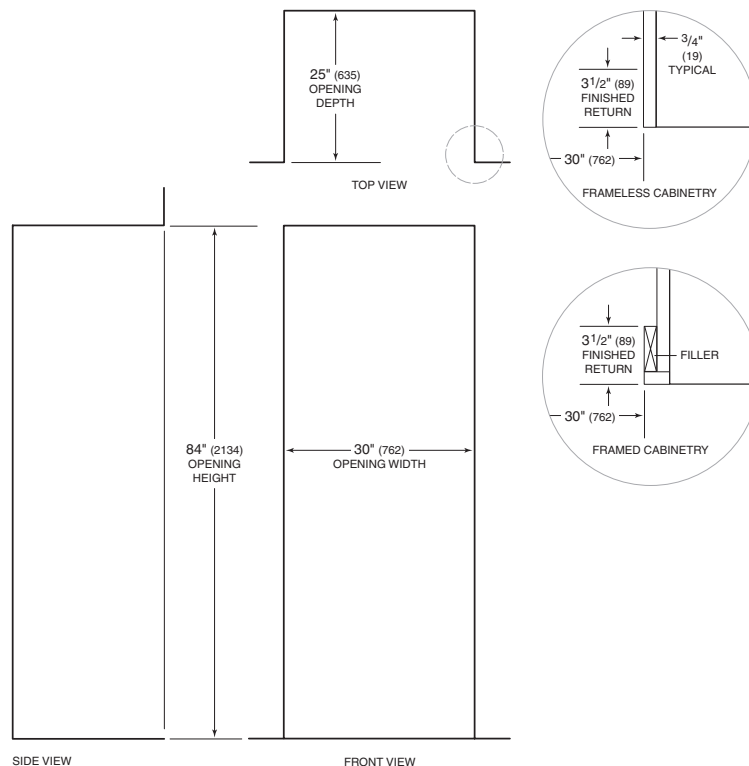
## ELECTRICAL



## PLUMBING



## INSTALLATION



NOTE: 3 1/2" (89) finished returns will be visible and should be finished to match cabinetry.