


FEATURES

- Four design options: framed, overlay, flush inset and stainless steel.
- Dual refrigeration system ensures the freshest food and energy efficiency.
- Electronic microprocessor constantly monitors entire unit to ensure proper food storage environment.
- Air purification system reduces odors, bacteria, viruses and ethylene gas.
- Advanced water filtration system.
- Dispenser provides ice and chilled water through the door.
- Illuminated touch control panel.
- Bright interior lighting throughout, including storage drawer area.
- Adjustable door shelves, spill-proof glass refrigerator shelves, dairy compartment and wire freezer shelves.
- Crisper and deli drawers form a lower-temperature zone ideal for produce and meats.
- Soft-close glide system on refrigerator storage drawers.
- Easy-access flip-up grille.
- Informational freshness cards.
- Automatic ice maker with max ice feature temporarily increases production.



Model BI-48SD



MODEL OPTIONS	
Overlay (framed, flush inset)	BI-48SD/O
Stainless (tubular handle)	BI-48SD/S/TH
Stainless (pro handle)	BI-48SD/S/PH

INTERIOR FEATURES	
REFRIGERATOR	
4 Adjustable glass shelves	
1 Stationary glass shelf	
1 High-humidity drawer with divider	
2 Storage drawers with divider	
3 Adjustable door shelves	
2 Stationary door shelves	
Adjustable dairy compartment	
FREEZER	
2 Adjustable wire shelves	
1 Stationary solid shelf	
3 Storage drawers	
5 Adjustable door shelves	
Automatic ice maker with dispenser	

ACCESSORIES

- Grilles for 83" or 88" finished height (84" is standard).
- Framed front panels in white or stainless steel.
- Flush inset panels in stainless steel with tubular or pro handles.
- Custom front panel mounting kit.
- Side panel in white or stainless steel.
- Stainless steel tubular and pro handles.
- Full-length standard and extended framed handles.
- Stainless steel kickplate.
- Partial framed kit for stainless steel panels above and below dispenser.
- Dozen egg container.
- Replacement air purification cartridge and water filter.

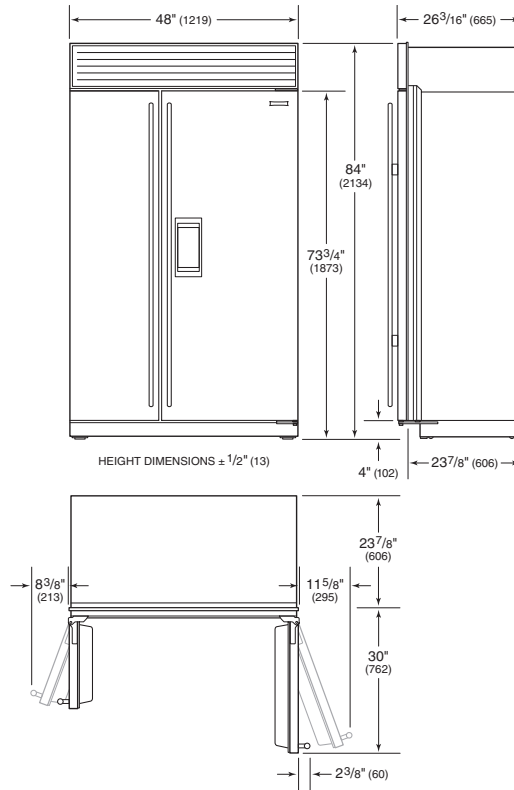
Accessories available through an authorized Sub-Zero dealer. For local dealer information, visit the find a showroom section of our website, subzero.com.

SPECIFICATIONS	
PRODUCT	
Dimensions	48"W x 84"H x 24"D
Door Clearance	30 1/2"
Weight	656 lb
CAPACITY	
Refrigerator	18.8 cu ft
Freezer	9.6 cu ft
ELECTRICAL	
Supply	115 VAC, 60 Hz
Service	15 amp circuit
PLUMBING	
Supply	1/4" OD copper, braided stainless steel or PEX tubing
Pressure	35–120 psi

Specifications are subject to change without notice. Visit subzero.com/specs for the most up-to-date information.

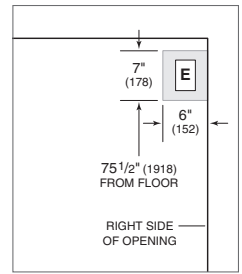
Dimensions may vary ±1/8" (3). Dimensions in parentheses are millimeters unless otherwise specified.

DIMENSIONS

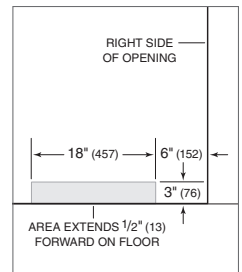


Dimensions based on stainless steel model. For flush inset, add 1/2" (13) to door clearance dimensions.

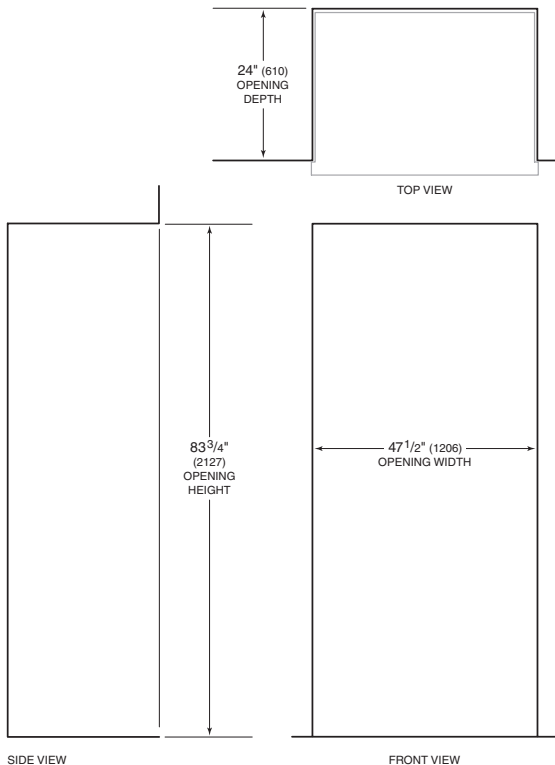
ELECTRICAL



PLUMBING

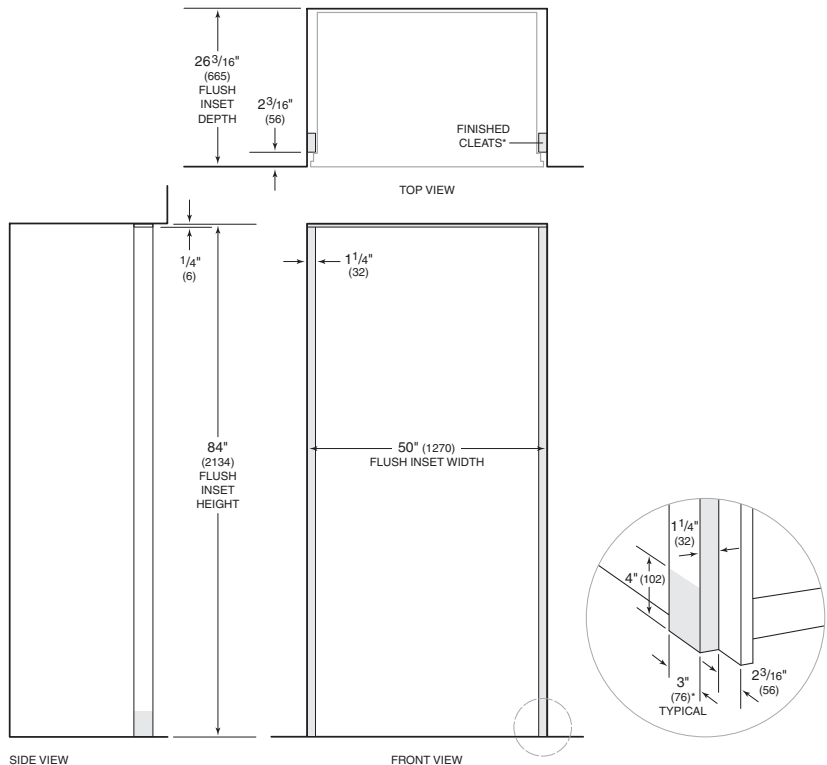


STANDARD INSTALLATION



NOTE: Shaded line represents profile of unit.

FLUSH INSET INSTALLATION



*3" (76) typical depth. Shaded areas will be visible and should be finished to match cabinetry. NOTE: Shaded line represents profile of unit with 3/4" (19) panel.