


FEATURES

- Four design options: framed, overlay, flush inset and stainless steel.
- Dual refrigeration system ensures the freshest food and energy efficiency.
- Electronic microprocessor constantly monitors entire unit to ensure proper food storage environment.
- Air purification system reduces odors, bacteria, viruses and ethylene gas.
- Advanced water filtration system.
- Illuminated touch control panel.
- Bright interior lighting throughout, including storage drawer area.
- Adjustable door shelves, spill-proof glass refrigerator shelves, dairy compartment and wire freezer shelves.
- Crisper and deli drawers form a lower-temperature zone ideal for produce and meats.
- Soft-close glide system on refrigerator storage drawers.
- Easy-access flip-up grille.
- Informational freshness cards.
- Automatic ice maker with max ice feature temporarily increases production.



Model BI-36S



MODEL OPTIONS

Overlay (framed, flush inset)	BI-36S/O
Stainless (tubular handle)	BI-36S/S/TH
Stainless (pro handle)	BI-36S/S/PH

INTERIOR FEATURES

REFRIGERATOR

- 4 Adjustable glass shelves
- 1 Stationary glass shelf
- 1 High-humidity drawer
- 2 Storage drawers
- 3 Adjustable door shelves
- 2 Stationary door shelves
- Adjustable dairy compartment

FREEZER

- 3 Adjustable wire shelves
- 1 Stationary solid shelf
- 3 Storage drawers
- 5 Adjustable door shelves
- Automatic ice maker

ACCESSORIES

- Grilles for 83" or 88" finished height (84" is standard).
- Framed front panels in white or stainless steel.
- Flush inset panels in stainless steel with tubular or pro handles.
- Custom front panel mounting kit.
- Side panel in white or stainless steel.
- Stainless steel tubular and pro handles.
- Full-length standard and extended framed handles.
- Stainless steel kickplate.
- Retrofit kit for 600 series panels.
- Dozen egg container.
- Replacement air purification cartridge and water filter.

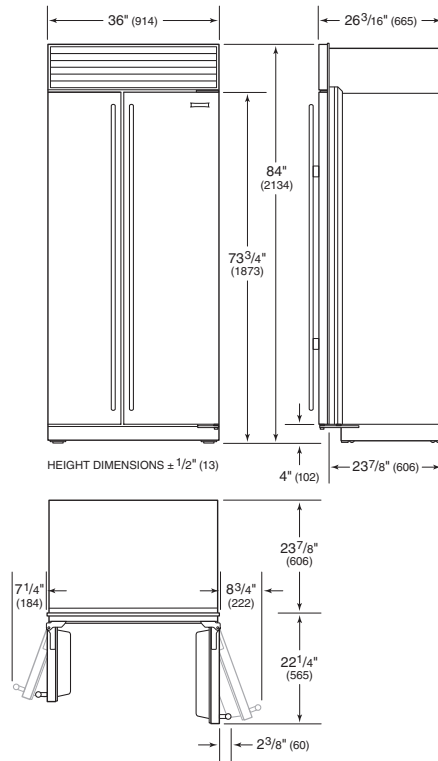
Accessories available through an authorized Sub-Zero dealer. For local dealer information, visit the find a showroom section of our website, subzero.com.

SPECIFICATIONS	
PRODUCT	
Dimensions	36"W x 84"H x 24"D
Door Clearance	22 ³ / ₄ "
Weight	538 lb
CAPACITY	
Refrigerator	12.4 cu ft
Freezer	8.2 cu ft
ELECTRICAL	
Supply	115 VAC, 60 Hz
Service	15 amp circuit
PLUMBING	
Supply	1/4" OD copper, braided stainless steel or PEX tubing
Pressure	35–120 psi

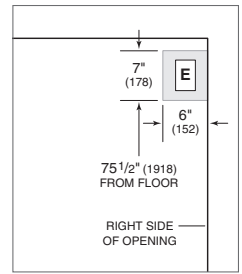
Specifications are subject to change without notice. Visit subzero.com/specs for the most up-to-date information.

Dimensions may vary ±1/8" (3). Dimensions in parentheses are millimeters unless otherwise specified.

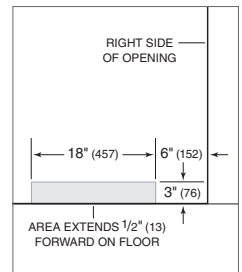
DIMENSIONS



ELECTRICAL

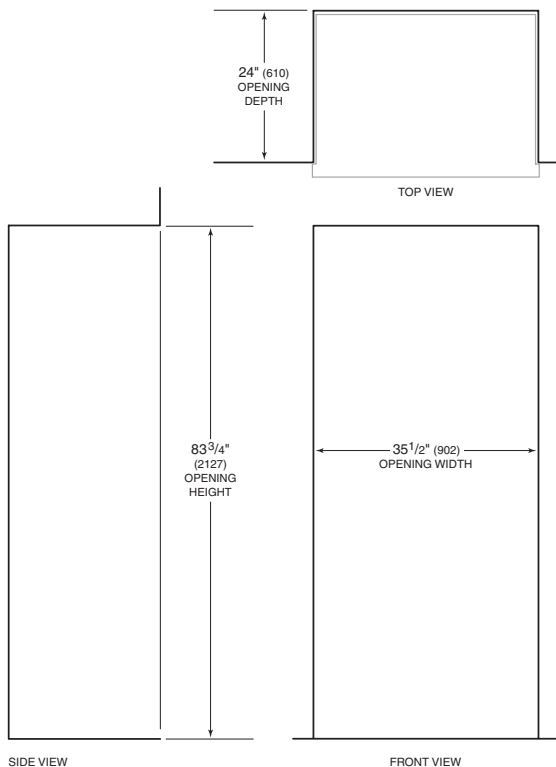


PLUMBING



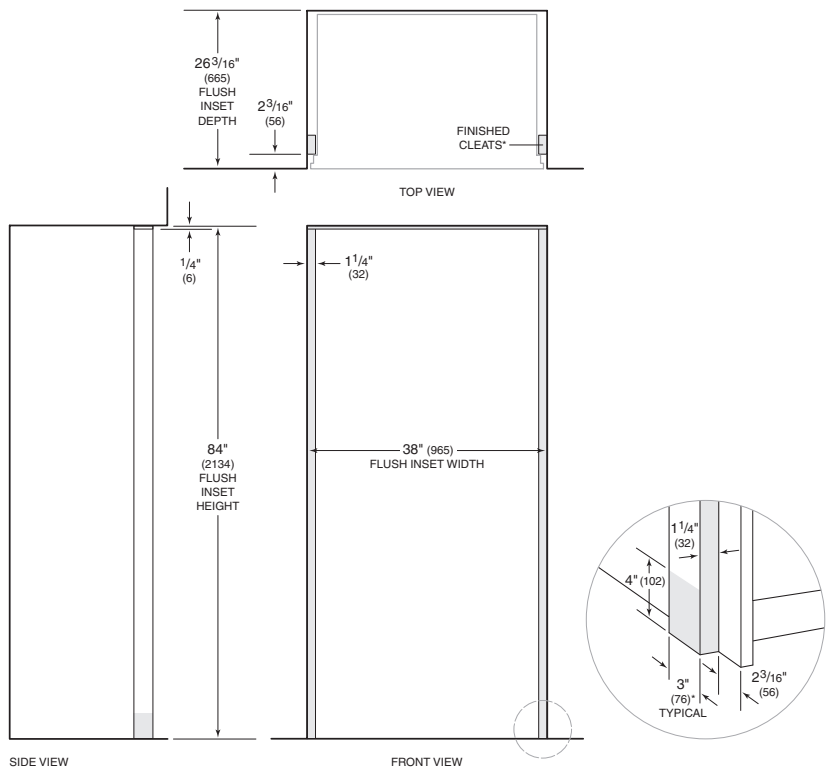
Dimensions based on stainless steel model. For flush inset, add 1/2" (13) to door clearance dimensions.

STANDARD INSTALLATION



NOTE: Shaded line represents profile of unit.

FLUSH INSET INSTALLATION



*3" (76) typical depth. Shaded areas will be visible and should be finished to match cabinetry.
NOTE: Shaded line represents profile of unit with 3/4" (19) panel.