

Philips Hue  
Personal wireless lighting

Single pack

046677426361



## Meet hue

Extend your lighting system with additional single bulbs. All you need is the bridge that comes with the Starter Pack. Play with tone, contrast, white light and a spectrum of color to create your ideal lighting mood.

### **Control all your lights from your smart device**

- Connect up to 50 lights and control them on a smart device
- Set lights to turn on and off when you're away from home
- Use the timer to set alarms and change your lights over time
- ZigBee technology lets you update your lights wirelessly

### **Play with a limitless variety of light and color**

- Turn your photos into a palette of color for your lights
- Create an account and access your lights from anywhere
- 16 million colors from an internet-enabled light bulb

### **Presets help you relax, focus, energize or read**

- Specifically designed light recipes to help you focus
- Preset white light temperature to help boost body and mind
- Set light to the tuned white for reading
- Set your lights to a calming, soft tone to help you relax

# PHILIPS

# Highlights

## Complete control via the app



The Hue bridge is where all the clever stuff happens. It's the 'bridge' between your bulbs and your smart phone app. And it can link up to 50 bulbs at a time. Once your light bulbs are installed, just download the free app to your smart phone or tablet. The first time it opens it'll search for your bridge and connect to the lights. When that's done, you can use the app to control your wireless bulbs.

## Control Hue via the website

Just because you're not at home doesn't mean you can't enjoy personalized light. With a Hue account you'll be able to access your wireless lamps from anywhere in the world, through a web browser or your app. It's easy to create an account. ([www.meethue.com](http://www.meethue.com)) You just need a username and password and you're ready to go. All we ask is that the first time you log into the Hue dashboard you're connected to your home Wi-Fi network. That way we can link your bridge to your account.

## Timer function




The timer function lets you gradually change your lights over time. Use them to turn Hue into your morning wake up call, bringing you out of sleep in a rather more pleasant way than an

alarm clock. You can also use the timer to turn your lights off gradually, helping you fall to sleep naturally. Or simply set the lights to come on at a preset time, such as when you're heading home, so the lights are on when you arrive.

## Innovative LED light bulbs

The technology inside every Hue wireless LED bulb is a little bit special. It can display different tones of white light – from warm yellow white to vibrant blue white. And it can recreate any color in the spectrum. Hue light bulbs retrofit directly into your home. Just pick your preferred light fitting or lamps and screw the wireless bulbs in. Then turn the light switch on and you're all done. It really is that simple.

## Relax LightRecipe



Choose the 'Relax' setting and all your selected light bulbs will change to a soft, soothing glow. It's the perfect antidote to a hectic day, and the perfect excuse to put your feet up.


## Remote access to your lights



What's great about being able to access your lights through a web browser is you don't need to be at home to control your home lighting. And that means Hue can become your guard dog as well as your lights. Maybe you're stuck in


the office. But you want it to look like you're home. Just switch the lights on from your menu screen. Or you might be on vacation. If you can get online then you can make it seem like you never left home.

## Create and save scenes



Choose a photo from your smart device or just take a shot and use that. On screen you'll see pointers that represent each of your wireless bulbs. Drag the pointer to a color in your photo and the Hue bulb will change to that color straight away. You can also save your favorite scenes to any Hue-enabled smart device. That way you can access them again at the tap of a finger. What's more, you can share scenes with the Hue community or save scene made by other Hue users.

## Concentrate LightRecipe



Choose the 'Concentrate' setting and all your selected LED bulbs will change to a tone and brightness that'll help keep you focused and alert. It's a light setting we tested in a school.

# Specifications

## Technical specifications

- Lumen output: 360 lm @ 2000K, 510 lm @ 3000K, 550 lm @ 6500K, 600 lm @ 4000K

## Environmental

- Operational humidity: 0% < H < 80% (non condensing)
- Operational temperature: 0°C - 40°C

## What's in the box

- hue light bulbs: 1

## The bulb

- Fitting: E26 single contact medium screw base
- Form factor: A19
- Lifetime: 15000 hour(s)
- Light output: 16 million colors, Beam angle - 160° +/- 20°, Dimmable via smart device only, From warm to cold white color, Functional white light
- Mains voltage: 230 V
- Max. operation power: 9 W
- Max. standby power: 0.45 W
- Software upgradable
- Start up: Instant 100% light output



Issue date 2015-02-26

Version: 1.0.1

12 NC: 9290 002 26513  
UPC: 0 46677 42636 1

© 2015 Koninklijke Philips N.V.  
All Rights reserved.

Specifications are subject to change without notice.  
Trademarks are the property of Koninklijke Philips N.V.  
or their respective owners.

[www.philips.com](http://www.philips.com)

\* The Hue Bridge (included in the Starter Pack) is required for operation.