

JES1450D

## JENN-AIR® 30" ELECTRIC RANGE



### SIGNATURE FEATURES

A **Baking Drawer** adds additional baking capacity, offers an array of options for cooking and entertaining and provides a convenient alternative to oven baking and roasting, while still giving the option to keep food warm, proof bread and warm plates before serving.

The **6.9-Cubic Foot** combined oven and baking drawer capacity gives you the ability to perform different types of cooking techniques at once.

**Triple-Choice™ Element**, a three-tiered element, reaches 3,000 watts and allows cooks to experience the ultimate versatility in power levels and heating efficiency while accommodating various-sized cookware.

This **Full Depth Range** easily installs in a standard opening, achieving a built-in look without requiring an extra piece of trim at the back of the range.

### SPECIFICATIONS

- Full Depth Range
- 5 Radiant Elements
- Triple-Choice™ Element
- Rapid Boil Element
- 1,200-Watt 6-Inch Element
- 6-Inch Warm Zone Element
- Melt Element
- Telescoping Glide Rack
- Soft-Close Door
- 6.9 Cu. Ft. Total Baking Capacity
- Baking Drawer
- 3,600-Watt Bake Element
- Hidden Bake Element
- 4,000-Watt Broil Element
- 3,200-Watt True Convection Element
- Auto Convection Conversion
- Keep Warm™ Option
- Proofing Option
- Sabbath Mode
- Offset Rack
- Glass-Touch Electronic Controls

### STYLE OPTIONS

Euro-Style Stainless includes slightly curved, stainless steel handles – JES1450DS

Black Floating Glass includes slightly curved, color-coordinating handles – JES1450DB

### OPTIONAL ACCESSORIES

Range Trim Kit, Stainless – W10675028

Range Trim Kit, Black – W10675026

6" Range Backsplash, Stainless – W10655450

6" Range Backsplash, Black – W10655449

Baking Stone – 4378577

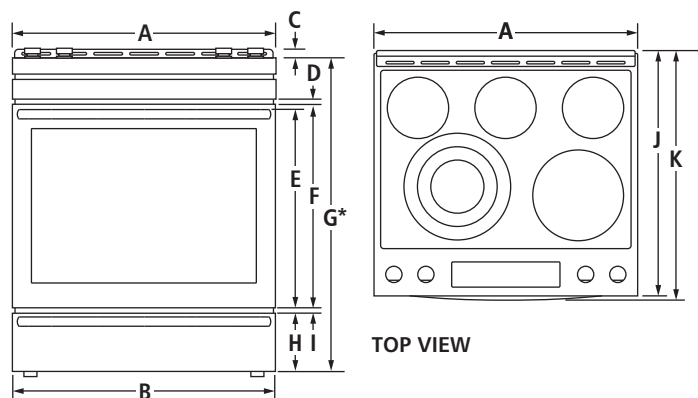
Porcelain Broiler Pan and Grid – 4396923

Wok – A0142

# JES1450D

**IMPORTANT:** Dimensional specifications are provided for planning purposes only. **Do not make any cutouts based on this information.** Refer to the Installation or Use & Care Guide before selecting cabinetry, verifying electrical/gas connections, making cutouts or beginning installation. All Jenn-Air® appliances are appropriately UL, CUL or CSA approved.

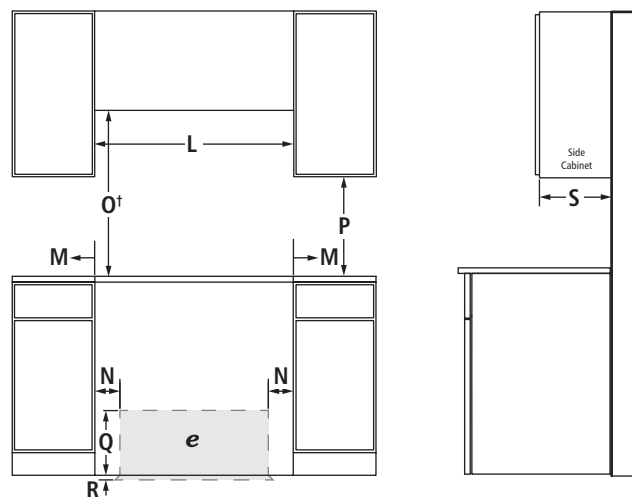
## PRODUCT DIMENSIONS



FRONT VIEW

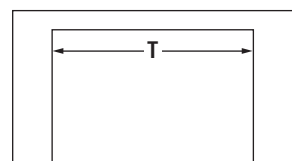
TOP VIEW

## OPENING/CLEARANCE DIMENSIONS




FRONT VIEW

SIDE VIEW



TOP VIEW – CUTOUT



BACK VIEW

MODEL #	JES1450D
	in cm

PRODUCT DIMENSIONS			
A	Overall width	29 <sup>7</sup> / <sub>8</sub>	75.9
B	Width of door/drawer	29 <sup>7</sup> / <sub>8</sub>	75.9
C	Height from cooktop to top of vent	1 <sup>3</sup> / <sub>16</sub>	2.0
D	Space between door and face panel	1 <sup>3</sup> / <sub>16</sub>	2.1
E	Height to top of handle	22 <sup>7</sup> / <sub>8</sub>	58.1
F	Height of door	23 <sup>1</sup> / <sub>4</sub>	59.0
G*	Height to top of cooktop edge	36	91.4
H	Height of warming drawer	6 <sup>5</sup> / <sub>16</sub>	16.0
I	Space between door and warming drawer	1 <sup>3</sup> / <sub>16</sub>	2.0
J	Depth from front of console to back of range (max.)	27 <sup>13</sup> / <sub>16</sub>	70.7
K	Depth from handle to back of range (max.)	28 <sup>5</sup> / <sub>16</sub>	71.9

OPENING/CLEARANCE DIMENSIONS			
L	Width of combustible area above cooking surface (min.)	30	76.2
M	Width from cooktop to fixed wall or other combustible material (min.)	3	7.6
N	Width from electrical installation area to cabinet (min.)	4 <sup>13</sup> / <sub>16</sub>	12.2
O†	Height to bottom of uncovered wood or metal cabinet above cooking surface (min.)	30	76.2
P	Height to bottom of uncovered wood or metal cabinet (min.)	18	45.7
Q	Height of electrical installation area (max.)	7 <sup>1</sup> / <sub>16</sub>	19.5
R	Depth of electrical installation area (max.)	3 <sup>11</sup> / <sub>16</sub>	9.4
S	Depth of upper cabinet (recommended)	13	33.0
T	Width of cutout	30	76.2
U	Width to power cord	2 <sup>3</sup> / <sub>4</sub>	7.0
e	Recommended junction box location		

\* With leveling legs screwed all the way in. Range can be raised approximately 1" (2.5 cm) by adjusting the leveling legs.

† Dimension can be reduced by 6" (15.2 cm) when bottom of wood or metal cabinet is covered by not less than 1/4" (0.6 cm) flame retardant millboard covered with not less than No. 28 MSG sheet metal, 0.015" (0.4 mm) stainless steel, 0.024" (0.6 mm) aluminum or 0.020" (0.5 mm) copper.

If installing a hood or microwave hood combination above the range, follow the hood or microwave hood combination instructions for dimensional clearances above the cooking surface.