



SPECIFICATIONS

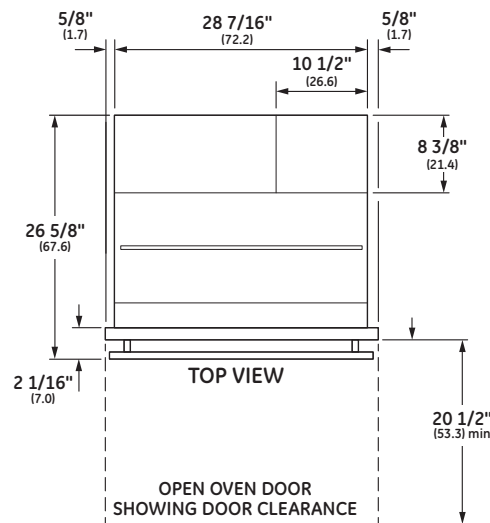
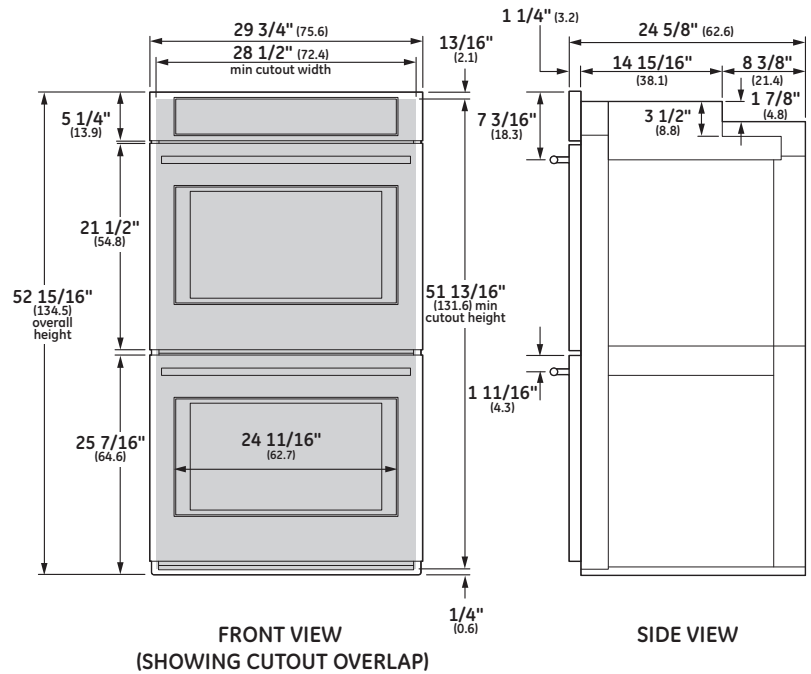
Overall Width	29 3/4" (75.6)
Overall Height	52 15/16" (134.5)
Overall Depth Including Handle	26 5/8" (67.6)
Oven Door Clearance	20 1/2" (52.0)
Overall Oven Interior Capacity	10.0 cu. ft. (283.2 liters)
Oven Interior Dimensions (W x H x D) each oven	25" x 17 3/8" x 20 1/4" (63.5 x 44.1 x 51.4 cm)
Minimum Cabinet Width*	30" (76.2)
Minimum Cabinet Depth*	24" (61.0)
Minimum Base Support	375 lbs. (170 kg)
Cutout Width*	28 1/2" (72.4) Min 28 5/8" (72.7) Max
Cutout Height*	51 13/16" (131.6) Min 51 15/16" (131.9) Max
Cutout Depth*	23 1/2" (59.7) Min
Volts/Hertz/Amps	240/208 V AC, 60 Hz, 40A
Conduit Length	40" (72" available special order: WB18T10398)
Electrical Rating	6.8 kW at 208V 9.0 kW at 240V
Shipping Weight	330 lbs. (150 kg)

* Additional space will be needed for flush installation.

ATTENTION ELECTRICIAN:

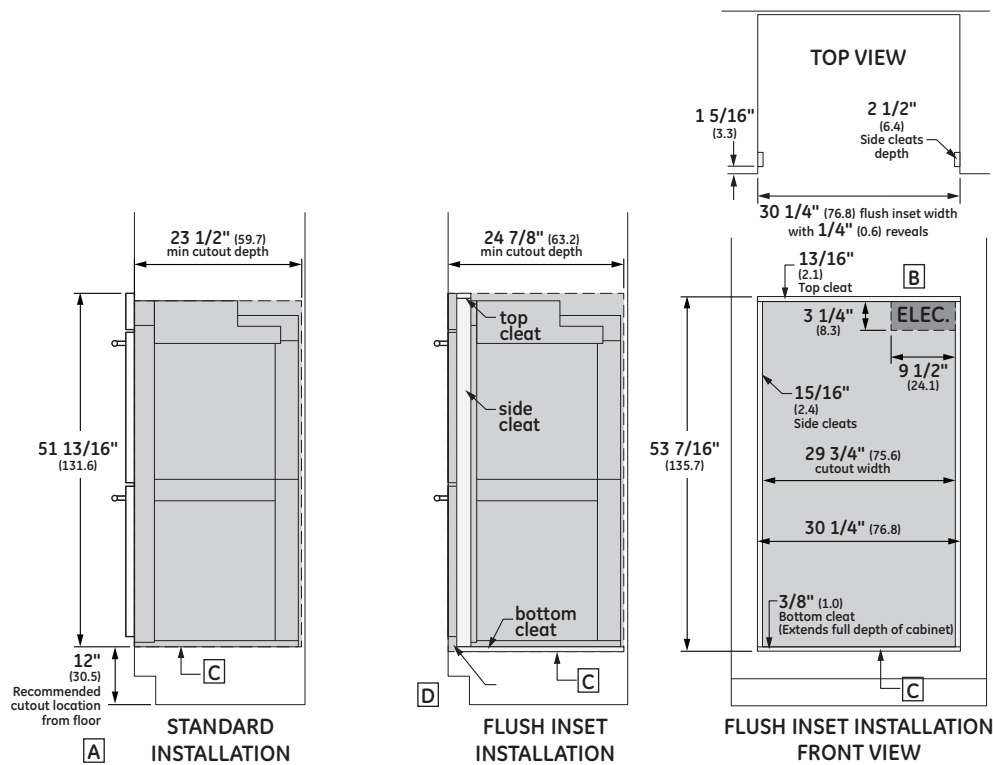
A 240/208V, 60Hz, 40 Amp circuit is required. An individual properly grounded branch circuit or circuit breaker is required. Hardware junction box is required for built-in product.

OVERALL DIMENSIONS



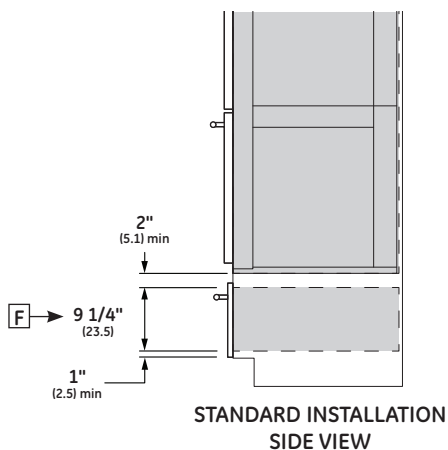
Dimensions in parentheses are in centimeters unless otherwise noted. Actual product dimensions may vary due to manufacturing tolerances.

WALL INSTALLATION



Allow 1/4" (0.64 cm) clearances from side edges of oven door.

INSTALLATION OVER WARMING DRAWER



For more details, refer to the installation instructions for this product on Monogram.com. Dimensions in parentheses are in centimeters unless otherwise noted.

NOTES

- A** Based on a user height of 5' 6" to 5' 10"
- B** Junction box location (May also be located in adjacent cabinet.)
- C** Platform must be able to support 375 lbs (169 kg)
- D** Cabinet surfaces must be an appearance finished surface for flush installation.
- E** Cleats may be visible and should be finished to match cabinetry.
- F** Dimension per Warming Drawer requirement

FEATURES AND BENEFITS

Glass Touch Controls - Allow you to adjust oven settings quickly, with little effort

True European Convection with Direct Air - Channels heated air from the top of the oven and circulates it around food on all sides for perfectly uniform baking and roasting

10.0 Cu. Ft. Oven Capacity (5.0 each oven) - Accommodates even the largest meals

Ten-Pass Bake Element - Covers more surface area for more even baking results

Theatre-Style Halogen Oven Lighting - Illuminates the oven and gradually increases intensity to make it easy to see cooking progress

Notification Lighting - Allows you to check cooking status with a quick glance

Self-Clean, Heavy-Duty Roller Rack - Glides open smoothly to simplify loading and unloading

Self-Clean with Steam Clean Option - Gives you flexible options for thorough oven cleaning

Ten-Pass, Dual Broil Element - Evenly browns dishes of all types and sizes

WiFi Connect - Allows you to control oven functions from anywhere inside or even outside your home, using your smartphone or other web-enabled mobile device

Black Interior - Offers a stylish complement to the sophisticated exterior design



70 to 90% U.S. content. Product content details at GEAppliances.com/USA