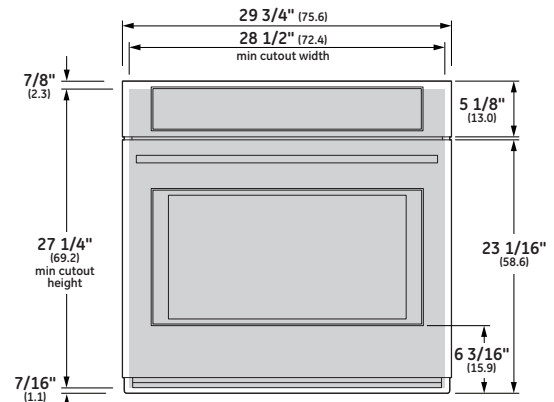
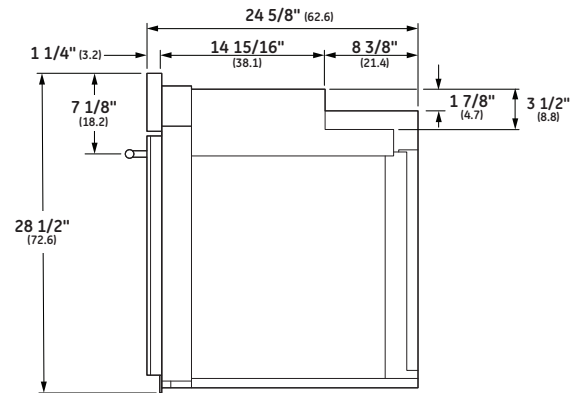




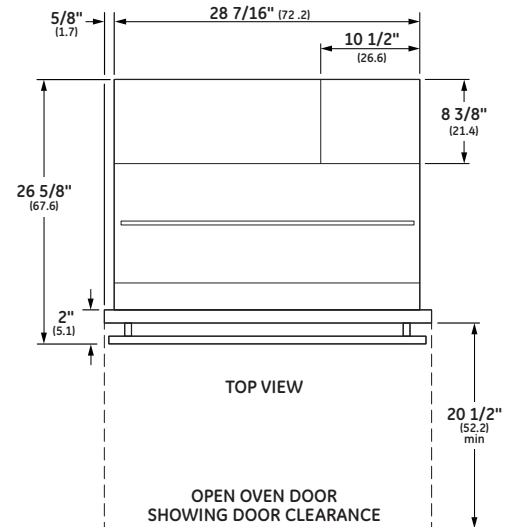
OVERALL DIMENSIONS



FRONT VIEW (SHOWING CUTOUT OVERLAP)



SIDE VIEW



SPECIFICATIONS

Overall Width	29 3/4" (75.6 cm)
Overall Height	28 1/2" (72.4 cm)
Overall Depth Including Handle	26 5/8" (67.6 cm)
Oven Door Clearance	20 1/2" (52.0 cm)
Overall Oven Interior Capacity	5.0 cu. ft. (141.6 liters)
Oven Interior Dimensions (W x H x D)	25" x 17 3/8" x 20 1/4" (63.5 x 44.1 x 51.4 cm)
Minimum Cabinet Width*	30" (76.2 cm)
Minimum Cabinet Depth*	24" (61.0 cm)
Minimum Base Support	200 lbs. (90 kg)
Cutout Width*	28 1/2" (72.4 cm) Min 28 5/8" (72.7 cm) Max
Cutout Height*	27 1/4" (69.2 cm) Min 27 5/16" (69.4 cm) Max
Cutout Depth*	23 1/2" (59.7 cm) Min
Volts/Hertz/Amps	240/208 V AC, 60 Hz, 20A
Conduit Length	40" (72" available special order: WB18T10398)
Electrical Rating	3.4 kW at 208V 4.5 kW at 240V
Shipping Weight	184 lbs. (84 kg)

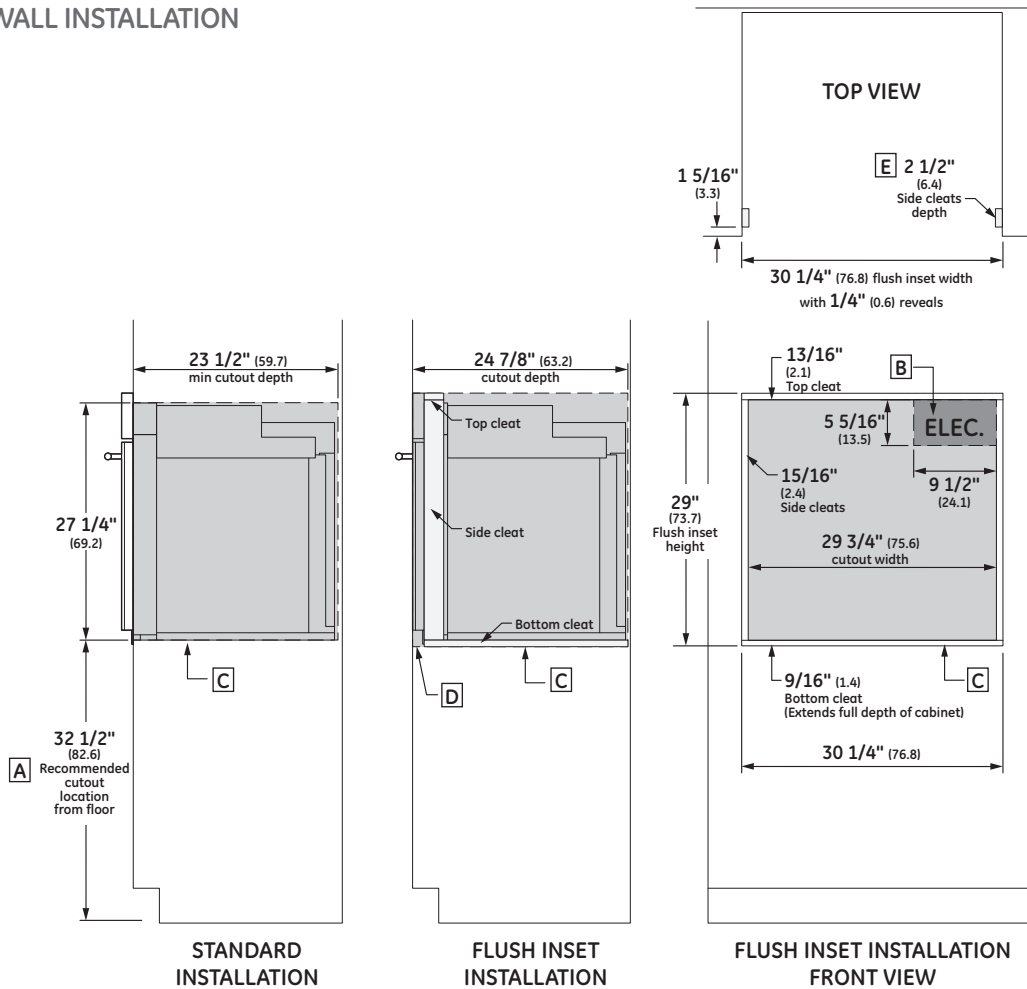
* Additional space will be needed for flush installation.

ATTENTION ELECTRICIAN:

A 240/208V, 60Hz, 20 Amp circuit is required. An individual properly grounded branch circuit or circuit breaker is required. Hardware junction box is required for built-in product.

Dimensions in parentheses are in centimeters unless otherwise noted. Actual product dimensions may vary due to manufacturing tolerances.

WALL INSTALLATION

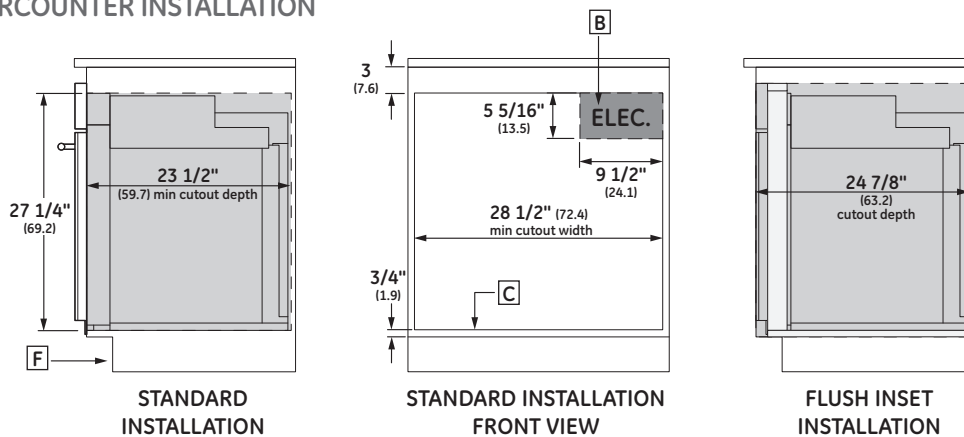


Allow 1/4" (0.64 cm) clearances from side edges of oven door.

NOTES

- [A] Based on a user height of 5' 6" to 5' 10"
- [B] Junction box location (May also be located in adjacent cabinet.)
- [C] Platform must be able to support 200 lbs (90 kg)
- [D] Cabinet surfaces must be an appearance finished surface for flush installation.
- [E] Cleats may be visible and should be finished to match cabinetry.
- [F] Maximum toe kick height of 4" when installed beneath a certified cooktop.

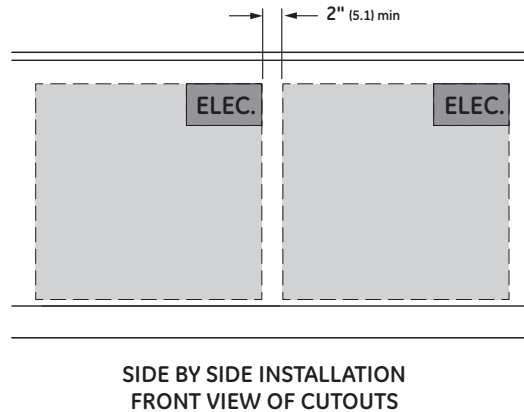
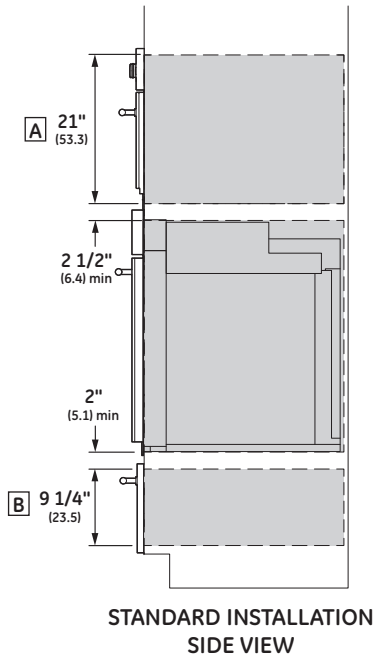
UNDERCOUNTER INSTALLATION



For more details, refer to the installation instructions for this product on Monogram.com. Dimensions in parentheses are in centimeters unless otherwise noted.

INSTALLATION WITH ADVANTIUM AND WARMING DRAWER

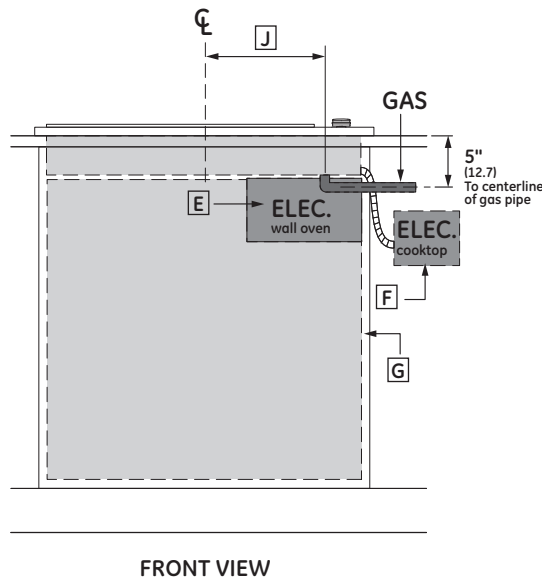
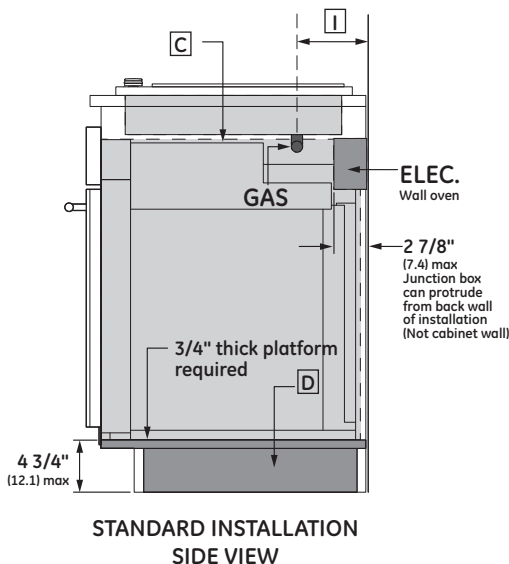
SIDE BY SIDE INSTALLATION



NOTES

- A** Dimensions per Advantium or Microwave Oven requirement
- B** Dimension per Warming Drawer requirement
- C** Note this oven is only approved to be installed under specific models as labeled on this unit.
- D** Support platform made of 3/4" (1.9 cm) wood is required. Must be capable of supporting 200 lbs (90 kg). Support Platform base to be same height as toe kick.
- E** Junction box location for wall oven. (May also be located in adjacent cabinet).
- F** Gas regulator and electric connections for cooktops must be located in an adjacent accessible location to the right
- G** Top and/or side fillers may be necessary if unit is positioned between existing cabinets. Be sure they are attached securely, since they will anchor the oven in the cabinet.
- H** For flush oven installations, the cooktop cutout must be set back 2 1/2" (6.4 cm) plus the cleat setback.
- I** Dimension varies based on model.
example:
ZGU385 5 1/2" (14.0 cm) (from wall)
ZGU384 4 5/16" (11.0 cm) (from wall)
- J** Dimension varies based on model.
example:
ZGU385 0" (centerline)
ZGU384 12 1/16" (30.6 cm) (centerline)

UNDER COOKTOP INSTALLATION



For more details, refer to the installation instructions for this product on Monogram.com. Dimensions in parentheses are in centimeters unless otherwise noted.

FEATURES AND BENEFITS

Glass Touch Controls - Set temperatures quickly and clean with little effort

True European Convection with Direct Air - Channels heated air from the top of the oven and circulates it around food on all sides for perfectly uniform baking and roasting

5.0 Cu. Ft. Capacity - Accommodates even the largest meals

Ten-Pass Bake Element - Covers more surface area for more even baking results

Theatre-Style Halogen Oven Lighting - Illuminates the oven and gradually increases intensity to make it easy to see cooking progress

Notification Lighting - Allows you to check cooking status with a quick glance

Self-Clean, Heavy-Duty Roller Rack - Glides open smoothly to simplify loading and unloading

Self-Clean with Steam Clean Option - Gives you flexible options for thorough oven cleaning

Ten-Pass, Dual Broil Element - Evenly browns dishes of all types and sizes

WiFi Enabled - Allows you to control oven functions from anywhere inside or even outside your home, using your smartphone or other web-enabled mobile device

Black Interior - Offers a stylish complement to the sophisticated exterior design



70 to 90% U.S. content. Product content details at GEAppliances.com/USA