

3036RRGL • 36" Glass Door Refrigerator • Modular 3000 Series

FEATURES & BENEFITS



STAINLESS
FRAME



STAINLESS
FRAME (LOCK)



INTEGRATED
FRAME

PERFORMANCE

- Volume of 6.9 cu ft holds up to 158 bottles (12 oz) or 246 cans (12 oz)
- Temperature range: 34°F -70°F
- Convection cooling system rapidly and efficiently takes items to the set temperature
- U-Select® Control offers five distinct modes: Beverage: 34°F - 65°F, Deli: 34°F - 40°F, Market: 34°F - 40°F, Pantry: 34°F - 70°F, Root Cellar: 45°F - 55°F
- U-Select® Control with digital OLED display is ergonomically located on top of door
- Maintains temperature to within 1°F of the set point to maximize preservation
- Independently controlled dual-zones

INTERIOR/EXTERIOR

- Black interior is illuminated with LED theater lighting that automatically turns off when the door is closed, or can be set to stay on for 3, 6, or 24 hours
- Four adjustable tempered glass shelves with 11 height positions in each compartment
- Full-extension, slide-out crisper drawers are removable for easy cleaning
- LowE coated, argon gas filled thermopane glass door provides protection from harmful UV light
- Standard commercial stainless steel handle are interchangeable with professional handle accessory

INTEGRATION

- Robust, concealed and covered hinges with built-in door stop and closer
- Adjustable grille can be shifted front-to-back and up-and-down
- Integrated model requires ¾" custom door panel
- Grille can accept an overlay toe-kick
- Four independently adjustable leveling legs; rear legs are adjustable from the front for ease of installation

MODEL DETAILS

Model	Voltage	Door Swing	Finish	Shipping Weight
U-3036RRGLS-00A	115	Double Doors	Stainless Frame	229 lbs
U-3036RRGLS-13A	115	Double Doors	Stainless Frame (Lock)	229 lbs
U-3036RRGLINT-00A	115	Double Doors	Integrated Frame	217 lbs

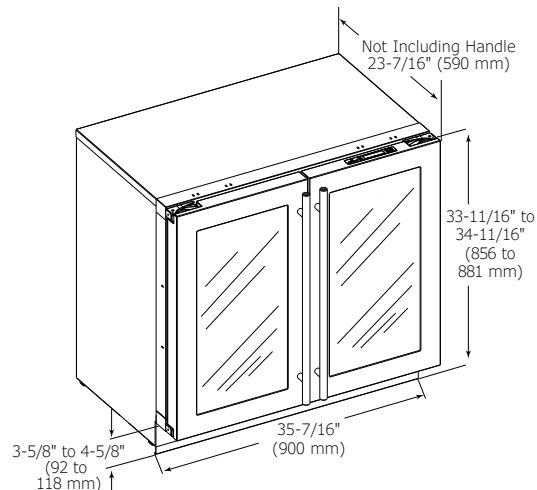
ACCESSORIES

Model	Description	Finish	Shipping Weight
23074	Professional Door Handle, 1 ¼" Diameter (1 handle per box)	Stainless	2 lbs
23073	Commercial Door Handle, 7/8" Diameter	Stainless	2 lbs

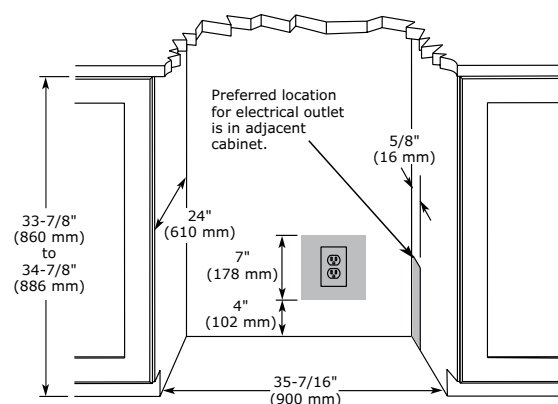
Modular 3000 Series • 36" Glass Door Refrigerator • 3036RRGL

DIMENSIONS

Dimensions shown apply to all finishes, including Integrated (INT) models with 3/4" overlay panel/frame installed.



CABINET CUT-OUT



INSTALLATION NOTES

When installing adjacent to wall, ensure 2 1/2" clearance on hinged side for 90° door opening, allowing ample room for door handle.

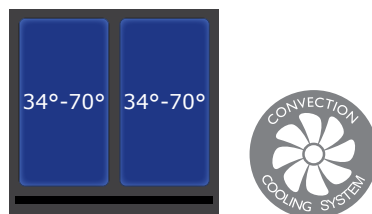
No additional clearance around sides, top or rear of unit is needed for ventilation.

Do not obstruct front grille air flow.

SPECIFICATIONS

Model	3036RRGL
Amps: Running	1.2
Capacity: Bottle (12 oz)	158
Capacity: Can (12 oz)	246
Capacity: Volume (cu ft)	6.9
Control Type	U-Select®
Dimensions: Product Depth	23 7/16" / 590 mm
Dimensions: Product Height	33 11/16" / 856 mm
Dimensions: Product Width	35 7/16" / 900 mm
Energy Consumption: Avg. Per Year	320 kWh
ENERGY STAR	No
Product Weight: Max	203 lbs
Refrigerant Type	R600a
Sabbath (Star K Certified)	Yes
Temperature Range	34°F - 70°F

COOLING SYSTEM



ELECTRICAL REQUIREMENTS

This unit requires a grounded a polarized 115 VAC, 60 Hz, 15 A power supply (normal household current).

Please visit u-line.com to view this model's User Guide. All specifications are subject to change without notice.



Residential

