

2218R • 18" Solid Door Refrigerator • 2000 Series

FEATURES & BENEFITS



STAINLESS
SOLID



INTEGRATED
SOLID

PERFORMANCE

- Volume of 3.4 cu ft holds up to 79 bottles (12 oz) or 123 cans (12 oz)
- Digital Touch Pad Control is conveniently located on upper face of unit
- Temperature range: 34°F - 45°F
- Convection cooling system rapidly and efficiently takes items to the set temperature
- Maintains temperature to within 1°F of the set point to maximize preservation

INTERIOR/EXTERIOR

- Black interior is illuminated with LED Lighting
- Four adjustable tempered glass shelves with 11 height positions
- Full-extension, slide-out crisper drawer is removable for easy cleaning
- Standard commercial stainless steel handle is interchangeable with professional handle accessory
- Must be ordered right-hand or left-hand hinged

INTEGRATION

- Robust, concealed and covered hinges with built-in door stop and closer
- Integrated model requires 3/4" custom door panel
- Fixed grille can accept an overlay toe-kick
- Four independently adjustable leveling legs provide a precise undercounter fit

MODEL DETAILS

Model	Voltage	Door Swing	Finish	Shipping Weight
U-2218RS-00A	115	Right-Hand Hinge	Stainless Solid	119 lbs
U-2218RS-01A	115	Left-Hand Hinge	Stainless Solid	119 lbs
U-2218RINT-00A	115	Right-Hand Hinge	Integrated Solid	116 lbs
U-2218RINT-01A	115	Left-Hand Hinge	Integrated Solid	116 lbs

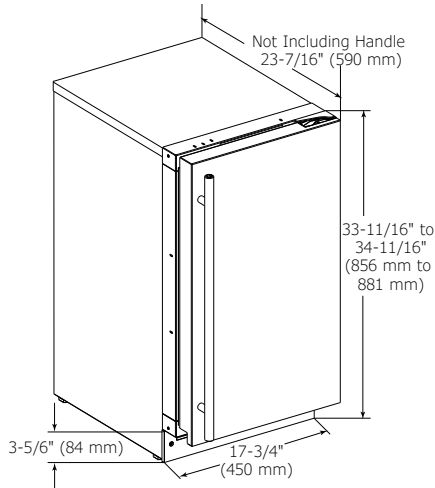
ACCESSORIES

Model	Description	Finish	Shipping Weight
23074	Professional Door Handle, 1 1/4" Diameter	Stainless	2 lbs
23073	Commercial Door Handle, 7/8" Diameter	Stainless	2 lbs

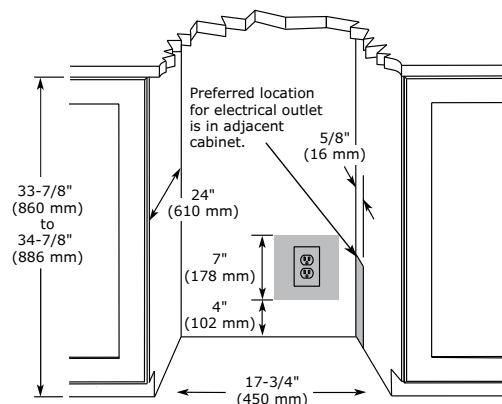
2000 Series • 18" Solid Door Refrigerator • 2218R

DIMENSIONS

Dimensions shown apply to all finishes, including Integrated (INT) models with 3/4" overlay panel/frame installed.



CABINET CUT-OUT



INSTALLATION NOTES

When installing adjacent to wall, ensure 2 1/2" clearance on hinged side for 90° door opening, allowing ample room for door handle.

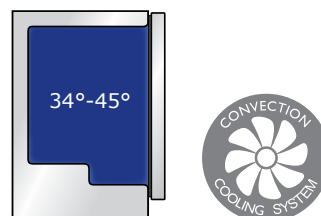
No additional clearance around sides, top or rear of unit is needed for ventilation.

Do not obstruct front grille air flow.

SPECIFICATIONS

Model	2218R
Amps: Running	1.2
Capacity: Bottle (12 oz)	79
Capacity: Can (12 oz)	123
Capacity: Volume (cu ft)	3.4
Control Type	Digital Touch Pad
Dimensions: Product Depth	23 7/16" / 590 mm
Dimensions: Product Height	33 11/16" / 856 mm
Dimensions: Product Width	17 3/4" / 450 mm
Energy Consumption: Avg. Per Year	230 kWh
ENERGY STAR	ENERGY STAR
Product Weight: Max	110 lbs
Refrigerant Type	R600a
Sabbath (Star K Certified)	Yes
Temperature Range	34°F - 45°F

COOLING SYSTEM



ELECTRICAL REQUIREMENTS

This unit requires a grounded a polarized 115 VAC, 60 Hz, 15 A power supply (normal household current).



Residential



Please visit u-line.com to view this model's User Guide. All specifications are subject to change without notice.