



### SPECIFICATIONS

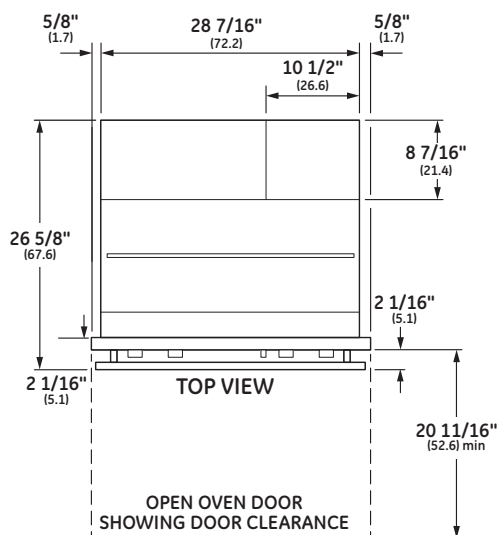
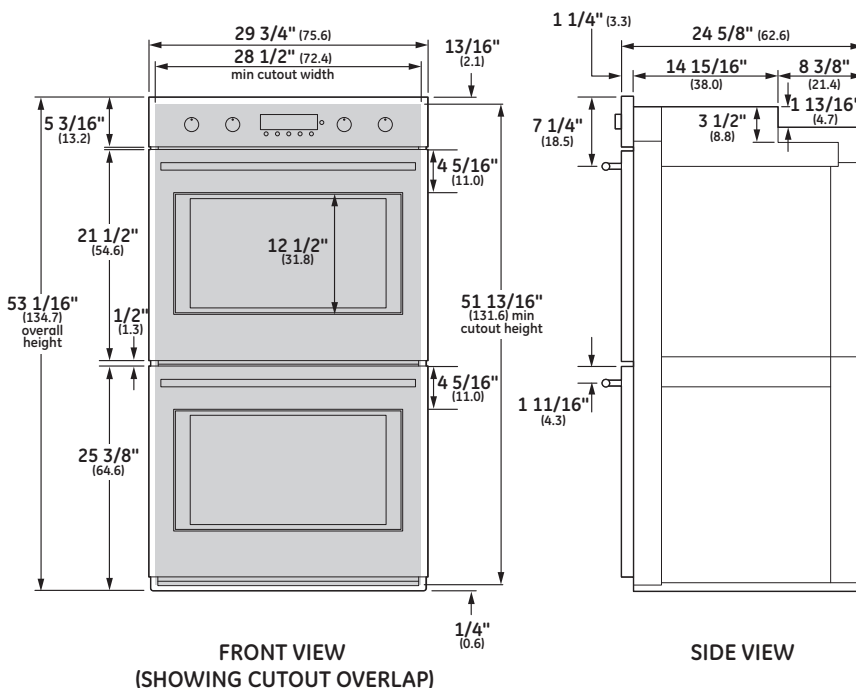
Overall Width	29 3/4" (75.6)
Overall Height	53 1/16" (134.7cm)
Overall Depth Including Handle	26 5/8" (67.6 cm)
Oven Door Clearance	20 11/16" (52.6 cm)
Overall Oven Interior Capacity	10.0 cu. ft. (283.2 liters)
Oven Interior Dimensions (W x H x D) each oven	25" x 17 3/8" x 20 1/4" (63.5 x 44.1 x 51.4 cm)
Minimum Cabinet Width*	30" (76.2 cm)
Minimum Cabinet Depth*	24" (61.0 cm)
Minimum Base Support	375 lbs. (170 kg)
Cutout Width*	28 1/2" (72.4 cm) Min 28 5/8" (72.7 cm) Max
Cutout Height*	51 13/16" (131.6 cm) Min 51 15/16" (131.9 cm) Max
Cutout Depth*	23 1/2" (59.7 cm) Min
Volts/Hertz/Amps	240/208 V AC, 60 Hz, 40A
Conduit Length	40" (72" available special order: WB18T10398)
Electrical Rating	6.8 kW at 208V 9.0 kW at 240V
Shipping Weight	390 lbs. (178 kg)

\* Additional space will be needed for flush installation.

### ATTENTION ELECTRICIAN:

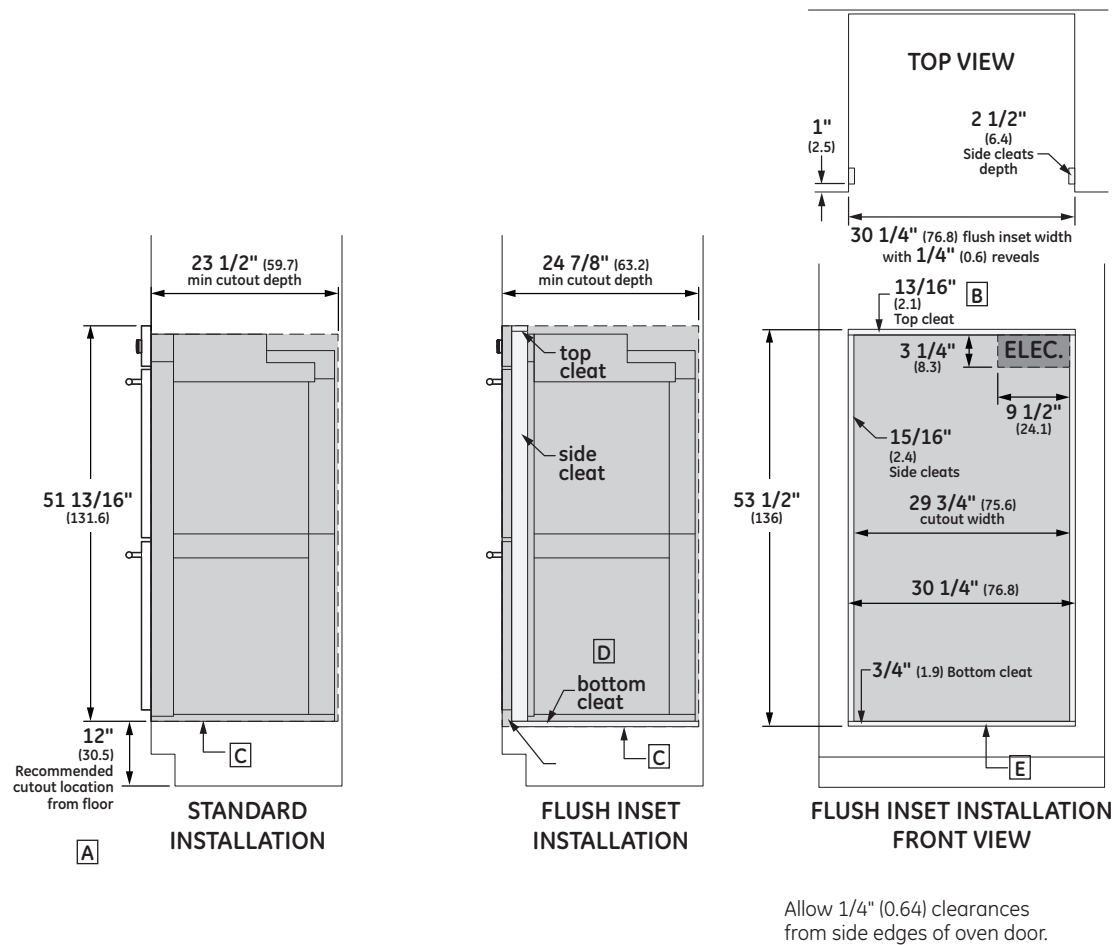
A 240/208V, 60Hz, 40 Amp circuit is required. An individual properly grounded branch circuit or circuit breaker is required. Hardware junction box is required for built-in product.

### OVERALL DIMENSIONS



Dimensions in parentheses are in centimeters unless otherwise noted. Actual product dimensions may vary due to manufacturing tolerances.

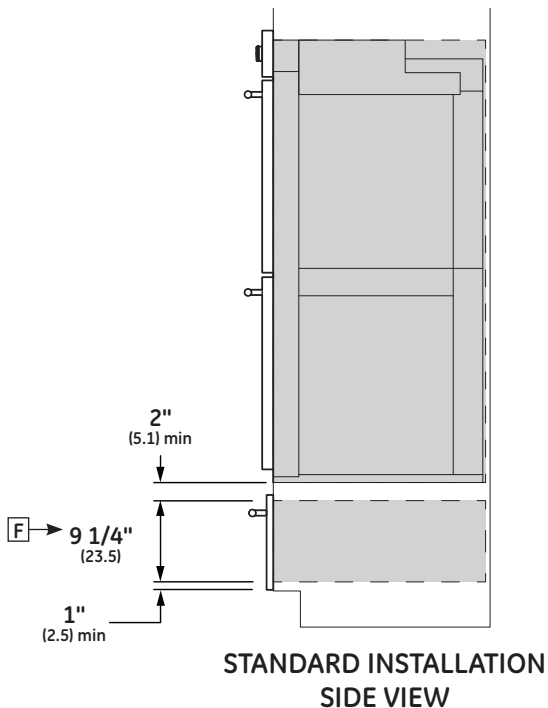
## WALL INSTALLATION



## NOTES

- A** Based on a user height of 5' 6" to 5' 10"
- B** Junction box location (May also be located in adjacent cabinet.)
- C** Platform must be able to support 375 lbs (169 kg)
- D** Cabinet surfaces must be an appearance finished surface for flush installation.
- E** Cleats may be visible and should be finished to match cabinetry.
- F** Dimension per Warming Drawer requirement

## INSTALLATION OVER WARMING DRAWER



For more details, refer to the installation instructions for this product on Monogram.com. Dimensions in parentheses are in centimeters unless otherwise noted.

## FEATURES AND BENEFITS

**True European Convection with Direct Air** - Channels heated air from the top of the oven and circulates it around food on all sides for perfectly uniform baking and roasting

**10.0 Cu. Ft. Oven Capacity (5.0 each oven)** - Accommodates even the largest meals

**Ten-Pass Bake Element** - Covers more surface area for more even baking results

**All-Glass Interior Door Panel** - Offers a visually striking look that's easy to clean

**Theatre-Style LED Oven Lighting** - Located on both sides of the oven to enhance visibility and provide a clear view of food, regardless of rack position

**Stainless steel back-lit digital control knobs** - Rotate with smooth precision. An indicator light in each knob makes it easy to view and select heat settings

**Notification Lighting** - Allows you to check cooking status with a quick glance

**Self-Cleaning, Full-Extension Oven Racks (each oven)** - Glide in and out smoothly on stainless steel ball bearings, and are designed to be left in the oven during the self-clean cycle

**Self-Clean with Steam Clean Option** - Gives you flexible options for thorough oven cleaning

**Ten-Pass, Dual Broil Element** - Evenly browns dishes of all types and sizes

**Brillion™-Enabled** - Allows you to control oven functions from anywhere inside or even outside your home, using your smartphone or other web-enabled mobile device

**Black Interior** - Offers a stylish complement to the sophisticated exterior design



70 to 90% U.S. content. Product content details at [GEAppliances.com/USA](http://GEAppliances.com/USA)

