



Kitchen and
Laundry Sinks



If it's not an Oliveri,
it's a compromise

USA 2004
First Edition





886U sink shown with included accessories AC80 Stainless Steel Basin Protector and AC09 Basket Waste. Optional AC73W Stainless Steel Utility Tray provides a handy drainboard. Faucet and utensils not included.

Contents

- 08** The sink that's big on size and big on features.
- 10** Combine size and versatility in a single design.
- 12** Topmount design keeps water where it belongs
- 14** Compact sinks that make the most of any space
- 16** Simple designs for the contemporary kitchen.
- 17** Enhance your kitchen with a European inspired masterpiece.
- 18** Accessories to make our sinks even better.
- 20** Add a touch of style to the laundry.
- 21** Some of the many reasons why Oliveri quality shines through.
- 22** Specifications & dimensions





When you appreciate style, it has to be Oliveri.

There are ordinary sinks, and then there's Oliveri. An Oliveri sink is something special, something a bit different. From their innovative styling through to the exclusive range of clever accessories, all Oliveri sinks are designed to complement the other high quality appliances in your kitchen. If you've specified the best for your kitchen, then your kitchen deserves an Oliveri. The elegant stainless steel finish adds a touch



834U sink becomes a food preparation work station with included accessories AC24 Synthetic Preparation Board and AC72W Colander. Faucet not included.

of sophistication to your whole home, and the custom-crafted accessories instantly transform every Oliveri sink into a total food preparation centre. If you appreciate the best, then you'll love the elegantly styled designs and subtle curves that make an Oliveri sink the centerpiece of any kitchen. If it's not an Oliveri, it's a compromise.



www.oliverisinks.com



The heart of your busy lifestyle.

An impressive range of quality accessories transforms any Oliveri into a total food-processing centre. Morning, noon and night your Oliveri will make food preparation easier by providing a central location to chop, drain, rinse and serve. Take the wooden preparation board for instance. In the morning you can use it to prepare the sandwiches, at lunchtime it's perfect for preparing a salad and



70U sink converts from double basin sink into a work bench with the AC72W Colander (included), AC74 Timber Preparation Board (optional) and AC73W Stainless Steel Utility Tray (optional). Faucet not included.

late in the evening it even doubles as a stylish and impromptu cheese board. And this is just one of the quality accessories. The others in the range all add to the versatility of your Oliveri sink. All accessories are designed to perfectly match your Oliveri sink, and are custom-crafted to the same high quality standards.



www.oliverisinks.com



www.oliverisinks.com

The sink that's big on size and big on features.

Sometimes there is just no substitute for a big basin. Oliveri have recognized this need and created a sink that gives you all the size you'll ever wish for. The Oliveri Super Basin is one of the largest basins in the Oliveri range and is spacious enough to take just about any roasting dish, wok or cookie sheet. When capacity really matters, the only choice is Oliveri.

Super Basin

This is the most stylish large capacity basin in the Oliveri range. It can take the biggest pan, wok or roasting dish.



Accessory Lip

This ingenious feature allows Oliveri accessories to be used even when the sink is Undermounted.

Maxi Basin (885/6)

This generous basin is designed with a unique accessory lip to cater for the range of genuine Oliveri Accessories.



Mini Basin (883/4)

This traditional half-sized basin is still large enough to be a practical addition to your kitchen.



18 Gauge Stainless Steel

Nothing looks as good as stainless steel, and Oliveri's 18 Gauge steel is strong enough to take years of daily use.



Basket Waste

No more lost plugs. These sinks are supplied standard with a single basket waste.




Oliveri Name

The Oliveri signature represents over 50 years of world-class sinkware manufacture in Australia.



Included Accessories



886U sink shown with included accessories AC80 Stainless Steel Basin Protector fitted in the Super Basin and AC09 Basket Waste. Faucet not included.



450U, 880U and 460U shown with garbage disposal (not included)



883U shown with garbage disposal (not included)



884U shown with garbage disposal (not included)



885U shown with garbage disposal (not included)



886U shown with garbage disposal (not included)



AC73W
450U, 885U and
886U only



AC74
450U, 885U and
886U only



AC16



AC82
450U, 885U and
886U only



AC71
450U, 885U and
886U only

Optional Accessories




www.oliverisinks.com

Combine size and versatility in a single design.

Every kitchen has a few precious items, such as a much loved roasting pan or that special serving platter. We believe the Oliveri Gourmet Basin sinks will be added to that list. The huge 'D' shaped basin is designed to fulfill the needs of a family and ensures that this Oliveri will win a place in your kitchen too.

Gourmet Basin

The elegant 'D' shape styling of the Gourmet Basin will add a touch of class to any kitchen.



Accessory Lip

This ingenious feature allows Oliveri accessories to be used even when the sink is Undermounted.



Maxi Basin

This generous basin is designed with a unique accessory lip to cater for the range of genuine Oliveri Accessories.



18 Gauge Stainless Steel

Nothing looks as good as stainless steel, and Oliveri's 18 Gauge steel is strong enough to take years of daily use.



Basket Waste

No more lost plugs. Oliveri sinks are supplied standard with a single basket waste.



Oliveri Name

The Oliveri signature represents over 50 years of world-class sinkware manufacture in Australia.



AC09 x1
2 x for 893U



AC24



AC72W

Included Accessories

834U sink shown with included AC09 Basket Waste. Faucet not included.



UNDERMOUNT



833U shown with garbage disposal (not included)

UNDERMOUNT



834U shown with garbage disposal (not included)

UNDERMOUNT



873U shown with garbage disposal (not included)

UNDERMOUNT



874U shown with garbage disposal (not included)

UNDERMOUNT



863U shown with garbage disposal (not included)

UNDERMOUNT



893U shown with garbage disposal (not included)



AC73W




AC74




AC16



AC71



AC81



AC82

Optional Accessories

except 893U and 863U



www.oliverisinks.com

Topmount design keeps water where it belongs.

Practicality is the key element in creating a kitchen that's a pleasure to use. The Oliveri Topmounted sink is the essence of practicality as it keeps the water within the confines of the sink, making your working environment cleaner, tidier, safer and more hygienic. Add to this a large, flat faucet and accessory deck and you have a sink that's practically perfect.

Unique Design

A flat rim with a 3/4" drop ledge and large spillway keeps the water where it belongs within the sink area.




Accessory Lip

This ingenious feature allows Oliveri accessories to be used even when the sink is Undermounted.



Gourmet Basin

The elegant 'D' shape styling of the Gourmet Basin will add a touch of class to any kitchen.



Maxi Basin

This generous basin is designed with a unique accessory lip to cater for the range of genuine Oliveri Accessories.



Extra Large Faucet Deck

You'll never run out of places to add tapware accessories. This huge deck even runs the full length of the 863 and 893.



18 Gauge Stainless Steel

Nothing looks as good as stainless steel, and Oliveri's 18 Gauge steel is strong enough to take years of daily use.



Basket Waste

No more lost plugs. Oliveri sinks are supplied standard with a single basket waste.



Oliveri Name

The Oliveri signature represents over 50 years of world-class sinkware manufacture in Australia.



AC09 x1
2 x for 893-1



AC24



AC72W

Included Accessories

834-1 top mounted sink shown. Faucet not included.



833-1 shown with garbage disposal (not included)



834-1 shown with garbage disposal (not included)



863-1 shown with garbage disposal (not included)



893-1 shown with garbage disposal (not included)



AC73W



AC74



AC16



AC71



AC81



AC82

For 833-1 and 834-1 only

Optional
Accessories



www.oliverisinks.com

Compact sinks that make the most of any space.


Oliveri have a broad range of specialty sinks in a variety of different shapes and sizes for a variety of different applications. Whatever your needs it's likely there's an Oliveri to fit the bill. You can even mix and match different shapes and sizes to find the perfect combination. Their compact dimensions make them perfect for wet bars, watercraft, motorhomes or in any application where space is at a premium.

Accessory Lip

This ingenious feature allows Oliveri accessories to be used even when the sink is Undermounted.



Included Accessories



AC09 x1



AC24
70U (Optional with 450U)



AC25
363U and 363-1



AC21
400, 401, 402 (Optional with 430U and 440)



AC02
400, 401, 402 (Optional with 485 and 480)



AC72W
70U (Optional with 450U)



AC18
363U and 363-1

Right: A pair of round 410-0 sinks undermounted with accessory lip to hold optional timber preparation board or stainless steel utility tray.
 Below: 70U sink shown with two AC09 Basket Wastes fitted. One basket waste is included as standard. Faucets not included.



410-0



70U



450U (Installation alternative shown)



430U



485U



460U



400-0 garbage disposal not included



363U garbage disposal not included



440-1L



480-1



401-1 (402-1 reverse) garbage disposal not included



363-1 garbage disposal not included

Optional Accessories



AC01
400, 401, 402, 430U & 440



AC74
70U and 450U



AC50
410



AC15
363U and 363-1



AC17
363U and 363-1




AC16
All except 410




AC03
363U, 363-1, 400, 401, 402, 430U and 440



AC71
70U and 450U




AC51
410



AC53
410



AC73W
70U and 450U



AC82
450U



www.oliverisinks.com

Simple designs for the contemporary kitchen.

If you enjoy simple, classic design, then this is the Oliveri sink for you. The modern, square lines and crisp accents will enhance the minimalist design of today's contemporary kitchens without stealing the limelight. The undermount-only configuration, with the rim semi-concealed, only adds to the simple elegance of the design. If needed, an extra basin can be teamed with the main basin for even extra versatility.



890U

Choose a partner

For the ultimate in practicality and versatility, the Oliveri 890U can be partnered with a secondary basin.



890U partnered with 485U



890U partnered with 460U



890U partnered with 450U



890U partnered with 430U


The 890U sink shown above with accessories AC89 Stainless Steel Basin Protector and AC09 Basket Waste. This double capacity single basin can easily accommodate the largest roasting pans or cookie sheets. Faucet not included.

Included Accessories



AC89 x 1

Optional Accessories



AC09 x 1



AC16





www.oliverisinks.com

Enhance your kitchen with a European inspired masterpiece.

Oliveri's stainless steel fan fluted drainboard sinks not only look fantastic, but are also beautifully practical. The hygienic drainboard is the perfect place to dry delicate crystal, or even defrost frozen foods. This handy feature can be added to many Oliveri sinks by using the removable AC73W utility tray. This optional accessory adds the convenience of a drainboard on a wide range of Oliveri sinks.



220-0



221-1



222-1

Convertible solution

The stainless steel drainboard tray fits perfectly onto the rim of many Oliveri sinks.



Above: 221-1 drainboard sink undermounted with included AC09 Basket Waste.

Right: Optional AC73W Utility Tray provides a drainboard on the 70U sink (top) and on the 834U sink (bottom). Faucets and utensils not included.

Included Accessories



AC09 x 1

Optional Accessories



AC09 x 1



AC03 x 1





www.oliverisinks.com

Accessories to make our sinks even better.

Oliveri accessories extend the practicality of your sink and transform it into a total food-processing centre. Every accessory is designed to perfectly match the shape and size of the basin and most Oliveri sinks feature a unique accessory lip to keep the accessories neatly in place. All Oliveri accessories are made to the same exacting standards as your Oliveri sink and many come as standard equipment.



Sink model 885U shown with AC09, AC24, AC72W and AC80.



Sink model 833U shown with AC09 and AC73W removable Stainless Steel Utility Tray.



Sink model 363-1 shown with AC09, AC17 and AC18.



Sink model 222-1 shown with AC03, AC09 and AC16.



Basket Waste Operation

Pushdown for a tight seal. Pull up to drain and strain. Remove basket to empty waste.



AC74

Timber Preparation Board

Fits into basin to tip chopped vegetables into the colander.
Fits Maxi Basins 1 and 2.



AC15

Timber Preparation Board

Fits into basin to tip chopped vegetables into the colander.
Fits Maxi Basin 4.



AC17

Timber Preparation Board

The knife friendly hardwood Timber Board fits over basin.
Fits Maxi Basin 4.



AC01

Timber Preparation Board

The knife-friendly hardwood Timber Board fits over basin.
Fits Maxi Basin 3.



AC50

Timber Preparation Board


The knife friendly hardwood finish has a unique cutaway design.
Fits Round Basin.



AC89

Stainless Steel Basin Protector


Protects the basin from scratching and provides extra defrosting area.
Fits Titan basin.



AC80

Stainless Steel Basin Protector

Protects the basin from scratching and provides extra defrosting area.
Fits Super Basin.



AC81

Stainless Steel Basin Protector

Protects the basin from scratching and provides extra defrosting area.
Fits Gourmet Basin.



AC82

Stainless Steel Basin Protector

Protects the basin from scratching and provides extra defrosting area.
Fits Maxi Basin 1.



AC03

Stainless Steel Drainer Basket

Drain, rinse or stack. Can be used inside the basin or on the drainer.
Fits Maxi Basin 3 and 4.



AC72W

'D' Colander

The perfect place to strain pasta or rinse vegetables and fits into basin.
Fits Maxi Basins 1 and 2.



AC18

'D' Colander

The perfect place to strain pasta or rinse vegetables and fits into basin.
Fits Maxi Basin 4.



AC02

3/4 Basin Colander


The perfect place to strain pasta or rinse vegetables and fits into basin.
Fits Midi Basin 2.



AC71

Stainless Steel Drainer Basket

Drain, rinse or stack. Can be used inside the basin or on the drainer.
Fits Maxi Basins 1 and 2.



AC51

Stainless Steel Drainer Basket

Drain, rinse or stack. For use inside the basin.
Fits Round Basin.



AC24

Synthetic Preparation Board

Hygienic and knife-friendly and fits over basin of selected sinks.
Fits Maxi Basins 1 and 2.



AC25

Synthetic Preparation Board

Hygienic and knife-friendly and fits over basin of selected sinks.
Fits Maxi Basin 4.



AC21

Synthetic Preparation Board


Hygienic and knife-friendly and fits over basin of selected sinks.
Fits Maxi Basin 3.



AC73W

Stainless Steel Utility Tray

Extends the versatility of your sink by providing extra space.
Fits Maxi Basins 1 and 2.



AC53

Round Stainless Steel Tray

Extends the versatility of your sink by providing extra space.
Fits Round Basin.





www.oliverisinks.com

Add a touch of style to the laundry.

Your laundry can discover a sense of style with the Oliveri range of laundry sinks. The big basins have ample room for all your laundry tasks and the stunning stainless steel finish adds an elegant touch to any laundry. For an even more stunning effect, most Oliveri laundry sinks can be undermounted into the countertop, giving a clean, contemporary finish that looks stunning, and is a breeze to keep clean.



UNDERMOUNT

410



UNDERMOUNT

490U



TOPMOUNT

470-1



TOPMOUNT

445-1

The 470-0 sink can be topmounted or undermounted (as shown) to answer your heavy-duty laundry needs.

Included Accessories





www.oliverisinks.com

Some of the many reasons why Oliveri quality shines through.



Stainless Steel

All Oliveri sinks are crafted from 304 grade 18/10 stainless steel.



Accessory Lip

Use Oliveri accessories even when undermounted.



Softtone® and Sound Proofing

This process enhances sound proofing and heat retention.



Faucet Deck

Room for all your faucet accessories.



Individually Inspected

Your guarantee of a premium quality sink.




Continuous Welding

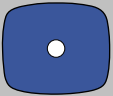
Allows a stronger bond between top deck and basin.



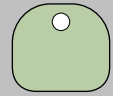
Specifications & dimensions



Titan Basin
28 x 16 x 10" deep
17.2 Gallon Capacity




Grande Basin
22 x 18¾ x 12½" deep
18.5 Gallon Capacity



Super Basin
20 x 18 x 10" deep
12.7 Gallon Capacity



Mega Basin 1
20½ x 15¾ x 7¾" deep
9.2 Gallon Capacity



Mega Basin 2
20½ x 15¾ x 9½" deep
11.8 Gallon Capacity



Round Basin
16½ x 7½" deep
6.3 Gallon Capacity



Gourmet Basin
14¾ x 19 x 10" deep
10.3 Gallon Capacity



Maxi Basin 1
13¾ x 16½ x 8" deep
6.2 Gallon Capacity



Maxi Basin 2
13¾ x 16½ x 7½" deep
6.2 Gallon Capacity



Maxi Basin 3
13 x 15 x 7¾" deep
5.5 Gallon Capacity



Maxi Basin 4
13 x 15¾ x 7½" deep
5.6 Gallon Capacity



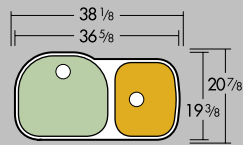
Midi Basin 2
10½ x 13 x 6½" deep
3.2 Gallon Capacity



Mini Basin
8½ x 13¾ x 5½" deep
2.4 Gallon Capacity

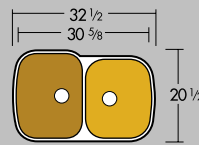
Capacities are nominal

885U
Page 8



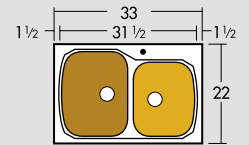
Overall size 38½ X 20⅞"
Super Basin 20 X 18 X 10"
Maxi Basin 1 13¾ X 16½ X 8"
Minimum cabinet 39"

873U
Page 10



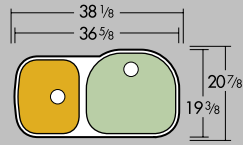
Overall size 32½ X 20½"
Gourmet Basin 14¾ X 19 X 9½"
Maxi Basin 1 13¾ X 16½ X 8"
Minimum cabinet 36"

833-1
Page 12



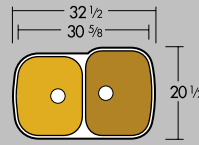
Overall size 33 X 22"
Gourmet Basin 14¾ X 19 X 10"
Maxi Basin 1 13¾ X 16½ X 8"
Minimum cabinet 36"
-1,-2,-3,-4 = 1,2,3 or 4 optional faucet holes*

886U
Page 8



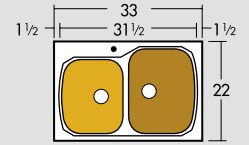
Overall size 38½ X 20⅞"
Super Basin 20 X 18 X 10"
Maxi Basin 1 13¾ X 16½ X 8"
Minimum cabinet 39"

874U
Page 10



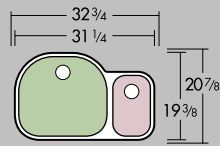
Overall size 32½ X 20½"
Gourmet Basin 14¾ X 19 X 9½"
Maxi Basin 1 13¾ X 16½ X 8"
Minimum cabinet 36"

834-1
Page 12



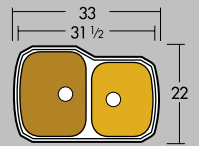
Overall size 33 X 22"
Gourmet Basin 14¾ X 19 X 10"
Maxi Basin 1 13¾ X 16½ X 8"
Minimum cabinet 36"
-1,-2,-3,-4 = 1,2,3 or 4 optional faucet holes*

883U
Page 8



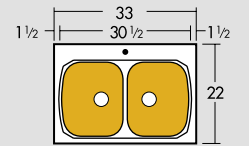
Overall size 32¾ X 20⅞"
Super Basin 20 X 18 X 10"
Mini Basin 8½ X 13¾ X 5½"
Minimum cabinet 36"

833U
Page 10



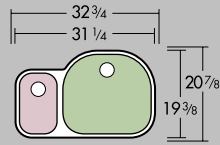
Overall size 33 X 22"
Gourmet Basin 14¾ X 19 X 10"
Maxi Basin 1 13¾ X 16½ X 8"
Minimum cabinet 36"

863-1
Page 12



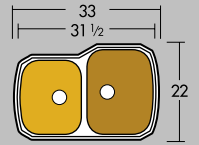
Overall size 33 X 22"
Maxi Basin 1 13¾ X 16½ X 8"
Minimum cabinet 36"
-1,-2,-3,-4 = 1,2,3 or 4 optional faucet holes*

884U
Page 8



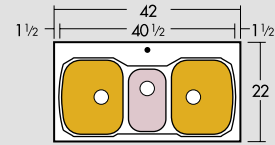
Overall size 32¾ X 20⅞"
Super Basin 20 X 18 X 10"
Mini Basin 8½ X 13¾ X 5½"
Minimum cabinet 36"

834U
Page 10



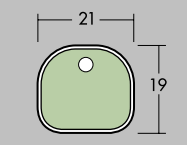
Overall size 33 X 22"
Gourmet Basin 14¾ X 19 X 10"
Maxi Basin 1 13¾ X 16½ X 8"
Minimum cabinet 36"

893-1
Page 12



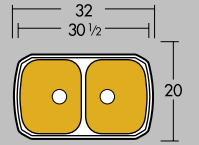
Overall size 42 X 22"
Maxi Basin 1 13¾ X 16½ X 8"
Mini Basin 8½ X 13¾ X 5½"
Minimum cabinet 42"
-1,-2,-3,-4 = 1,2,3 or 4 optional faucet holes*

880U
Page 8



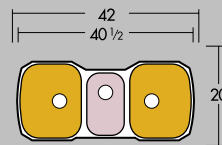
Overall size 21 X 19"
Super Basin 20 X 18 X 9½"
Minimum cabinet 24"

863U
Page 10



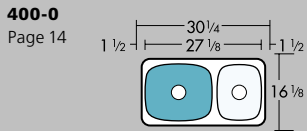
Overall size 32 X 20"
Maxi Basin 1 13¾ X 16½ X 8"
Minimum cabinet 33"

893U
Page 10



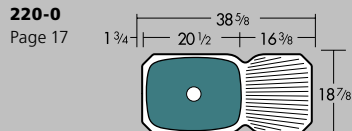
Overall size 42 X 20"
Maxi Basin 1 13¾ X 16½ X 8"
Mini Basin 8½ X 13¾ X 5½"
Minimum cabinet 42"

*Refer to Faucet Hole Tapping Specification Manual for full details.




400-0
Page 14

Overall size 30 1/4 X 16 1/8"
Maxi Basin 3 15 X 13 x 7 3/4"
Midi Basin 2 10 1/2 X 13 x 6 1/2"
Minimum cabinet 33"



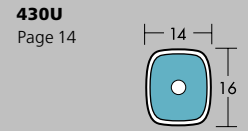
220-0
Page 17

Overall size 38 5/8 X 18 7/8"
Mega Basin 1 20 1/2 X 15 3/4 x 7 3/4"
Minimum cabinet 24"



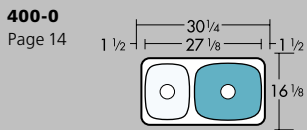
410-0
Page 14

Overall size 19 1/4 X 7 1/2"
Round Basin 16 1/2 X 7 1/2"
Topmount or Undermount



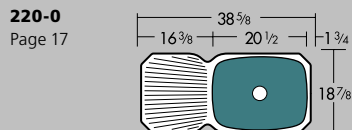
430U
Page 14

Overall size 14 X 16"
Maxi Basin 3 13 X 15 x 7 3/4"



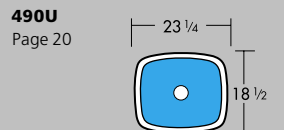
400-0
Page 14

Overall size 30 1/4 X 16 1/8"
Maxi Basin 3 15 X 13 x 7 3/4"
Midi Basin 2 10 1/2 X 13 x 6 1/2"
Minimum cabinet 33"



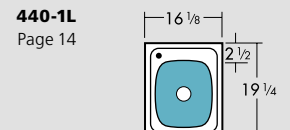
220-0
Page 17

Overall size 38 5/8 X 18 7/8"
Mega Basin 1 20 1/2 X 15 3/4 x 7 3/4"
Minimum cabinet 24"



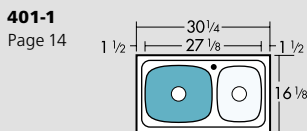
490U
Page 20

Overall size 23 1/4 X 18 1/2"
Mega Basin 2 20 1/2 X 15 3/4 x 9 1/2"
Minimum cabinet 24"



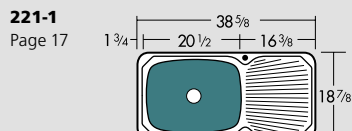
440-1L
Page 14

Overall size 16 1/8 X 19 1/4"
Maxi Basin 3 13 X 15 x 7 3/4"
-1L, -1R, -2 = 1 left, 1 right or 2 optional holes*



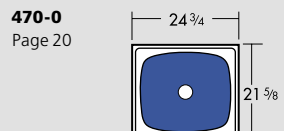
401-1
Page 14

Overall size 30 1/4 X 16 1/8"
Maxi Basin 3 15 X 13 x 7 3/4"
Midi Basin 2 10 1/2 X 13 x 6 1/2"
Minimum cabinet 33"
-1 = 1 Standard faucet hole*



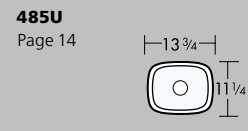
221-1
Page 17

Overall size 38 5/8 X 18 7/8"
Mega Basin 1 20 1/2 X 15 3/4 x 7 3/4"
Minimum cabinet 24"
-1 = 1 Standard faucet hole*



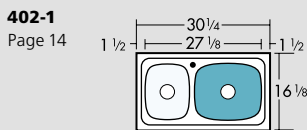
470-0
Page 20

Overall size 24 3/4 X 21 5/8"
Grande Basin 22 X 18 3/4 x 12 1/2"
Minimum cabinet 27"
-1L, -1R, -2 = 1 left, 1 right or 2 optional holes*



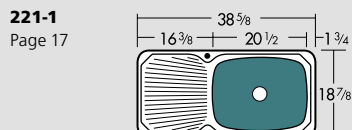
485U
Page 14

Overall size 13 3/4 X 11 1/4"
Midi Basin 2 13 X 10 1/2 x 6 1/2"



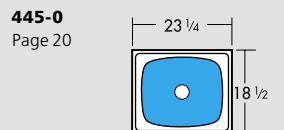
402-1
Page 14

Overall size 30 1/4 X 16 1/8"
Maxi Basin 3 15 X 13 x 7 3/4"
Midi Basin 2 10 1/2 X 13 x 6 1/2"
Minimum cabinet 33"
-1 = 1 Standard faucet hole*



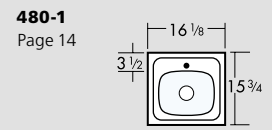
221-1
Page 17

Overall size 38 5/8 X 18 7/8"
Mega Basin 1 20 1/2 X 15 3/4 x 7 3/4"
Minimum cabinet 24"
-1 = 1 Standard faucet hole*



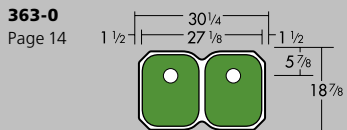
445-0
Page 20

Overall size 23 1/4 X 18 1/2"
Mega Basin 2 20 1/2 X 15 3/4 x 9 1/2"
Minimum cabinet 24"
-0, -1L, -1R, -2 = 0, 1 left, 1 right or 2 optional holes*



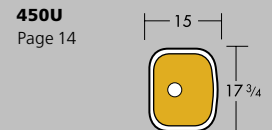
480-1
Page 14

Overall size 16 1/8 X 15 3/4"
Midi Basin 2 10 1/2 X 13 x 6 1/2"
-1, -2 = 1 or 2 optional faucet holes*



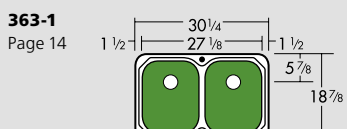
363-0
Page 14

Overall size 30 1/4 X 18 7/8"
Maxi Basin 4 13 X 15 3/4 x 7 1/2"
Minimum cabinet 33"



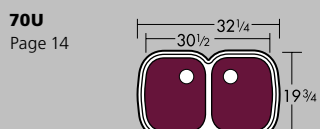
450U
Page 14

Overall size 15 X 17 3/4"
Maxi Basin 1 13 3/4 X 16 1/2 x 7 1/2"



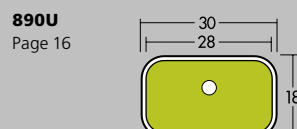
363-1
Page 14

Overall size 30 1/4 X 18 7/8"
Maxi Basin 4 13 X 15 3/4 x 7 1/2"
Minimum cabinet 33"
-1 = 1 Standard faucet hole*



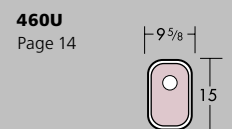
70U
Page 14

Overall size 32 1/4 X 19 3/4"
Maxi Basin 2 13 3/4 X 16 1/2 x 8"
Minimum cabinet 33"



890U
Page 16

Overall size 30 X 18"
Titan Basin 28 X 16 x 10"
Minimum cabinet 33"



460U
Page 14

Overall size 9 5/8 X 15"
Mini Basin 8 1/2 X 13 3/4 x 5 1/2"



After Sales Service

Tasman Sinkware distributors support you with company trained technical specialists experienced in the production, installation, and care of Oliveri brand sinks and accessories. Here is what you need to do if you require service:

First: Contact the kitchen dealer or contractor who sold and/or installed the product. They should be able to solve any problems you may have.

Second: If your dealer or contractor can not solve the problem, they will contact or supply you with the name of the Tasman Sinkware distributor/agent who supplied the product and the name of their Oliveri technical specialist.

Third: If you are unable to obtain warranty service through either your contractor or the Tasman Sinkware distributor/agent, please write to Tasman Sinkware US Office.

Fourth: Include all pertinent information regarding your claim, including a complete description of the product, model numbers, and date the product was installed. Most of this information is on the identification label located on the underside of the basin. Also provide us the name of the installing contractor and distributor.



Warranty

Please take a moment to familiarize yourself with the Tasman Sinkware North America Warranty, its benefits, and limitations.

- 1 All Oliveri sinks carry Tasman Sinkware's Lifetime Limited Buyer Warranty.
- 2 Oliveri sinks are warranted free of manufacturing defects.
- 3 Tasman Sinkware shall at its election, repair, replace, or make appropriate adjustment where Tasman Sinkware inspection discloses any such defects occurring in normal usage. Tasman Sinkware is not responsible for installation costs, or consequential damages.
- 4 The warranty does not cover product failure caused by abusive treatment, surface scratches, misuse, or damage due to handling or faulty installations. This warranty is extended only to the original consumer purchaser of the product and excludes accessories and attachment products.
- 5 No additional warranties, express or implied are given. Any implied warranty including one of merchantability or fitness for a particular purpose are excluded.
- 6 To obtain warranty service, contact Tasman Sinkware either through your dealer or authorized Tasman Sinkware Distributor or write to Tasman Sinkware US Office.



Over 50 Golden Years

The company began life as a general and domestic metal fabricator in 1948. The founders pioneered the deep drawing technology in Australia, creating seamless, deep drawn stainless steel basins. A multi-million dollar upgrade in 1994 saw the production facility move to new 66,000 square feet premises and the installation of the latest high-tech machinery sourced from around the world.

The introduction of new equipment has allowed Tasman Sinkware to produce their sinks to 'world standard' best practice. Tasman Sinkware is a Quality Endorsed company and all products are manufactured to Standard ISO 9001-2000, your guarantee of quality. Current designs reflect the most modern and innovative styles and are crafted to suit even the most discerning homeowner.

Tasman Sinkware are proud of their hard-earned reputation as a premium quality and market-leading designer and manufacturer of kitchen products. Tasman Sinkware will continue to develop designs and styles suitable for any application where the highest standards are demanded.



Genuine Oliveri

Beware of imitations as no one can match the quality and design of Oliveri sinks and accessories.

The Oliveri signature embossed into the stainless steel surface, as well as the distinctive Australian style packaging, ensures that your sink is a genuine Oliveri.

If it's not an Oliveri, it's a compromise.

Approvals

Many Oliveri products have been tested and approved for compliance with:

ASME A112.19.3-00
CSA-B45. 0-99
CSA-B45. 4-99 "N"

For specific information about compliance, contact your supplier.

Look for the brand with the blue dot



Available from



Tasman Sinkware North America
1230 Railroad Street,
Corona CA 92882
Email northamerica@oliverisinks.com

Head Office Australia
PO Box 2141 Regency Park
SA 5942 Australia
Phone 61 8 8348 6444
Fax 61 8 8348 6495
Email sinkware@tasbuildpro.com.au

Under its policy of ongoing product development Tasman Sinkware may from time to time change product specification without notice. Warning: products in this brochure and all literature pertaining to, are subject to intellectual property protection. All dimensions given are approximate and should be checked prior to installation. Product colour reproduction is as near to actual as printing methods allow. Oliveri® is a Registered Trademark of Tasman Sinkware Pty Ltd. Softtone® is a Registered Trademark of Tasman Sinkware Pty Ltd. The unauthorized use of these trademarks is expressly forbidden except by prior agreement.

www.oliverisinks.com