



## Microwave Hood Combination

### PRODUCT MODEL NUMBERS

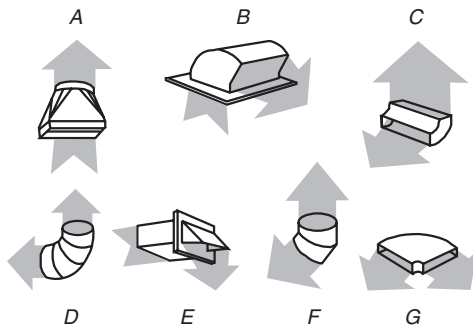
MMV1164W  
MMV4203W  
MMV4206B

MMV5208W  
MMV6180W  
MMV6186W

**Electrical:** A 120-Volt, 60-Hz, AC-only, 15- or 20-amp fused electrical supply with a fuse or circuit breaker. A time-delay fuse or time-delay circuit breaker is recommended. It is recommended that a separate circuit serving only this microwave oven be provided.

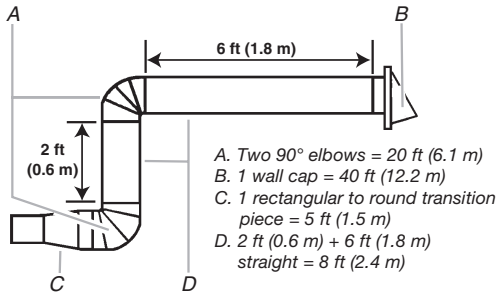
### VENTING REQUIREMENTS

A  $3\frac{1}{4}$ " x 10" (8.3 x 25.4 cm) rectangular or 6" (15.2 cm) round vent should be used. The total length of the vent system including straight vent, elbow(s), transitions and wall or roof caps must not exceed the equivalent of 140 ft (42.7 m) for either type of vent. For best performance, use no more than three 90° elbows. To calculate the length of the system you need, add the equivalent length for each vent piece used in the system. See the following examples:

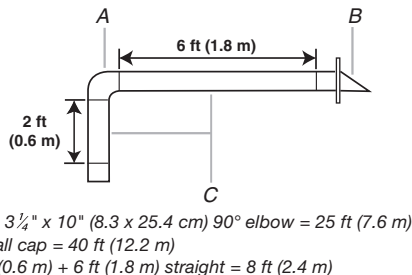


- A. Rectangular to round transition piece:  $3\frac{1}{4}$ " x 10" to 6" = 5 ft (8.3 x 25.4 cm to 15.2 cm = 1.5 m)  
B. Roof cap:  $3\frac{1}{4}$ " x 10" = 24 ft (8.3 x 25.4 cm = 7.3 m)  
C. 90° elbow:  $3\frac{1}{4}$ " x 10" = 25 ft (8.3 x 25.4 cm = 7.6 m)  
D. 90° elbow: 6" = 10 ft (15.2 cm = 3 m)  
E. Wall cap:  $3\frac{1}{4}$ " x 10" = 40 ft (8.3 x 25.4 cm = 12.2 m)  
F. 45° elbow: 6" = 5 ft (15.2 cm = 1.5 m)  
G. 90° flat elbow:  $3\frac{1}{4}$ " x 10" = 10 ft (8.3 x 25.4 cm = 3 m)

#### 6" (15.2 cm) vent system = 73 ft (22.2 m) total

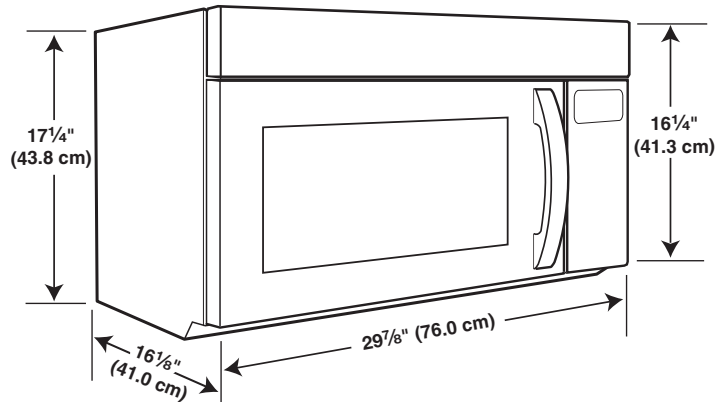


#### $3\frac{1}{4}$ " x 10" (8.3 x 25.4 cm) vent system = 73 ft (22.2 m) total



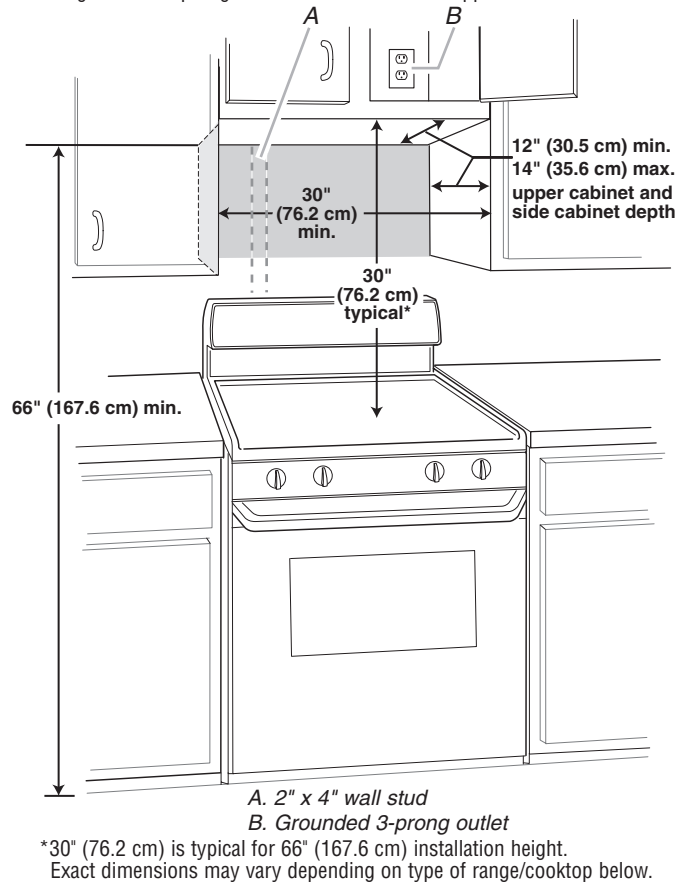
Because Whirlpool Corporation policy includes a continuous commitment to improve our products, we reserve the right to change materials and specifications without notice.

### PRODUCT DIMENSIONS



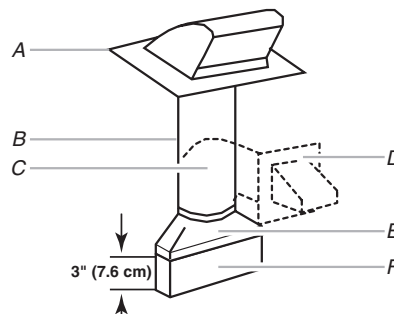
### CABINET OPENING DIMENSIONS

The grounded 3-prong outlet must be inside the upper cabinet.



### Rectangular to Round Transition for Roof Venting

**NOTE:** The minimum 3" (7.6 cm) clearance must exist between the top of the microwave oven and the rectangular to round transition piece so that the damper can open freely and fully.



- A. Roof cap  
B. 6" (15.2 cm) min. diameter round vent  
C. Elbow (for wall venting only)  
D. Wall cap  
E.  $3\frac{1}{4}$ " x 10" to 6" (8.3 x 25.4 cm to 15.2 cm) rectangular to round transition piece  
F. Vent extension piece, at least 3" (7.6 cm) high

Dimensions are for planning purposes only. For complete details, see Installation Instructions packed with product. Specifications subject to change without notice.

Ref. W10344702B  
3/12/14