


30" Warming Drawer

500 Series - Stainless Steel

HWD5051UC



Features and Benefits

Performance

- 450 Watt Heating Element Concealed Below Drawer
- Special Dough Proofing Mode

Convenience

- Sturdy Ball Bearing Telescopic Rails for Smooth Opening
- Star-K certified
- 1 Hour Automatic Shut-Off Function with Adjustable Timer

Capacity

- 2.2 Cu.Ft. Large Cavity
- Lower Side Walls Allow Easy Loading and Unloading of Drawer

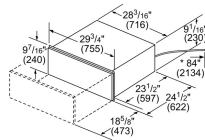
Notes: All height, width and depth dimensions are shown in inches. *Please refer to installation instructions prior to making cutout. BSH reserves the absolute and unrestricted right to change product materials and specifications, at any time, without notice. Consult the product's installation instructions for final dimensional data and other details. Applicable product warranty can be found in a accompanying product literature or you may contact your account manager for further details.

For more information on our entire line of products, go to boschappliances.com or call 1-800-944-2904.

Copyright ©2014 BSH Home Appliances Corporation. All rights reserved. Bosch is a registered trademark of Robert Bosch GmbH.

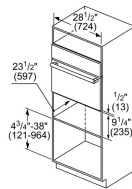
Litho Date: 03/2014

30" Warming Drawer 500 Series - Stainless Steel HWD5051UC



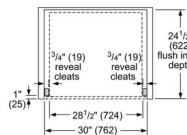
* Power cord on warming drawer is 84" (2134 mm)

measurements in inches (mm)

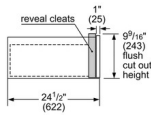


measurements in inches (mm)

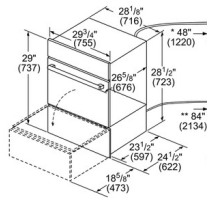
Flush Install Top View



Side View

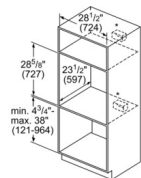


measurements in inches (mm)



* Power cord with plug on 120 V units is 43" (1092)
** Power cord on warming drawer is 84" (2134 mm)

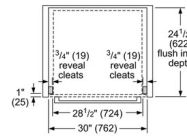
measurements in inches (mm)



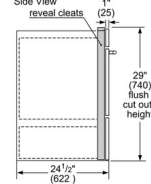
* For installation into a wall cabinet, the receptacle may be installed above, below, or to the left or right of the unit within range of the power cord.

measurements in inches (mm)

Flush Install Top View



Side View



measurements in inches (mm)

Features

Power output heating	0.450
Power Level	high, low, medium
Type of control	illuminated, TouchControl Basic
Temperature control	electronic
Time control	electronic

Technical Specification

UPC code	825225908722
Product color	Stainless steel
Alternative colors available	
Watts (W)	450
Current (A)	15
Volts (V)	120
Frequency (Hz)	60
Approval certificates	CSA
Power Cord Length	84"
Plug type	120V-3 prong
Required cutout size (HxWxD) (in)	9 1/4" x 28 1/2" x 23 1/2"
Overall appliance dimensions (HxWxD) (in)	9 7/16" x 29 3/4" x 22"
Product packaging dimensions (HxWxD) (in)	14 1/2" x 35 5/8" x 30 1/2"
Net weight (lbs)	64
Gross weight (lbs)	72

Notes: All height, width and depth dimensions are shown in inches. *Please refer to installation instructions prior to making cutout. BSH reserves the absolute and unrestricted right to change product materials and specifications, at any time, without notice. Consult the product's installation instructions for final dimensional data and other details. Applicable product warranty can be found in a accompanying product literature or you may contact your account manager for further details.

For more information on our entire line of products, go to boschappliances.com or call 1-800-944-2904.

Copyright ©2014 BSH Home Appliances Corporation. All rights reserved. Bosch is a registered trademark of Robert Bosch GmbH.

Litho Date: 03/2014