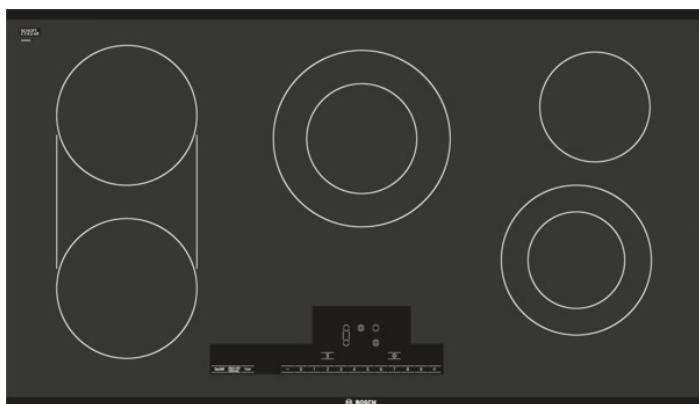


36" Electric Cooktop

800 Series - Black Frameless

NET8666UC



Features and Benefits

Key Features

Design

- Black-glass Seamless Design
- Cooktop Design Coordinates with Bosch Ovens and Ventilation

Performance

- Dual Elements Offer the Capability to use Multiple Pan Sizes
- Bridge Element Accommodates Oblong or Oversized Pans and Griddles

Convenience

- PreciseSelect® - Direct Cooking Level Selection - 17 Settings for Precise Control
- Countdown Timer - Built-in Timers for Each Element. Doubles as General-Purpose Kitchen Timer
- CleanLock - Prevents Unwanted Changing of Setting While Cleaning Spills

Safety

- Two-level Heat Indicator - Warns if Cooktop is Warm or Hot
- ChildLock - Prevents the Cooktop from Being Accidentally Switched On, Locks Temperature Settings if in Use

Notes: All height, width and depth dimensions are shown in inches. *Please refer to installation instructions prior to making cutout. BSH reserves the absolute and unrestricted right to change product materials and specifications, at any time, without notice. Consult the product's installation instructions for final dimensional data and other details. Applicable product warranty can be found in a accompanying product literature or you may contact your account manager for further details.

For more information on our entire line of products, go to boschappliances.com or call 1-800-944-2904.

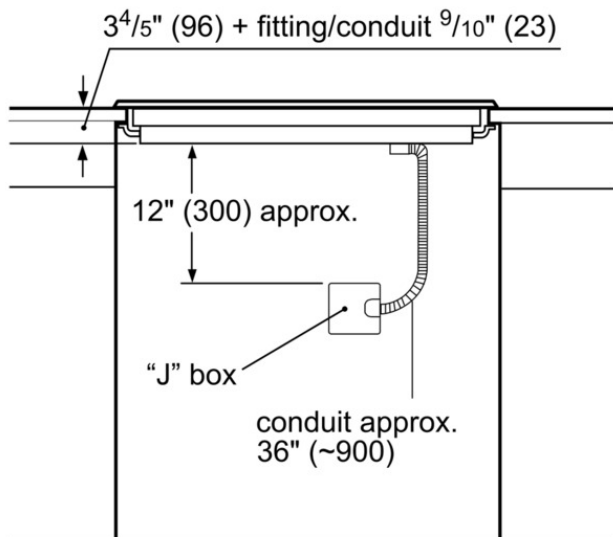
Copyright ©2014 BSH Home Appliances Corporation. All rights reserved. Bosch is a registered trademark of Robert Bosch GmbH.

Litho Date: 03/2014

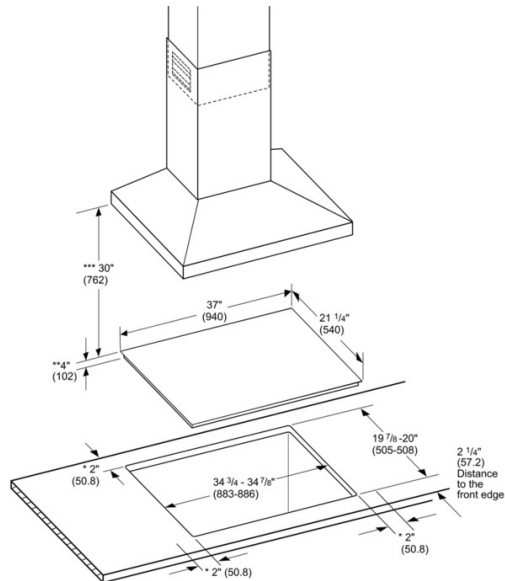
36" Electric Cooktop

800 Series - Black Frameless

NET866UC



measurement in inches (mm)



* Minimum distance from the cooktop cutout to the wall
 ** Maximum cutout depth
 *** Minimum distance between the cooktop surface and lower edge of the exhaust hood.

Dimensions in inches (mm)

Features

Knob Material	
Sealed Burners	No
Burners with booster	
Type of grate	
Total BTU load	
LP Gas Connection Rating (BTU)	
Power of 1st heating element (kW in boost)	
Dimension of 1st heating element (in)	7"
Power of 2nd heating element (kW in boost)	
Dimension of 2nd heating element (in)	7"
Power of 3rd heating element (kW in boost)	
Dimension of 3rd heating element (in)	9", 6"
Power of 4th heating element (kW in boost)	
Dimension of 4th heating element (in)	6"
Power of 5th heating element (kW in boost)	
Dimension of 5th heating element (in)	8", 5"
Power of 6th heating element (kW in boost)	
Dimension of 6th heating element (in)	

Technical Specification

UPC code	825225907633
Variant color	Black
Energy source	Electric
Gas type	
Alternative gas type	
Watts (W)	9600
Current (A)	40
Volts (V)	240/208
Frequency (Hz)	60
Approval certificates	CSA
Power Cord Length	
Plug type	no plug
Required cutout size (HxWxD) (in)	4" x 34 7/8" x 20"
Minimum distance from counter front (in)	2 1/4"
Minimum distance from rear wall (in)	2"
Overall appliance dimensions (HxWxD) (in)	1/4"+4" x 37" x 21 1/4"
Product packaging dimensions (HxWxD) (in)	7 7/8" x 43 5/16" x 24"
Net weight (lbs)	31
Gross weight (lbs)	41
Total number of cooktop burners	5

Notes: All height, width and depth dimensions are shown in inches. *Please refer to installation instructions prior to making cutout. BSH reserves the absolute and unrestricted right to change product materials and specifications, at any time, without notice. Consult the product's installation instructions for final dimensional data and other details. Applicable product warranty can be found in a accompanying product literature or you may contact your account manager for further details.

For more information on our entire line of products, go to boschappliances.com or call 1-800-944-2904.

Copyright ©2014 BSH Home Appliances Corporation. All rights reserved. Bosch is a registered trademark of Robert Bosch GmbH.

Litho Date: 03/2014