



Top Mount Refrigerators

FFHT1713L W/Q

17 Cu. Ft. Top Mount



Product Dimensions

Height (Including Hinges & Rollers)	65-1/8"
Width	28"
Depth (Including Door)	29-3/8"

More Easy-To-Use Features

Full-Width Freezer Shelf

Gives you more usable space to organize and store more.

Bright Lighting

Our bright lighting makes it easy to see what's inside.

White Dairy Door

Reversible Door

Door can be installed to open left or right based on your needs.



ENERGY STAR®

Available in:



White
(W)



Bisque
(Q)

Signature Features

SpaceWise® Adjustable Wire Shelves

Easily adjust shelves up and down to create more space for taller items.

Store-More™ Humidity-Controlled Crisper Drawers

Keep your fruits and vegetables fresh in our humidity-controlled crisper drawers.

Store-More™ Gallon Door Shelf

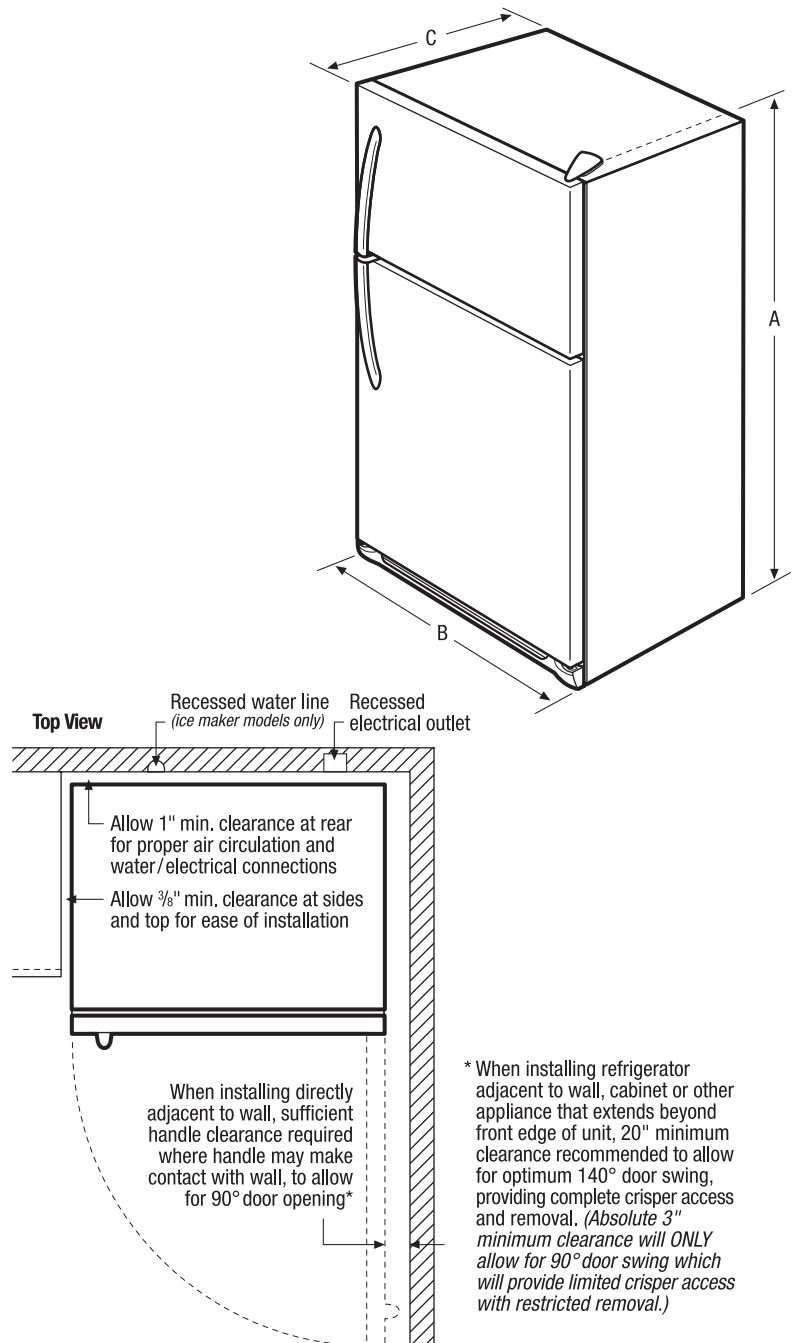
Door storage gives you room for larger items like a gallon of milk.

Full-Width Freezer Racks

Gives you more usable door space for accessibility.

Features	
Door Design	Square
Door Handle Design	Color-Coordinated
Cabinet Finish (Textured)	Color-Coordinated
Door Stops	Yes
Door Hinge Covers	Color-Coordinated
Door Reverse Option	Yes
Left-Swing Door	
Rollers - Front/Rear	Fixed/Yes
Sound Package	
Toe Grille	Color-Coordinated
Refrigerator Features	
Interior Lighting	Bright
Refrigerator Shelves	2 Sliding SpaceWise® Adjustable Wire
Cool Zone™ Drawer	
Wine/Can Rack	
Store-More™ Crisper Drawers	2 White
Humidity Controls	2
Dairy Compartment	White Dairy Door
Door Bins	
Door Racks	3 Full-Width White
Non-Slip Bin Liner	
Tall Bottle Retainers	
Gallon Door Storage	1
Freezer Features	
Door Bins	
Door Racks	2 Full-Width White
Freezer Shelves	1 Full-Width Wire
Factory Ice Maker w/ Large Ice Bin	Optional (PN# IM115)
Lighting	
Certifications	
ENERGY STAR®	Yes
Specifications	
Total Capacity (Cu. Ft.)	16.5
Refrigerator Capacity (Cu. Ft.)	12.76
Freezer Capacity (Cu. Ft.)	3.74
Power Supply Connection Location	Right Bottom Rear
Water Inlet Connection Location	Bottom Right
Voltage Rating	120V / 60Hz / 15 or 20A
Connected Load (kW Rating) @ 120 Volts¹	.54
Amps @ 120 Volts	4.5
Minimum Circuit Required (Amps)	15
Shipping Weight (Approx.)	190 Lbs.

¹For use on adequately wired 120V, dedicated circuit having 2-wire service with a separate ground wire. Appliance must be grounded for safe operation.



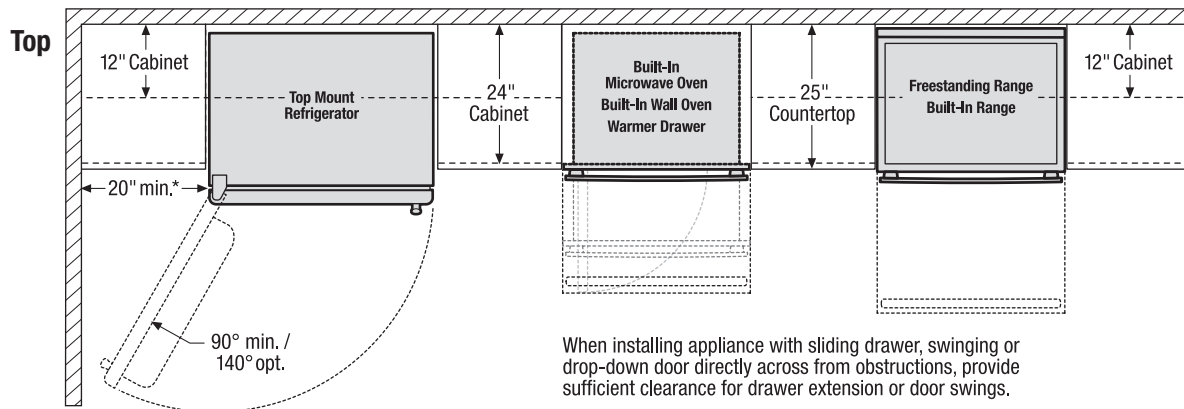
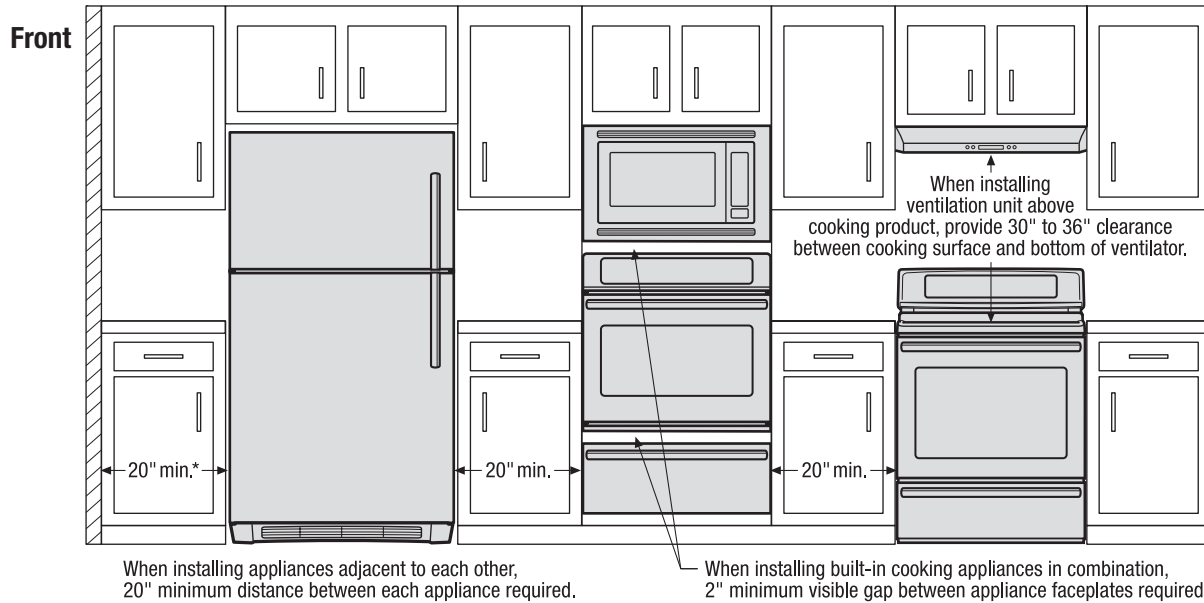
NOTE: For planning purposes only. Always consult local and national electric and plumbing codes. Refer to Product Installation Guide for detailed installation instructions on the web at frigidaire.com.



Product Dimensions	
A - Height (Incl. Hinges and Rollers)	65-1/8"
B - Width	28"
C - Depth (Incl. Door)	29-3/8"
Depth with Door Open 90°	56"

Accessories information available on the web at frigidaire.com

Use these dimensions and clearance instructions for planning purposes only. For detailed installation instructions, refer to installation guide, packed with product, or on the web at frigidaire.com.



*When installing refrigerator adjacent to wall, cabinet or other appliance that extends beyond front edge of unit, 20" minimum clearance recommended to allow for optimum 140° door swing, providing complete crisper access and removal. (Absolute 3" minimum clearance will ONLY allow for 90° door swing which will provide limited crisper access with restricted removal.)

