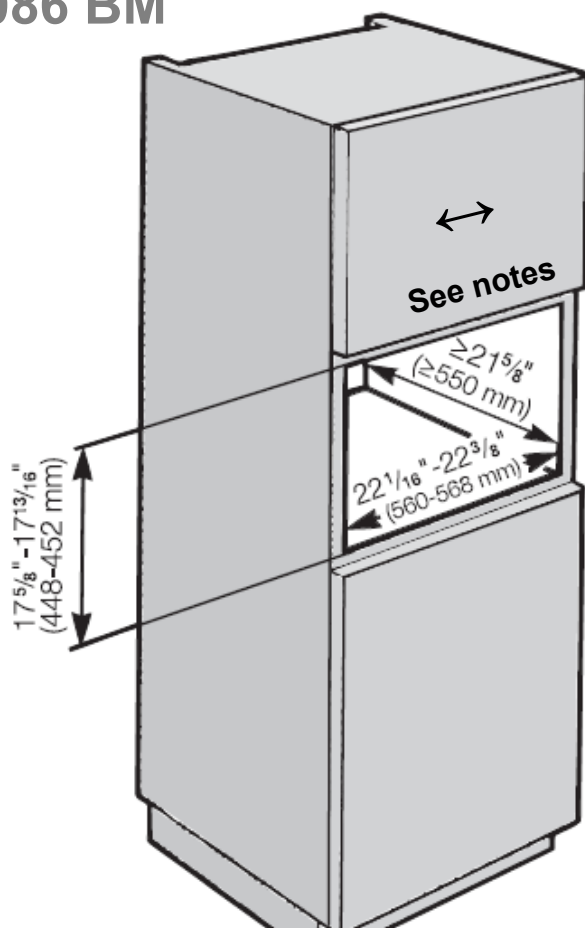
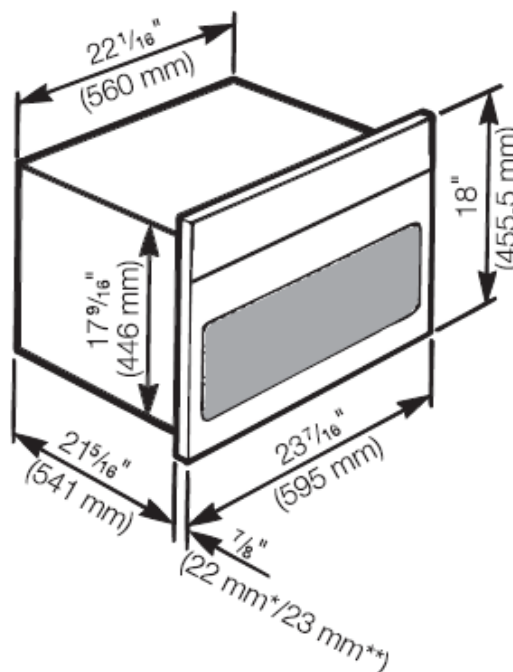


Product and Cut-out Dimensions Convection Microwave Oven H 4084 BM H 4086 BM

Page 1 of 4



Miele appliances can be installed flush or proud. Discuss your installation requirements with your architect, designer and installer.



Location Codes

E – The oven comes equipped with a 7.2 ft. (2.2 m) power cord with a NEMA 14-30 P molded plug ready for connection to a:
120/240V, 20 A, 60 Hz power supply
or
120/208V, 20 A, 60 Hz power supply.

O – 2 1/2" ² minimum hole size for plug. Outlet to be installed in adjacent cabinetry

Notes

Width with optional EBA Trim Kits:
22996178USA **EBA 5470** 26" – 26 1/4"
22996179USA **EBA 5476** 28 3/4" – 28 1/2"
All installations must be done in accordance with local codes.

* Appliances with glass front

** Appliances with metal front

Please view page 4

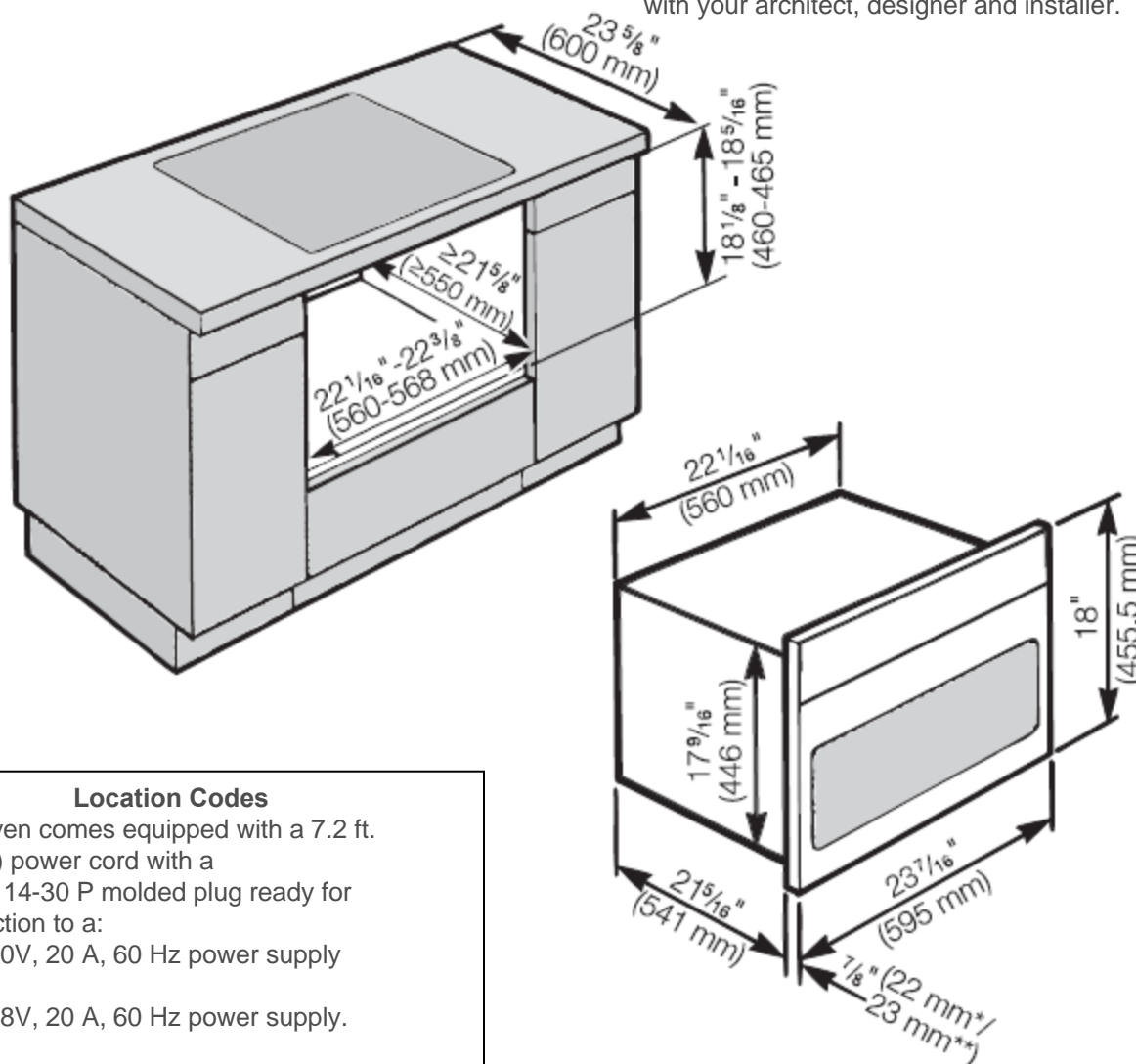
Note: Drawing is not to scale

Specification Sheets OJS 09192011

Product and Cut-out Dimensions Convection Microwave Oven H 4084 BM H 4086 BM

When installed under a cooktop regard the installation instructions and dimensions of the cooktop

Miele appliances can be installed flush or proud. Discuss your installation requirements with your architect, designer and installer.



Location Codes

E – The oven comes equipped with a 7.2 ft. (2.2 m) power cord with a NEMA 14-30 P molded plug ready for connection to a:
120/240V, 20 A, 60 Hz power supply
or
120/208V, 20 A, 60 Hz power supply.

O – 2 1/2" ² minimum hole size for plug. Outlet to be installed in adjacent cabinetry

Notes

Width with optional EBA Trim Kits:
22996178USA **EBA 5470** 26" – 26 1/4"
22996179USA **EBA 5476** 28 3/4" – 28 1/2"
All installations must be done in accordance with local codes.

* Appliances with glass front

** Appliances with metal front

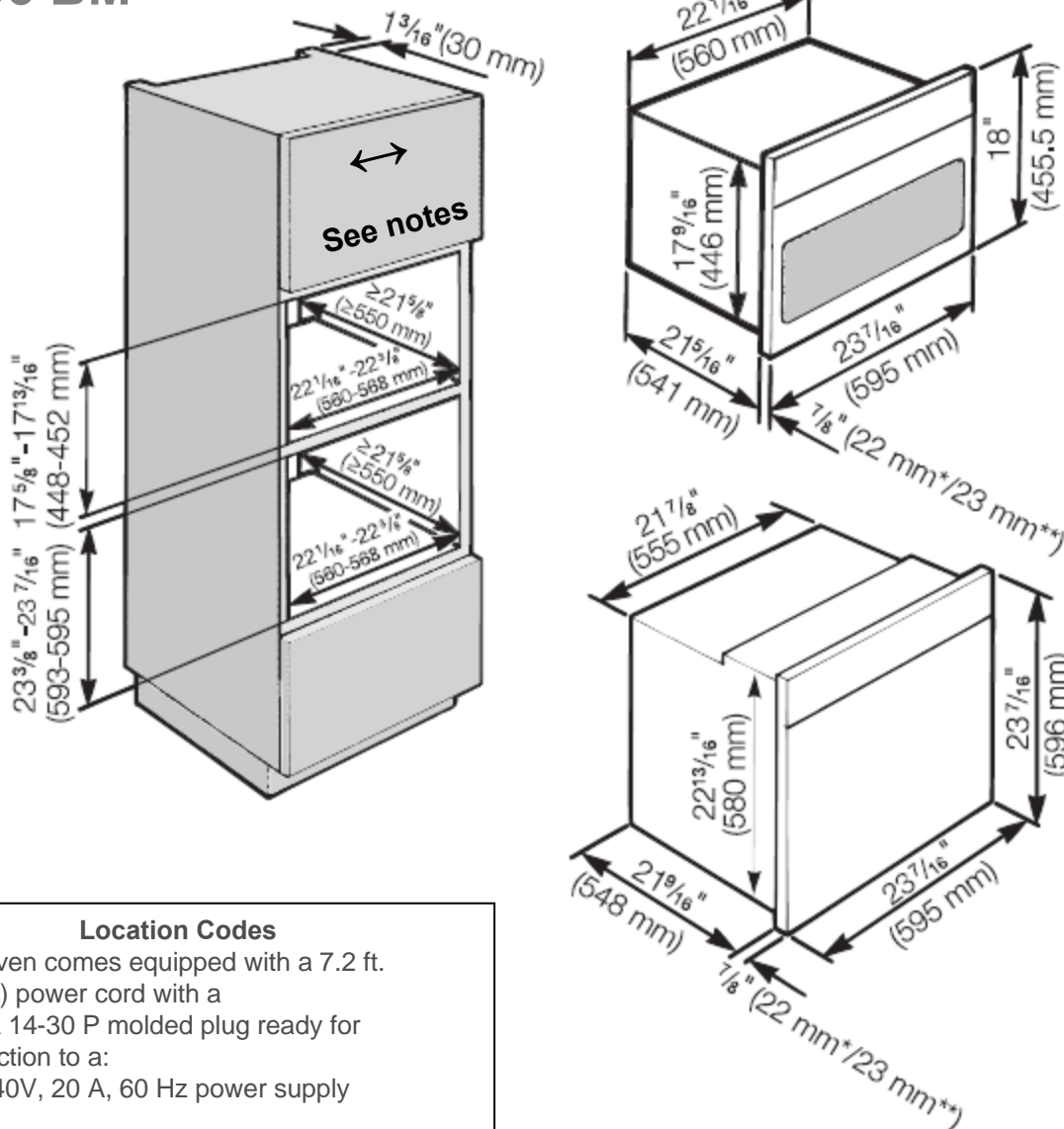
Please view page 4

Note: Drawing is not to scale

Specification Sheets OJS 09192011

Product and Cut-out Dimensions Convection Microwave Oven H 4084 BM H 4086 BM

Page 3 of 4



Location Codes

E – The oven comes equipped with a 7.2 ft. (2.2 m) power cord with a NEMA 14-30 P molded plug ready for connection to a:
120/240V, 20 A, 60 Hz power supply
or
120/208V, 20 A, 60 Hz power supply.

O – $2\frac{1}{2}"$ ² minimum hole size for plug. Outlet to be installed in adjacent cabinetry

Notes

Width with optional EBA Trim Kits:
22996178USA **EBA 5470** 26" – 26 $\frac{1}{4}"$
22996179USA **EBA 5476** 28 $\frac{3}{4}"$ – 28 $\frac{1}{2}"$

All installations must be done in accordance with local codes.

* Appliances with glass front

** Appliances with metal front

Please view page 4

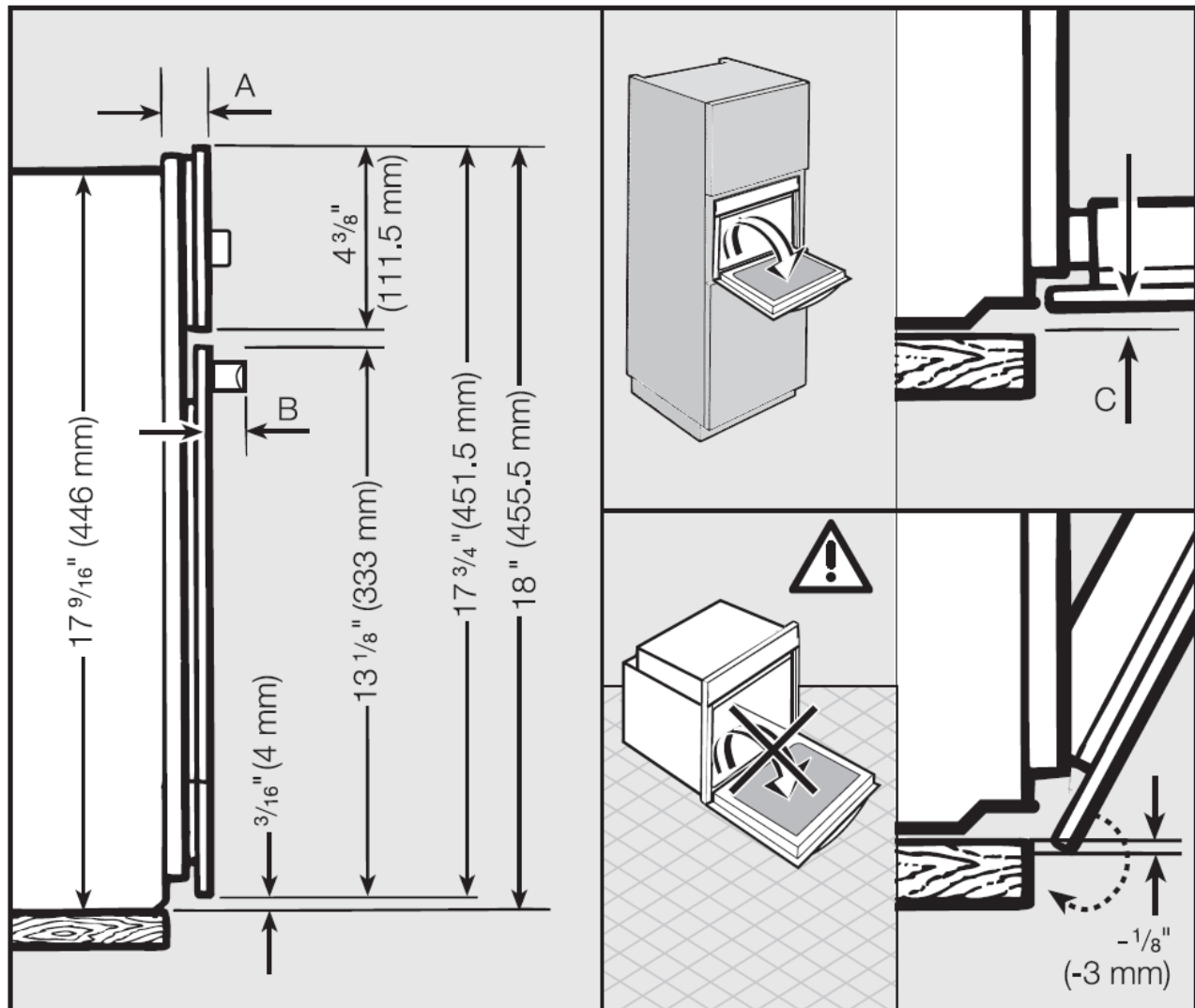
Note: Drawing is not to scale

Specification Sheets OJS 09192011

Product and Cut-out Dimensions Convection Microwave Oven H 4084 BM H 4086 BM

Page 4 of 4

Machine front dimensions



A $\frac{7}{8}$ " (Appliance with glass front: 22 mm / Appliance with metal front: 23 mm)

B H 4084 BM: $2 \frac{3}{16}$ " (1.5 mm)

H 4086 BM: $1 \frac{7}{8}$ " (47.5 mm)

C Appliances with glass front: $\frac{1}{16}$ " (1.5 mm)

Appliances with metal front: $\frac{1}{32}$ " (0.5 mm)

Note: Drawing is not to scale

Specification Sheets OJS 09192011