



36" (91.4 cm) Island-Mount Canopy Range Hood

PRODUCT MODEL NUMBERS

GXI6536DX

ELECTRICAL REQUIREMENTS

- A 120 Volt, 60 Hz., AC only, 15-amp, fused electrical circuit is required.

VENTING REQUIREMENTS

This island hood is factory set for venting through the roof.

A 6" (15.2 cm) round vent system is needed for installation (not included). The hood exhaust opening is 6" (15.2 cm) round.

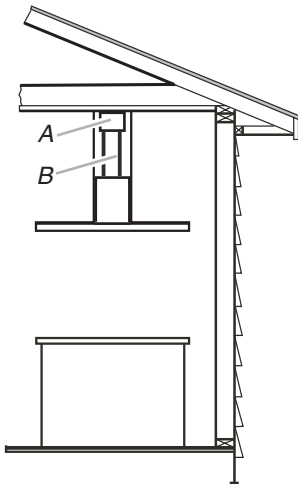
NOTE: Flexible vent is not recommended. Flexible vent creates back pressure and air turbulence that greatly reduce performance.

Vent system can terminate either through the roof or wall. To vent through a wall, a 90° elbow is needed.

For Non-Vented (recirculating) Installations

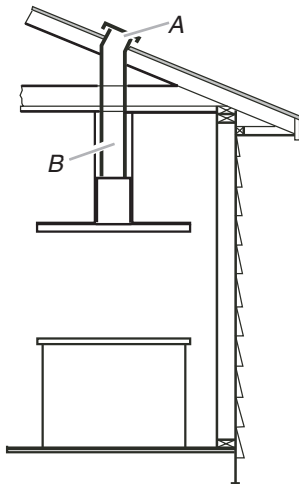
If it is not possible to vent cooking fumes and vapors to the outside, the hood can be used in the non-vented (recirculating) version, fitting a charcoal filter and the deflector. Fumes and vapors are recycled through the top of the grille. To order, see the "Assistance or Service" section.

Non-vented (recirculating)



A. Deflector
B. 6" (15.2 cm) round vent

Roof Venting



A. Roof cap
B. 6" (15.2 cm) round vent

NOTE: Wall venting can be an option for 2-story homes.

Calculating Vent System Length

To calculate the length of the system you need, add the equivalent feet (meters) for each vent piece used in the system.

Vent Piece 6" (15.2 cm) round

45° elbow 2.5 ft (0.8 m)

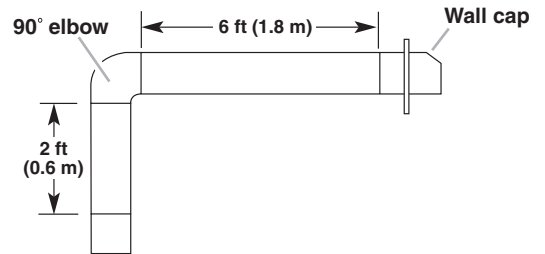


90° elbow 5.0 ft (1.5 m)



Maximum equivalent vent length is 35 ft (10.7 m).

Example vent system



The following example falls within the maximum vent length of 35 ft (10.7 m).

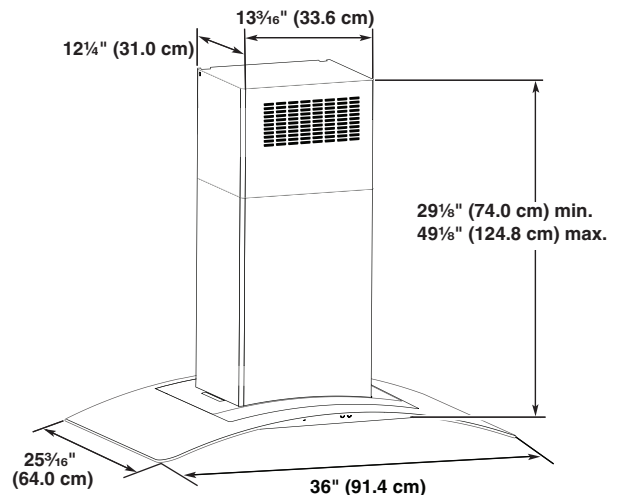
1 - 90° elbow = 5.0 ft (1.5 m)

1 - wall cap = 0.0 ft (0.0 m)

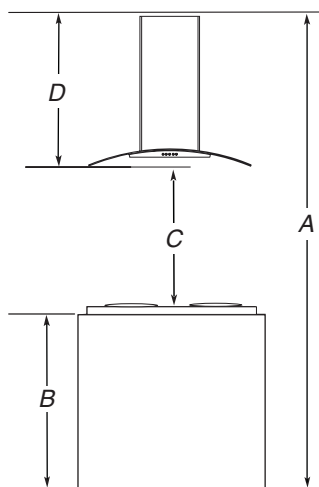
8 ft (2.4 m) straight = 8.0 ft (2.4 m)

System length = 13.0 ft (3.9 m)

PRODUCT DIMENSIONS



INSTALLATION DIMENSIONS



A. Ceiling height

B. Countertop height

C. Hood height: 24" (61.0 cm) min. from electric cooking surface, 27" (68.6 cm) min. from gas cooking surface, suggested 36" (91.2 cm) max.

D. Hood height from ceiling to bottom of the range hood: $A - B - C = D$

IMPORTANT:

Minimum distance "C": 24" (61.0 cm) from electric cooking surface, 27" (68.6 cm) from gas cooking surface

Suggested maximum distance "C": 36" (91.4 cm)

For vented installations, the chimneys can be adjusted for ceilings between 7' 6" (2.29 m) and 9' 8" (2.95 m) with vent slots not showing and up to 10' (3.05 m) with vent slots showing.

For non-vented (recirculating) installations, the chimneys can be adjusted for ceilings between 7' 6" (2.29 m) and 10' (3.05 m).

* **NOTE:** The range hood chimneys are adjustable and designed to meet varying ceiling or soffit heights depending on the distance "X" between the bottom of the range hood and the cooking surface. For higher ceilings, a Stainless Steel Chimney Extension Kit Part Number W10272078 is available from your dealer or an authorized parts distributor. The chimney extension replaces the upper chimney shipped with the range hood.