




From the laundry room to the kitchen ...

For generations, families have depended on Maytag® products in the laundry room. Today, you count on us for a full range of quality laundry and kitchen appliances with innovative features designed to help you handle the demands of your busy life. **Depend on us.™**





Cooking

Dependable performance. Delicious results.

Do you prefer gas or electric cooking in your kitchen? Answer that, and the decisions have just begun. That's because Maytag offers a variety of cooking solutions that deliver outstanding results as well as extra conveniences that help you keep up with your busy life.



WHICH STYLE IS RIGHT FOR YOUR KITCHEN?

Answer these questions to help determine which models and features you need to solve your everyday challenges.

1. Would you love the capacity and convenience of a double wall oven, but don't want to remodel your kitchen?
2. Do you move the cookie sheet from the top rack to the bottom when baking cookies to ensure even browning?
3. Do you run out of space in the oven or on the cooktop when cooking a big family meal?
4. Does your cooktop take forever to boil the water in a big stockpot?
5. Do you hate waiting for the entire oven to preheat just to bake a single-serving meal?
6. Do you often reheat dinner for family members who are running late?

Maytag® Double-Oven Freestanding Ranges

Two Separate Ovens. One Complete Meal.®

STANDARD FEATURES YOU DEPEND ON FROM MAYTAG

EXCLUSIVE DESIGN

- XXL Capacity (5.22 Cu. Ft. Total Usable Cooking Capacity)
- Precision Touch Electronic Oven Controls

UPPER-OVEN FEATURES

- 1.22 Cu. Ft. Self-Cleaning Oven With Adjustable Levels (Light, Medium, Heavy)
- PreciseBake
- PreciseBroil
- Keep Warm Feature
- Auto Lock When Self-Cleaning
- Oven Light

LOWER-OVEN FEATURES

- Precision Cooking™ System With Precise Preheat
- 4.0 Cu. Ft. Self-Cleaning Oven With Adjustable Levels (Light, Medium, Heavy)
- PreciseBake
- PreciseBroil
- Auto Lock When Self-Cleaning
- Oven Light
- Porcelain-Enamel Broiler Pan
- Monochromatic Glass-Front Oven Door
- Optional Create-A-Space™ Half-Rack

BUILT-TO-LAST™ FEATURES

- DuraClean™ Smooth-Gloss Porcelain Backguard
- DuraClean™ Top
- Tri-Modular Construction
- Quad-Four Hinges
- Heavy-Duty Oven Racks



Two Separate Ovens

Bake bread at 425° in the upper oven and lasagna at 350° in the lower oven. It's all ready at once!



Upper Oven Does It All

Bakes, broils, toasts and warms, plus preheats in half the time for everyday convenience.



XXL Capacity

Two ovens offer 5.22 cu. ft. of total usable cooking capacity, yet it fits in the space of an ordinary range.



Create-A-Space™ Half-Rack

(UXA4905ADX)
It's like adding more oven space to make room for a casserole dish or tray of rolls. The optional half-rack provides more usable space for cooking flexibility and convenience. (optional on all models)



MER6875AA (Electric Convection Model)
MER6775AA (Electric Nonconvection Model)

Standard Features Plus: Upper-Oven Features

- Rapid Preheat
- Toasting
- Dual-Control Bake-And-Broil Elements
- Four-Pass Broil Element

Lower-Oven Features

- Dual-Control Bake-And-Broil Elements
- Convection Model Has 2 Standard Oven Racks And 1 RollerGlide™ Rack
- Nonconvection Model Has 1 Standard Oven Rack And 1 RollerGlide™ Rack
- Four-Pass Recessed Broil Element

Smoothtop Cooktop Features

- 6", 100-Watt Warming Center
- 6", 1,200-/36-Watt Flex-Choice™ Element (Convection Model)
- Two 6", 1,200-Watt Radiant Elements (One On Convection Model)
- 9"/6", 2,400-/1,000-Watt Dual-Choice™ Element
- Exclusive 12"/9", 2,700-/1,700-Watt Dual-Choice™ Element

Colors: White, Frost White, Bisque, Natural Bisque, Black, Stainless Steel



MER6755AA (ELECTRIC)

Standard Features Plus: Upper-Oven Features

- Rapid Preheat
- Toasting
- Dual-Control Bake-And-Broil Elements
- Four-Pass Broil Element

Lower-Oven Features

- Dual-Control Bake-And-Broil Elements
- 2 Heavy-Duty Oven Racks
- Super-Size Oven Window
- Four-Pass Recessed Broil Element

Smoothtop Cooktop Features

- Two 6", 1,200-Watt Radiant Elements
- 9", 2,500-Watt Radiant Element
- 12", 2,700-Watt Radiant Element

Colors: White, Bisque, Black, Stainless Steel



MER6751AA (ELECTRIC)

Standard Features Plus: Upper-Oven Features

- Rapid Preheat
- Toasting
- Dual-Control Bake-And-Broil Elements
- Four-Pass Broil Element

Lower-Oven Features

- Dual-Control Bake-And-Broil Elements
- 2 Heavy-Duty Oven Racks
- Four-Pass Recessed Broil Element

Smoothtop Cooktop Features

- Two 6", 1,200-Watt Radiant Elements
- Two 9", 2,500-Watt Radiant Elements

Colors: White, Bisque, Black, Stainless Steel



MER6555AA (ELECTRIC)

Standard Features Plus: Upper-Oven Features

- Rapid Preheat
- Toasting
- Dual-Control Bake-And-Broil Elements
- Four-Pass Broil Element

Lower-Oven Features

- Dual-Control Bake-And-Broil Elements
- 2 Heavy-Duty Oven Racks
- Super-Size Oven Window
- Four-Pass Recessed Broil Element

Coil Cooktop Features

- Two 6", 1,500-Watt Coil Elements
- Two 8", 2,350-Watt Coil Elements
- No-Drip™ Porcelain-Enamel Drip Bowls

Colors: White, Bisque, Black



MGR6875AD (GAS)

Standard Features Plus: Upper-Oven Features

- Broiler Burner

Lower-Oven Features

- EvenAir™ Convection Cooking Option
- 3 Heavy-Duty Oven Racks (2 Standard, 1 RollerGlide™ Rack)
- Super-Size Oven Window

Gas Cooktop Features

- Exclusive Fifth Burner
- DuraClean™ Heavy-Duty Continuous Cast-Iron Burner Grates
- DuraClean™ Lift-Off Burner Caps
- 5,000-BTU Burner With 600-BTU Simmer Setting
- Two 9,200-BTU Burners
- 12,000-BTU Burner
- 16,000-BTU Power Boost™ Burner

Colors: White, Bisque, Black, Stainless Steel



MGR6775AD (GAS)

Standard Features Plus: Upper-Oven Features

- Broiler Burner

Lower-Oven Features

- 2 Heavy-Duty Oven Racks (1 Standard, 1 RollerGlide™ Rack)

Super-Size Oven Window

Gas Cooktop Features

- DuraClean™ Heavy-Duty Continuous Cast-Iron Burner Grates
- DuraClean™ Lift-Off Burner Caps
- 5,000-BTU Burner With 600-BTU Simmer Setting
- Two 9,200-BTU Burners
- 16,000-BTU Power Boost™ Burner

Colors: White, Bisque, Black, Stainless Steel

Maytag® 5.22 Cu. Ft.-Capacity Electric Ranges

The Most Even-Baking Ovens* With XXL Capacity.



STANDARD FEATURES YOU DEPEND ON FROM MAYTAG

- Precision Cooking™ System With PreciseBake
 - XXL Capacity (5.22 Cu. Ft.)
 - Precision Touch Electronic Oven Controls
 - Self-Cleaning Oven With Adjustable Levels (Light, Medium, Heavy)
 - Hidden Bake Element
 - Cook & Hold Setting
 - Keep Warm Setting
- Delay Setting (Bake And Clean)
 - Auto Shutoff
 - Control Lockout
 - Sabbath Mode
 - 8 Rack Positions
 - High/Low Broil (Open Door)
 - Super-Size Oven Window
 - Oven Light
 - Easy-Roll Storage Drawer
 - Upswept Cooktop Design
 - Electronic Clock With Timer
- BUILT-TO-LAST™ FEATURES**

 - DuraClean™ Smooth-Gloss Porcelain Backguard
 - DuraClean™ Top
 - Tri-Modular Construction
 - Quad-Four Hinges
 - Heavy-Duty Oven Racks

XXL Oven Capacity — 5.22 Cu. Ft.
Gives you the cooking space you need for large dinners and special events — and everything browns evenly, no matter where it's placed in the oven.

Precision Cooking™ System With PreciseBake
The most even-baking oven with PreciseBake.* Offers the most consistent temperature throughout the oven for even baking and browning.

Convenient 12"/9" Dual-Choice™ Element
An extra-large and large element in one — lets you match cooking surface to pan size for more even heat distribution and better results. (select models)

Create-A-Space™ Half-Rack (UXA5905ADX)
It's like adding more oven space to make room for a casserole dish or tray of rolls. The optional half-rack provides more usable space for cooking flexibility and convenience. (select models)

* Among leading freestanding range brands; based on two-rack biscuit testing for even baking.



MER5875QA

- Standard Features Plus:**
- 6", 1,200-Watt Radiant Element
 - 9"/6", 2,400-/1,000-Watt Dual-Choice™ Element
 - 6", 1,200-/36-Watt Flex-Choice™ Element
 - 12"/9", 2,700-/1,700-Watt Dual-Choice™ Element
 - 6", 100-Watt Warming Center
 - Smoothtop Glass-Ceramic Cooking Surface
 - Hot-Surface Indicator Light
 - EvenAir™ Convection With Third Element And Convect Bake/Convect Roast Settings
 - Precision Touch 800 Electronic Oven Controls
 - Favorite Setting
 - 3 Oven Racks (2 Standard, 1 Create-A-Space™ Half-Rack)

Colors: Frost White, Natural Bisque, Black, Stainless Steel



MER5775QA

- Standard Features Plus:**
- Two 6", 1,200-Watt Radiant Elements
 - 9"/6", 2,400-/1,000-Watt Dual-Choice™ Element
 - 12"/9", 2,700-/1,700-Watt Dual-Choice™ Element
 - 6", 100-Watt Warming Center
 - Smoothtop Glass-Ceramic Cooking Surface
 - Hot-Surface Indicator Light
 - Precision Touch 700 Electronic Oven Controls
 - Favorite Setting
 - 2 Oven Racks (1 Standard, 1 Create-A-Space™ Half-Rack)
- Colors: White, Frost White, Bisque, Natural Bisque, Black, Stainless Steel



MER5765QA

- Standard Features Plus:**
- 6", 1,200-Watt Radiant Element
 - 6", 1,200-/36-Watt Flex-Choice™ Element
 - Two 9"/6", 2,400-/1,000-Watt Dual-Choice™ Elements
 - Smoothtop Glass-Ceramic Cooking Surface
 - Hot-Surface Indicator Light
 - Precision Touch 500 Electronic Oven Controls
 - 2 Oven Racks
- Colors: White, Frost White, Bisque, Natural Bisque, Black



MER5755QA

- Standard Features Plus:**
- Two 6", 1,200-Watt Radiant Elements
 - 9", 2,500-Watt Radiant Element
 - Exclusive 12", 2,700-Watt Radiant Element
 - Smoothtop Glass-Ceramic Cooking Surface
 - Hot-Surface Indicator Light
 - Precision Touch 500 Electronic Oven Controls
 - 2 Oven Racks
- Colors: White, Bisque, Black, Stainless Steel



MER5555QA

- Standard Features Plus:**
- Two 6", 1,500-Watt Coil Elements
 - Two 8", 2,350-Watt Coil Elements
 - Porcelain-On-Steel Cooking Surface
 - No-Drip™ Smooth-Gloss Drip Bowls
 - Removable Coil Elements
 - Precision Touch 500 Electronic Oven Controls
 - 2 Oven Racks
- Colors: White, Bisque, Black



For additional feature information and burner configurations, see specification charts on page 26. For installation instructions, see page 28. For detailed information on Precision Touch electronic controls, see page 30.

Maytag® 5.22 Cu. Ft.-Capacity Gas Ranges

The Most Even-Baking Ovens* With XXL Capacity.

STANDARD FEATURES YOU DEPEND ON FROM MAYTAG

- Precision Cooking™ System With PreciseBake
 - XXL Capacity (5.22 Cu. Ft.)
 - Precision Touch Electronic Oven Controls
 - Self-Cleaning Oven With Adjustable Levels (Light, Medium, Heavy)
 - Hidden Bake Burner
 - Cook & Hold Setting
 - Keep Warm Setting
 - Delay Setting (Bake And Clean)
 - Auto Shutoff
 - Control Lockout
- Sabbath Mode
 - 8 Rack Positions
 - High/Low Broil (Open Door)
 - Super-Size Oven Window
 - Oven Light
 - Easy-Roll Storage Drawer
 - Upswept Cooktop Design
 - Electronic Clock With Timer
 - DuraClean™ Heavy-Duty Cast-Iron Burner Grates
 - Sealed-Surface Burners With Electronic Ignition
- DuraClean™ Lift-Off Burner Caps
 - Porcelain-Steel Cooking Surface

BUILT-TO-LAST™ FEATURES

- DuraClean™ Smooth-Gloss Porcelain Backguard
- DuraClean™ Top
- Tri-Modular Construction
- Quad-Four Hinges
- Heavy-Duty Oven Racks



XXL Oven Capacity — 5.22 Cu. Ft.
Gives you the cooking space you need for large dinners and special events — and everything browns evenly, no matter where it's placed in the oven.

Precision Cooking™ System With PreciseBake
The most even-baking oven with PreciseBake.* Offers the most consistent temperature throughout the oven for even baking and browning.

* Among leading freestanding range brands; based on two-rack biscuit testing for even baking.

16,000-BTU Power Boost™ Burner
One of the highest-BTU burners among leading brands for rapid boiling, canning, stir-frying and more. (select models)

Create-A-Space™ Half-Rack (UXA5905ADX)
It's like adding more oven space to make room for a casserole dish or tray of rolls. The optional half-rack provides more usable space for cooking flexibility and convenience. (select models)



MGR5875QD

- Standard Features Plus:**
- Exclusive Fifth Burner
 - 5,000-BTU Burner With 600-BTU Simmer Setting
 - Two 9,200-BTU Burners
 - 12,000-BTU Burner
 - 16,000-BTU Power Boost™ Burner
 - Two-Piece Continuous Cast-Iron Burner Grates
 - EvenAir™ Convection With Auto Conversion, Third Element And Convection Bake/Convection Roast Settings
 - Precision Touch 800 Electronic Oven Controls
 - Favorite Setting
 - 3 Oven Racks (2 Standard, 1 Create-A-Space™ Half-Rack)

Colors: White, Bisque, Black, Stainless Steel



MGR5775QD

- Standard Features Plus:**
- Exclusive Fifth Burner
 - 5,000-BTU Burner With 600-BTU Simmer Setting
 - Two 9,200-BTU Burners
 - 12,000-BTU Burner
 - 16,000-BTU Power Boost™ Burner
 - Two-Piece Continuous Cast-Iron Burner Grates
 - Precision Touch 700 Electronic Oven Controls
 - Favorite Setting
 - 2 Oven Racks (1 Standard, 1 Create-A-Space™ Half-Rack)

Colors: White, Bisque, Black, Stainless Steel



MGR5765QD

- Standard Features Plus:**
- 5,000-BTU Burner With 600-BTU Simmer Setting
 - Two 9,200-BTU Burners
 - 16,000-BTU Power Boost™ Burner
 - Two-Piece Continuous Cast-Iron Burner Grates
 - Precision Touch 500 Electronic Oven Controls
 - 2 Oven Racks

Colors: White, Bisque, Black



MGR5755QD

- Standard Features Plus:**
- Two 9,200-BTU Burners
 - Two 12,000-BTU Burners
 - Four-Piece Cast-Iron Burner Grates
 - Precision Touch 500 Electronic Oven Controls
 - 2 Oven Racks

Colors: White, Bisque, Black, Stainless Steel

For additional feature information and burner configurations, see specification charts on page 27. For installation instructions, see page 28. For detailed information on Precision Touch electronic controls, see page 30.

Maytag® 4.0 Cu. Ft.-Capacity Ranges

Performance For Even Cooking Results You Can Depend On.



STANDARD FEATURES YOU DEPEND ON FROM MAYTAG

- XL Capacity (4.0 Cu. Ft.)
- Precision Touch Electronic Oven Controls
- Cook & Hold Setting
- Keep Warm Setting
- Auto Shutoff
- Oven Light
- Porcelain-Enamel Broiler Pan
- Towel-Bar Door Handle

- Control Lockout
- Sabbath Mode
- High/Low Broil Control
- Easy-Roll Storage Drawer (Electric Models Only)
- Upswept Cooktop Design
- Optional Create-A-Space™ Half-Rack

BUILT-TO-LAST™ FEATURES

- DuraClean™ Smooth-Gloss Porcelain Backguard
- DuraClean™ Top
- Tri-Modular Construction
- Quad-Four Hinges
- 2 Heavy-Duty Oven Racks

Precise Preheat

Set the cooking temperature you want — Precise Preheat will alert you based on actual temperature, not a preset time, for accuracy and better results.

Cook & Hold Setting

Automatically reduces the oven temperature to keep cooked dishes warm for up to one hour — so dinner stays ready but won't burn if family members are running late. (select models)

Self-Cleaning Oven With Adjustable Levels

It's flexible enough to allow you to match the cleaning level to the amount of food buildup in the oven — light, medium or heavy. (select models)

Create-A-Space™ Half-Rack (HALFRACK)

It's like adding more oven space to make room for a casserole dish or tray of rolls. The optional half-rack provides more usable space for cooking flexibility and convenience. (optional on all models)



MER5752AA (ELECTRIC)

Standard Features Plus:

- Two 6", 1,200-Watt Radiant Elements
- Two 9", 2,500-Watt Radiant Elements
- Smoothtop Glass-Ceramic Cooking Surface
- Hot-Surface Indicator Light
- Four-Pass Recessed Broil Element
- Self-Cleaning Oven With Adjustable Levels (Light, Medium, Heavy)
- Electronic Clock With Timer
- Floating Glass-Front Oven Door
- Super-Size Oven Window
- Precision Touch 500 Electronic Oven Controls

Colors: White, Bisque, Black, Stainless Steel



MER5552AA (SHOWN)

(Electric Model With Super-Size Oven Window)

MER5551AA (ELECTRIC)

(Electric Model With Standard-Size Oven Window And No-Drip™ Chrome Drip Bowls)

Standard Features Plus:

- Two 6", 1,500-Watt Coil Elements
- Two 8", 2,350-Watt Coil Elements
- Removable Coil Elements
- Porcelain-Enamel Drip Bowls
- Four-Pass Recessed Broil Element
- Self-Cleaning Oven With Adjustable Levels (Light, Medium, Heavy)
- Electronic Clock With Timer
- Floating Glass-Front Oven Door
- Super-Size Oven Window
- Precision Touch 500 Electronic Oven Controls

Colors: White, Bisque, Black, Stainless Steel



MGR5752AD (GAS)

Standard Features Plus:

- 7,200-BTU Burner
- Two 9,200-BTU Burners
- 12,000-BTU Power Boost™ Burner
- Porcelain-Enamel Sealed Gas Burners
- DuraClean™ Heavy-Duty Porcelain-On-Steel Burner Grates
- Monochromatic Grates And Burners
- Self-Cleaning Oven With Adjustable Levels
- Waist-High Broiler
- Floating Glass-Front Oven Door
- Super-Size Oven Window
- Easy-Roll Storage Drawer
- Precision Touch 500 Electronic Oven Controls

Colors: White, Bisque, Black, Stainless Steel



MGR4452AD (GAS)

Standard Features Plus:

- 7,200-BTU Burner
- Two 9,200-BTU Burners
- 12,000-BTU Power Boost™ Burner
- Porcelain-Enamel Sealed Gas Burners
- Lower Pull-Out Broiler
- DuraClean™ Heavy-Duty Porcelain-On-Steel Burner Grates
- Floating Glass-Front Oven Door
- Precision Touch 300 Electronic Oven Controls

Colors: White, Bisque, Black, Stainless Steel



MER5751AA (ELECTRIC)

Standard Features Plus:

- Two 6", 1,200-Watt Radiant Elements
- Two 9", 2,500-Watt Radiant Elements
- Smoothtop Glass-Ceramic Cooking Surface
- Hot-Surface Indicator Light
- Four-Pass Recessed Broil Element
- Self-Cleaning Oven With Adjustable Levels (Light, Medium, Heavy)
- Electronic Clock With Timer
- Floating Glass-Front Oven Door
- Precision Touch 500 Electronic Oven Controls

Colors: White, Bisque, Black, Stainless Steel



MER4351AA (ELECTRIC)

Standard Features Plus:

- Two 6", 1,500-Watt Coil Elements
- Two 8", 2,350-Watt Coil Elements
- Removable Coil Elements
- No-Drip™ Chrome Drip Bowls
- Four-Pass Recessed Broil Element
- Electronic Clock With Timer
- Enamel-Front Oven Door
- Precision Touch 300 Electronic Oven Controls

Colors: White, Bisque



MGR5751AD (GAS)

Standard Features Plus:

- 7,200-BTU Burner
- Two 9,200-BTU Burners
- 12,000-BTU Power Boost™ Burner
- Porcelain-Enamel Sealed Gas Burners
- DuraClean™ Heavy-Duty Porcelain-On-Steel Burner Grates
- Self-Cleaning Oven With Adjustable Levels (Light, Medium, Heavy)
- Waist-High Broiler
- Floating Glass-Front Oven Door
- Easy-Roll Storage Drawer
- Precision Touch 500 Electronic Oven Controls

Colors: White, Bisque, Black, Stainless Steel



MGR4451AD (GAS)

Standard Features Plus:

- 7,200-BTU Burner
- Two 9,200-BTU Burners
- 12,000-BTU Power Boost™ Burner
- Porcelain-Enamel Sealed Gas Burners
- Lower Pull-Out Broiler
- DuraClean™ Heavy-Duty Porcelain-On-Steel Burner Grates
- Floating Glass-Front Oven Door
- Precision Touch 300 Electronic Oven Controls

Colors: White, Bisque, Black, Stainless Steel

Maytag® Slide-In/Drop-In Ranges

Outstanding Performance Plus A Built-In Look.

STANDARD FEATURES YOU DEPEND ON FROM MAYTAG

- XL Capacity (4.0 Cu. Ft.)
 - Precision Touch Electronic Oven Controls
 - Self-Cleaning Oven With Adjustable Levels And Auto Lock
 - DuraClean™ Control Panel
- Electronic Clock With Timer
 - Delay-Start Oven Control (Bake And Clean)
 - Control Lockout
 - Sabbath Mode
 - Heavy-Duty Oven Racks With 5 Positions
- Monochromatic Glass-Front Oven Door
 - Super-Size Oven Window*
 - Automatic Oven Light
 - Porcelain-Enamel Broiler Pan

* Brushed Chrome models feature standard-size oven window.



Clean, Sleek Styling

Maytag® slide-in and drop-in ranges have no backsplash for a smooth, built-in look that won't cover up your decorative kitchen walls. The control panel is up front for easy access.



Convection Cooking

Save time by roasting meats up to 30% faster than a conventional oven — with superb results. Simply reduce baking temperature by 25 degrees, and the oven delivers uniform browning and outstanding baking. (select models)



Create-A-Space™ Half-Rack (HALFRACK)

It's like adding more oven space to make room for a casserole dish or tray of rolls. The optional half-rack provides more usable space for cooking flexibility and convenience. (select models)

MAYTAG® SLIDE-IN RANGES



MGS5870AD (Gas Convection Model)
MGS5770AD (Gas Nonconvection Model)
With Two Oven Racks And One Create-A-Space™ Half-Rack

Standard Features Plus:

- Two 9,200-BTU One-Piece Sealed-Surface Burners
- 12,000-BTU High-Output Power Boost™ Burner
- 7,200-BTU Burner With 650-BTU Simmer Setting
- DuraClean™ Heavy-Duty Cast-Iron Burner Grates
- DuraClean™ Lift-Off Burner Caps
- Porcelain-Enamel Drip Pans
- Waist-High Broiler
- 3 Heavy-Duty Oven Racks
- Easy-Roll Storage Drawer

Colors: White, Bisque, Black, Brushed Chrome



MES5870AA (Electric Convection Model)
MES5770AA (Electric Nonconvection Model)
Model With Two Oven Racks And One Create-A-Space™ Half-Rack

Standard Features Plus:

- Two 6", 1,200-Watt Radiant Elements
- 9", 2,200-Watt Radiant Element
- 9"/6", 2,200-/750-Watt Dual-Choice™ Element
- Glass-Ceramic Cooking Surface
- Hot-Surface Indicator Light
- Easy-Tilt Bake Element
- 3 Heavy-Duty Oven Racks
- Six-Pass™ Recessed Broil Element
- Easy-Roll Storage Drawer

Colors: White, Bisque, Black, Brushed Chrome



MES5570AA (ELECTRIC)

Standard Features Plus:

- Two 6", 1,500-Watt Coil Elements
- Two 8", 2,350-Watt Coil Elements
- Porcelain-On-Steel Cooking Surface
- No-Drip™ Smooth-Gloss Drip Bowls
- Removable Coil Elements
- Easy-Tilt Bake Element
- 3 Heavy-Duty Oven Racks (2 Standard, 1 Create-A-Space™ Half-Rack)
- Six-Pass™ Recessed Broil Element
- Easy-Roll Storage Drawer

Colors: White, Black

MAYTAG® DROP-IN RANGE



MEP5770AA (ELECTRIC)

Standard Features Plus:

- Two 6", 1,200-Watt Radiant Elements
- 9", 2,200-Watt Radiant Element
- 9"/6", 2,200-/750-Watt Dual-Choice™ Element
- Glass-Ceramic Cooking Surface
- Hot-Surface Indicator Light
- Easy-Tilt Bake Element
- 3 Heavy-Duty Oven Racks (2 Standard, 1 Create-A-Space™ Half-Rack)
- Six-Pass™ Recessed Broil Element

Colors: White, Black

For additional feature information, burner configurations and installation instructions, see page 29.

Maytag® 30" And 27" Electric Wall Ovens

Performance In Step With The Way You Want To Cook.



STANDARD FEATURES YOU DEPEND ON FROM MAYTAG

- | | | |
|---|--|--|
| <ul style="list-style-type: none">• Precision Cooking™ System• Dual-Control Bake-And-Broil Elements• Precision Touch Electronic Controls• Favorite Setting• Cook & Hold Setting | <ul style="list-style-type: none">• Adjustable Keep Warm Setting• Electronic Clock With Timer• Automatic Oven Light• Control Lockout• Sabbath Mode | <ul style="list-style-type: none">• Self-Cleaning Oven With Auto Lock And Adjustable Cleaning Levels• Six-Pass™ Broil Element• Porcelain-Enamel Broiler Pan• Super-Size Oven Window |
|---|--|--|

Precision Cooking™ System

Precise preheat and consistent temperatures create even baking and browning, even when cooking on multiple racks.

Temperature-Controlled Preheat

A more precise preheat is established by actual temperature — not by time like other brands — for accuracy and better cooking results.

EvenAir™ Convection With Auto Conversion

Uses a third element and fan to keep oven temperature consistent. Convection Bake delivers uniform browning and even baking. Convection Roast cooks meats up to 25% faster. Time or temperature is automatically converted to eliminate guesswork. (select models)



MEW6630DD 30" (SHOWN)

MEW6627DD 27"

Standard Features Plus:

- 2 Self-Cleaning Ovens
- EvenAir™ Convection With Auto Conversion (Upper)
- 3 Oven Racks (Upper; 2 Standard, 1 Create-A-Space™ Half-Rack)
- 2 Oven Racks (Lower)

Colors: White, Bisque, Black, Stainless Steel



MEW5630DD 30" (SHOWN)

MEW5627DD 27"

Standard Features Plus:

- 2 Self-Cleaning Ovens
- 2 Oven Racks (Upper/Lower)

Colors: White, Black



MEW6530DD 30" (SHOWN)

MEW6527DD 27"

Standard Features Plus:

- EvenAir™ Convection With Auto Conversion
- 3 Oven Racks (2 Standard, 1 Create-A-Space™ Half-Rack)

Colors: White, Bisque, Black, Stainless Steel



MEW5530DD 30" (SHOWN)

MEW5527DD 27"

Standard Features Plus:

- 2 Oven Racks

Colors: White, Black



MMW5530DA 30" COMBO

Standard Features Plus:

Lower-Oven Features:

- Self-Cleaning Oven
- 2 Oven Racks

Upper Microwave Oven* Features:

- 1,100 Watts
- 2.1 Cu. Ft. Capacity
- Custom Program
- Add 30 Seconds
- Kitchen Timer
- Optional In-Wall Installation
- Sensor-Controlled Cooking

Colors: White, Black

*The built-in microwave shown is available separately (Model UMC5200); see page 24.

For additional feature information, see specification charts on page 31.
For installation instructions, see page 32.

Maytag® 24" Wall Ovens

Performance In Step With The Way You Want To Cook.

STANDARD FEATURES YOU DEPEND ON FROM MAYTAG

- Electronic Controls With Clock And Timer
- Oven Light And Window
- Delay-Start Oven Control
- Porcelain-Enamel Broiler Pan
- Towel-Bar Door Handle



Precision Touch Electronic Controls

User-friendly electronic controls and presets are easy to read and operate, with simple icons, large-view graphics and convenient touch-pad selections.

Delay-Start Oven Control

Set it and forget it. Delay-Start oven control gives you the flexibility to start baking while you're at work or running errands so you can come home to a hot meal.



CWE5800A (ELECTRIC)

Standard Features Plus:

- Self-Cleaning Upper Oven
- 2 Oven Lights
- 3 Heavy-Duty Oven Racks

Colors: White, Black, Stainless Steel



CWE4800A (ELECTRIC)

Standard Features Plus:

- Self-Cleaning Oven
- 2 Heavy-Duty Oven Racks

Colors: White, Black, Stainless Steel



CWG3600A (GAS)

Standard Features Plus:

- 3 Heavy-Duty Oven Racks
- Extra-Large Broiler Below Oven With Large Glass Door And Window
- Broiler Has Interior Light And 1 Rack

Colors: Black, Stainless Steel



CWG3100A (GAS)

Standard Features Plus:

- 2 Heavy-Duty Oven Racks
- Standard Broiler Below Oven
- 1 Broiler Rack

Colors: White, Black, Stainless Steel

The Right Size For Your Kitchen

To ensure a perfect fit for your remodeling or replacement needs, you'll find a full line of 24" ovens from Maytag.

For additional feature information and installation instructions, see page 33.

Maytag® Electric And Gas Cooktops

Power, Precision And Easy Cleanup.



MEC5536 36" (ELECTRIC) (White Shown)

- Features:**
- 5 Insta-Heat™ High-Wattage Radiant Elements
 - 9" / 6" Dual Element
 - Frameless Design
 - Glass-Ceramic Surface
 - Element-In-Use And Hot-Surface Indicator Lights
 - Easy-Clean Design
 - Easy-Grasp Pull-Off Control Knobs

Knob Colors: White, Black, Black With Stainless Steel Accents



MEC5430 30" (Black With Stainless Steel Accents Shown) (ELECTRIC)

- Features:**
- 4 Insta-Heat™ High-Wattage Radiant Elements
 - 9" / 6" Dual Element
 - Frameless Design
 - Glass-Ceramic Surface
 - Element-In-Use And Hot-Surface Indicator Lights
 - Easy-Clean Design
 - Easy-Grasp Pull-Off Control Knobs


Knob Colors: White, Black, Black With Stainless Steel Accents



MGC6536 36" (GAS)

- Features:**
- 5 Sealed-Surface Burners
 - Pilotless Electronic Ignition
 - Continuous One-Piece Grates
 - Precision-Set Burner Controls
 - DuraClean™ Cast-Iron Burner Grates
 - DuraClean™ Lift-Off Burner Caps
 - 12,500-BTU Power Boost™ Burner
 - 650-BTU Simmer Setting
 - Easy-Grasp Pull-Off Control Knobs
 - Extra-Large Tempered-Glass Surface

Colors: White, Black



MGC6430 30" (GAS)

- Features:**
- 4 Sealed-Surface Burners
 - Pilotless Electronic Ignition
 - Continuous One-Piece Grates
 - Precision-Set Burner Controls
 - DuraClean™ Cast-Iron Burner Grates
 - DuraClean™ Lift-Off Burner Caps
 - 12,500-BTU Power Boost™ Burner
 - 650-BTU Simmer Setting
 - Easy-Grasp Pull-Off Control Knobs
 - Tempered-Glass Surface

Colors: White, Black




MEC4430A 30" (ELECTRIC)

- Features:**
- 4 Removable High-Wattage Coil Elements
 - Porcelain-Enamel Top
 - No-Drip™ Chrome Drip Bowls
 - Optional Big-Pot Element Available
 - Easy-Clean Design
 - Easy-Grasp Pull-Off Control Knobs

Colors: White, Bisque, Black

For additional feature information and installation instructions, see page 34.



MGC5536 36" (GAS)

- Features:**
- 5 Sealed-Surface Burners
 - Pilotless Electronic Ignition
 - Continuous One-Piece Grates
 - Precision-Set Burner Controls
 - DuraClean™ Cast-Iron Burner Grates
 - DuraClean™ Lift-Off Burner Caps
 - 12,500-BTU Power Boost™ Burner
 - 650-BTU Simmer Setting
 - Easy-Grasp Pull-Off Control Knobs
 - Porcelain-Enamel Top

Colors: White, Bisque, Black, Stainless Steel



MGC5430 30" (GAS)

- Features:**
- 4 Sealed-Surface Burners
 - Pilotless Electronic Ignition
 - Continuous One-Piece Grates
 - Precision-Set Burner Controls
 - DuraClean™ Cast-Iron Burner Grates
 - DuraClean™ Lift-Off Burner Caps
 - 12,500-BTU Power Boost™ Burner
 - 650-BTU Simmer Setting
 - Easy-Grasp Pull-Off Control Knobs
 - Porcelain-Enamel Top

Colors: White, Bisque, Black, Stainless Steel

Maytag® Over-The-Range Microwave Ovens

Exceptional Cooking Performance With Maytag Dependability.

STANDARD FEATURES YOU DEPEND ON FROM MAYTAG

- | | | |
|---|--|---|
| <ul style="list-style-type: none">• Electronic Touch-Pad Controls• Display With Digital Clock• 10 Power Levels• One-Touch Cook Pads• Custom Program | <ul style="list-style-type: none">• Control Lockout• Outside Or Ductless Venting• Auto Defrost• Reheat Option | <ul style="list-style-type: none">• Interior/Exterior Lighting• Cooking Complete Reminder• Kitchen Timer• Deluxe Charcoal Filter |
|---|--|---|



Four-In-One Cooking System
It's like having four ovens in one! Choose Combination Speed Cook; Convection Bake or Roast; Grill; or Microwave — and enjoy oven-quality meals up to three times faster. (select models)



Combination Speed Cook
Uses halogen light and microwave energy to cook up to three times faster than a conventional oven. Roasts a whole chicken in approximately 35 minutes. (select models)



WideGlide™ Tray
Extra-wide tray moves back and forth for even cooking results — even when cooking food in a large 10" x 15" pan! (select models)



MMV6178 FOUR-IN-ONE COOKING SYSTEM

- Standard Features Plus:**
- 950 Watts (Microwave Mode)
 - 1.7 Cu. Ft. Capacity
 - Dual-Entry Microwave System
 - Four-In-One Cooking System: Combination Speed Cook, Convection Bake/Roast, Grill, Microwave
 - 1,000-Watt Halogen Cooktop And Interior Lights
 - 1,500-Watt Convection Cook Mode
 - Soften And Melt Options
 - Full Stainless Steel Interior
 - Auto-Stop Door
 - More/Less Time Adjust
 - Easy-View Cool-Touch Window
 - Extra-Large Turntable
 - 300-cfm Ventilation
 - Speed/Convection Cookbook Included

Colors: White, Bisque, Black, Stainless Steel



MMV5207

- Standard Features Plus:**
- 1,100 Watts
 - 2.0 Cu. Ft. Capacity
 - WideGlide™ Tray
 - Sensor Cook Options
 - Halogen Cooktop Light
 - Delay-Stop Fan Settings
 - 300-cfm Ventilation

Colors: White, Bisque, Black, Stainless Steel



MMV5207 (Stainless Steel Shown)



MMV5165

- Standard Features Plus:**
- 1,000 Watts
 - 1.6 Cu. Ft. Capacity
 - WideGlide™ Tray
 - Sensor Cook Options
 - Delay-Stop Fan Settings
 - 220-cfm Ventilation

Colors: White, Bisque, Black, Stainless Steel



MMV5165 (Stainless Steel Shown)



MMV4205

- Standard Features Plus:**
- 1,150 Watts
 - 2.0 Cu. Ft. Capacity
 - Auto Cook Options
 - Multifunction Display
 - 220-cfm Ventilation

Colors: White, Bisque, Black, Stainless Steel



MMV4205 (Stainless Steel Shown)



MMV1153

- Standard Features Plus:**
- 950 Watts
 - 1.5 Cu. Ft. Capacity
 - Auto Cook Options
 - 220-cfm Ventilation

Colors: White, Black

Maytag® Countertop Microwave Ovens

Exceptional Cooking Performance With Maytag Dependability.

STANDARD FEATURES YOU DEPEND ON FROM MAYTAG

- | | | |
|---------------------------------|--------------------------|-----------------------------|
| • Electronic Touch-Pad Controls | • One-Touch Cook Pads | • Turntable |
| • Display With Digital Clock | • More/Less Time Adjust | • Interior Light |
| • 10 Power Levels | • Auto And Timed Defrost | • Cooking Complete Reminder |



UMC5200AA

Standard Features Plus:

- 1,100 Watts
- 2.1 Cu. Ft. Capacity
- Custom Program
- Add 30 Seconds
- Kitchen Timer
- Optional In-Wall Installation*
- Sensor-Controlled Cooking
- Control Lockout
- Rapid Defrost
- Lbs./Kg Option

Colors: White, Bisque, Black, Stainless Steel
*Not for use above a gas wall oven.



MMC5193AA

Standard Features Plus:

- 1,100 Watts
- 1.9 Cu. Ft. Capacity
- Holds A 9" x 13" Pan
- Kitchen Timer
- Sensor Cook Pads
- Control Lockout
- Help Pad
- 12-/24-Hour Option
- Lbs./Kg Option

Colors: White, Bisque, Black, Stainless Steel
Non-stainless steel models feature push-button door release.



MMC5080AA

Standard Features Plus:

- 800 Watts
- 0.8 Cu. Ft. Capacity
- Under-Cabinet Installation Kit Included
- Kitchen Timer
- Sound On/Off
- Sensor Cook Pads
- Control Lockout

Colors: White, Black, Stainless Steel



MMV5080AA
(Stainless Steel Shown)

UMC1071AA

Standard Features Plus:

- 700 Watts
- 0.7 Cu. Ft. Capacity
- Add 1 Minute
- One-Touch Start

Colors: White, Black

For additional feature information, see specification charts on page 36.

Maytag™ Kitchen Hoods

The Perfect Complement.



UXT5430AD 30" (SHOWN)
UXT5436AD 36"

Features:

- 400-cfm Centrifugal Blower
- 3 Speed Settings
- Electronic Touch Controls
- Dual Halogen Lighting With Night Light
- Filterless Self-Cleaning
- Quiet Operation
- Delayed Shutoff
- Optional Recirculating Ventilation

Colors: White, Bisque, Black, Stainless Steel



UXT5230AD 30" (SHOWN)
UXT5236AD 36"

Features:

- 250-cfm Centrifugal Blower
- 3 Speed Settings
- Slide Controls
- Dual Incandescent Lighting
- Filterless Self-Cleaning
- Quiet Operation
- Optional Recirculating Ventilation

Colors: White, Bisque, Black, Stainless Steel



UXT4030AD 30" (SHOWN)
UXT4036AD 36"

Features:

- Recirculating Ventilation With Charcoal Filter
- 2 Speed Settings
- Light

ADDITIONAL MODELS:

- UXT2030A 30"—
With 7" Round Vertical Ventilation
- UXT3030A 30"—
With 3 1/4" x 10" Vertical Or Horizontal Ventilation
- UXT2036A 36" —
With 7" Round Vertical Ventilation
- UXT3036A 36" —
With 3 1/4" x 10" Vertical Or Horizontal Ventilation

Colors: White, Bisque, Black, Stainless Steel



HV303 30" (SHOWN)
HV363 36"

Features:

- Telescoping Downdraft Hood
- 500-cfm Centrifugal Blower
- Electronic Touch Controls
- Two Washable Grease Filters
- Vertical Or Horizontal Exterior Ventilation

Color: Black
(Optional White Cap Available)

For additional feature information and installation instructions, see page 37.

	Double-Oven Electric					5.22 Cu. Ft. Electric				
Models	MER6555AA	MER6751AA	MER6755AA	MER6775AA	MER6875AA	MER5555QA	MER5755QA	MER5765QA	MER5775QA	MER5875QA
OVEN FEATURES										
Capacity — cu. ft.	5.22	5.22	5.22	5.22	5.22	5.22	5.22	5.22	5.22	5.22
Convection Oven					Lower					■
Self-Cleaning Oven With Adjustable Cleaning Levels	Lt./Med./Hvy.	Lt./Med./Hvy.	Lt./Med./Hvy.	Lt./Med./Hvy.	Lt./Med./Hvy.	Lt./Med./Hvy.	Lt./Med./Hvy.	Lt./Med./Hvy.	Lt./Med./Hvy.	Lt./Med./Hvy.
Auto-Lock Self-Cleaning	■	■	■	■	■	■	■	■	■	■
Precision Cooking™ System With PreciseBake	■	■	■	■	■	■	■	■	■	■
Dual-Control Bake/Broil Elements	■	■	■	■	■	■	■	■	■	■
Broil Element — Lower Oven	Four-Pass	Four-Pass	Four-Pass	Four-Pass	Four-Pass	Six-Pass™	Six-Pass™	Six-Pass™	Six-Pass™	Six-Pass™
Broil Element — Upper Oven	Four-Pass	Four-Pass	Four-Pass	Four-Pass	Four-Pass					
Open-Door Broiling	■	■	■	■	■	■	■	■	■	■
Easy-Tilt Bake Element	■	■	■	■	■					
Hidden Bake Element						■	■	■	■	■
Control Lockout And Sabbath Mode Options	■	■	■		■	■	■	■	■	■
Toasting Feature	■	■	■	■	■					
Keep Warm Feature	■	■	■	■	■	■	■	■	■	■
Rapid Preheat	■	■	■		■					
Oven Light	■	■	■	■	Automatic	■	■	■	■	■
Super-Size Oven Window	■		■			■	■	■	■	■
RollerGlide™ Oven Rack				1	1					
Oven Rack Positions — Upper/Lower	1/5	1/5	1/5	1/5	1/5	8	8	8	8	8
Standard Oven Racks	3	3	3	2	3	2	2	2	1	2
Create-A-Space™ Half-Rack (UXA5905ADX)							Optional	Optional	1	1
Create-A-Space™ Half-Rack (UXA4905ADX)	Optional	Optional	Optional	Optional	Optional					
Porcelain-Enamel Broiler Pan	■	■	■	■	■	■	■	■	■	■
COOKTOP FEATURES										
Radiant Elements										
6", 1,200-Watt Radiant Elements		LF, RR	LR, RR	LR, RR	LR		LF, RR	LR	LR, RR	LR
6", 1,200-Watt Flex-Choice™ Element					RR			RR		RR
9", 2,500-Watt Radiant Elements		LR, RF	LF				LR			
12", 2,700-Watt Radiant Element			RF				RF			
9" / 6" Dual-Choice™ Radiant Elements					LF			LF, RF	LF	LF
12" / 9" Dual-Choice™ Radiant Element					RF				RF	RF
6", 100-Watt Warming Center					Center Rear	Center Rear			Center Rear	Center Rear
Removable High-Wattage Coil Elements										
6", 1,500-Watt Coil Elements	LF, RR					LF, RR				
8", 2,350-Watt Coil Elements	LR, RF					LR, RF				
Hot-Surface Indicator Light		■	■	■	■		■	■	■	■
Drip-Retainer Top	■	■	■	■	■	■	■	■	■	■
No-Drip™ Porcelain-Enamel Drip Bowls	■					■				
Lift-Up Top With Auto-Prop Rods	■									
CONTROL FEATURES										
Precision Touch Electronic Oven Controls	750	750	750	750	850	500	500	500	700	800
Variable Broil	High/Low	High/Low	High/Low	High/Low	High/Low	High/Low	High/Low	High/Low	High/Low	High/Low
Delay Setting (Bake And Clean)	■	■	■	■	■	■	■	■	■	■
Electronic Clock With Timer	■	■	■	■	■	■	■	■	■	■
DuraClean™ Smooth-Gloss Backguard	■	■	■	■	■	■	■	■	■	■
Separate Upper And Lower Oven Controls	■	■	■	■	■				■	■
Cook & Hold Setting	■	■	■	■	■	■	■	■	■	■
Favorite Setting					■				■	■
Pull-Off Control Knobs	■	■	■	■	■	■	■	■	■	■
EXTERIOR FEATURES AND COLORS										
Monochromatic Glass-Front Oven Door	■	■	■	■	■	■	■	■	■	■
Quiet Door Hinges	■	■	■	■	■	■	■	■	■	■
Easy-Roll Storage Drawer						■	■	■	■	■
Towel-Bar Door Handle	■	■	■	■	■	■	■	■	■	■
Available In White	■	■	■	■	■	■	■	■	■	■
Available In Frost White					■	■	■	■	■	■
Available In Bisque	■	■	■	■	■	■	■	■	■	■
Available In Natural Bisque					■				■	■
Available In Black	■	■	■	■	■	■	■	■	■	■
Available In Stainless Steel With Stainless Steel Handle		■	■	■	■		■		■	■
SPECIFICATIONS										
Height — in. (cm)	46 3⁄4 (118.7)	46 3⁄4 (118.7)	46 3⁄4 (118.7)	46 3⁄4 (118.7)	46 3⁄4 (118.7)	47 3⁄8 (120.3)	47 3⁄8 (120.3)	47 3⁄8 (120.3)	47 3⁄8 (120.3)	47 3⁄8 (120.3)
Width — in. (cm)	29 7⁄8 (76)	29 7⁄8 (76)	29 7⁄8 (76)	29 7⁄8 (76)	29 7⁄8 (76)	29 7⁄8 (76)	29 7⁄8 (76)	29 7⁄8 (76)	29 7⁄8 (76)	29 7⁄8 (76)
Depth Excluding Handle — in. (cm)	26 1⁄8 (66.3)	26 1⁄8 (66.3)	26 1⁄8 (66.3)	26 1⁄8 (66.3)	26 1⁄8 (66.3)	26 5⁄8 (67.6)	26 5⁄8 (67.6)	26 5⁄8 (67.6)	26 5⁄8 (67.6)	26 5⁄8 (67.6)
Height To Cooktop — in. (cm)	36 (91.4)	36 (91.4)	36 (91.4)	36 (91.4)	36 (91.4)	36 (91.4)	36 (91.4)	36 (91.4)	36 (91.4)	36 (91.4)
Approximate Shipping Weight — lbs. (kg)	225 (102.1)	225 (102.1)	225 (102.1)	225 (102.1)	225 (102.1)	215 (97.5)	225 (102.1)	225 (102.1)	230 (104.3)	230 (104.3)
Total Connected Load — kw @ 240V/208V	10.4/7.8	10.4/7.8	10.4/7.8	10.4/7.8	10.4/7.8	11/8.3	11/8.3	11/8.3	11/8.3	11/8.3

Smoothtop Range Color Options

Top color is cooktop color, bottom color is exterior color.



White



Frost White



Bisque



Natural Bisque



Black



Stainless Steel

	Double-Oven Gas		5.22 Cu. Ft. Gas			
Models	MGR6775AD	MGR6875AD	MGR5755QD	MGR5765QD	MGR5775QD	MGR5875QD
OVEN FEATURES						
Capacity — cu. ft.	5.22	5.22	5.22	5.22	5.22	5.22
Convection Oven		Lower				■
Self-Cleaning Oven With Adjustable Cleaning Levels	Lt./Med./Hvy.	Lt./Med./Hvy.	Lt./Med./Hvy.	Lt./Med./Hvy.	Lt./Med./Hvy.	Lt./Med./Hvy.
Auto-Lock Self-Cleaning	■	■	■	■	■	■
Precision Cooking™ System With PreciseBake	■	■	■	■	■	■
Waist-High Broiler	■	■	■	■	■	■
Open-Door Broiling	■	■	■	■	■	■
Hidden Bake Burner	■	■	■	■	■	■
Control Lockout And Sabbath Mode Options	■	■	■	■	■	■
Keep Warm Feature	■	■	■	■	■	■
Oven Light	■	Automatic	■	■	■	Automatic
Super-Size Oven Window	■	■	■	■	■	■
Oven Rack Positions (Upper/Lower)	1/6	1/6	8	8	8	8
Standard Oven Racks	2	3	2	2	1	2
RollerGlide™ Oven Rack	1	1				
Create-A-Space™ Half-Rack (UXA5905ADX)			Optional	Optional	1	1
Create-A-Space™ Half-Rack (UXA4905ADX)	Optional	Optional				
Porcelain-Enamel Broiler Pan	■	■	■	■	■	■
COOKTOP FEATURES						
9,200-/9,100*-BTU One-Piece Sealed-Surface Burners	RF, LR	LR, RR	LR, RR	LF, RR	LR, RR	LR, RR
12,000-/11,000*-BTU One-Piece Sealed-Surface Burners		RF	LF, RF		LF	LF
16,000-/14,000*-BTU Power Boost™ Burner	LF	LF		RF	RF	RF
5,000-/4,000*-BTU Simmer Burner	RR	Center		LR	Center	Center
DuraClean™ Cast-Iron Burner Grates	2-Piece	2-Piece	4-Piece	2-Piece	2-Piece	2-Piece
Upswept Cooktop	■	■	■	■	■	■
DuraClean™ Lift-Off Burner Caps	■	■	■	■	■	■
CONTROL FEATURES						
Precision Touch Electronic Oven Controls	750	850	500	500	700	800
Variable Broil	High/Low	High/Low	High/Low	High/Low	High/Low	High/Low
Delay Setting (Bake And Clean)	■	■	■	■	■	■
Electronic Clock With Timer	■	■	■	■	■	■
DuraClean™ Smooth-Gloss Backguard	■	■	■	■	■	■
Cook & Hold Setting	■	■	■	■	■	■
Favorite Setting		■			■	■
Pull-Off Control Knobs	■	■	■	■	■	■
Electronic Ignition	■	■	■	■	■	■
EXTERIOR FEATURES AND COLORS						
Monochromatic Glass-Front Oven Door	■	■	■	■	■	■
Quiet Door Hinges	■	■	■	■	■	■
Easy-Roll Storage Drawer			■	■	■	■
Towel-Bar Door Handle	■	■	■	■	■	■
LP Convertible/Kit Included	■	■	74009269	74009070	74009070	74009070
Available In White	■	■			■	■
Available In Bisque	■	■	■	■	■	■
Available In Black	■	■	■	■	■	■
Available In Stainless Steel With Stainless Steel Handle	■	■	■		■	■
SPECIFICATIONS						
Height — in. (cm)	46 3⁄4 (118.7)	46 3⁄4 (118.7)	47 3⁄8 (120.3)	47 3⁄8 (120.3)	47 3⁄8 (120.3)	47 3⁄8 (120.3)
Width — in. (cm)	29 7⁄8 (76)	29 7⁄8 (76)	29 7⁄8 (76)	29 7⁄8 (76)	29 7⁄8 (76)	29 7⁄8 (76)
Depth Without Handle — in. (cm)	26 1⁄8 (66.3)	26 1⁄8 (66.3)	26 5⁄8 (67.6)	26 5⁄8 (67.6)	26 5⁄8 (67.6)	26 5⁄8 (67.6)
Height To Cooktop — in. (cm)	36 (91.4)	36 (91.4)	36 (91.4)	36 (91.4)	36 (91.4)	36 (91.4)
Approximate Shipping Weight — lbs. (kg)	225 (102.1)	225 (102.1)	230 (104.3)	235 (106.6)	235 (106.6)	235 (106.6)
Total Connected Load — A @ 120V	15	15	< 10	< 10	< 10	< 10

*Numbers note natural gas/LP.

All models listed may not be available from every Maytag dealer. Because of continuing product improvement, Maytag reserves the right to change specifications without notice.

Double-Oven Range Cutout Dimensions

Models	MER6875AA	MER6775AA	MER6755AA	MER6751AA	MER6555AA	MGR6875AD
Height — in. (cm)	36 (91.4)	36 (91.4)	36 (91.4)	36 (91.4)	36 (91.4)	36 (91.4)
Width — in. (cm)	30 (76.2)	30 (76.2)	30 (76.2)	30 (76.2)	30 (76.2)	30 (76.2)
Depth Excluding Handle — in. (cm)	26 5⁄8 (66.3)	26 5⁄8 (66.3)	26 5⁄8 (66.3)	26 5⁄8 (66.3)	26 5⁄8 (66.3)	26 5⁄8 (66.3)

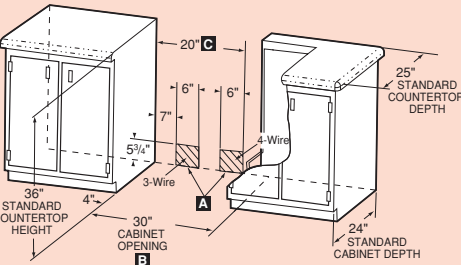
5.22 Cu. Ft. Range Cutout Dimensions**

Models	MER5555QA	MER5755QA	MER5765QA	MER5775QA	MER5875QA
Height — in. (cm)	36 (91.4)	36 (91.4)	36 (91.4)	36 (91.4)	36 (91.4)
Width — in. (cm)	30 (76.2)	30 (76.2)	30 (76.2)	30 (76.2)	30 (76.2)
Depth Excluding Handle — in. (cm)	26 5⁄8 (67.6)	26 5⁄8 (67.6)	26 5⁄8 (67.6)	26 5⁄8 (67.6)	26 5⁄8 (67.6)

**For installation information, see page 28.

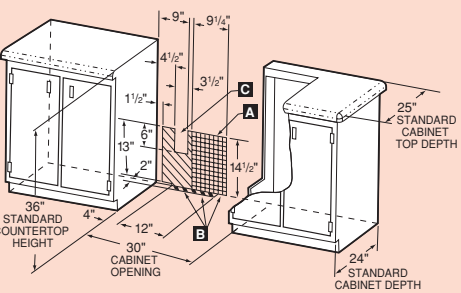
Maytag® Double-Oven Range Installation

Double-Oven Electric Range Installation



- A** Provide for either a 3-wire or 4-wire 120/208-, 120/240-volt outlet per applicable cord in shaded area shown. Refer to installation instructions for proper positioning of outlet. A recessed outlet receptacle is needed for flush mount.
- B** For Canadian models, cutout width is 31" (78.7 cm) and dimension **C** is 20 1⁄2" (52.1 cm).

Double-Oven Gas Range Installation



- A** Provide for a 120-volt grounded electrical outlet in this area.
- B** Recommended gas line location.
- C** Clearance for pressure regulator.

Upper Oven Interior Dimensions:
5 1⁄2" H x 20 1⁄2" W x 18 1⁄2" D
(14 cm H x 52 cm W x 47 cm D)

Lower Oven Interior Dimensions:
16 1⁄2" H x 23" W x 18 1⁄8" D
(42 cm H x 58 cm W x 46 cm D)

5.22 Cu. Ft. Oven Interior Dimensions:
19 3⁄4" H x 24 1⁄4" W x 19 3⁄4" D
(42 cm H x 58 cm W x 46 cm D)

	4.0 Cu. Ft. Electric					4.0 Cu. Ft. Gas			
Models	MER4351AA	MER5551AA	MER5552AA	MER5751AA	MER5752AA	MGR4451AD	MGR4452AD	MGR5751AD	MGR5752AD
OVEN FEATURES									
Capacity — cu. ft.	4.0	4.0	4.0	4.0	4.0	4.0	4.0	4.0	4.0
Self-Cleaning Oven With Adjustable Levels		Lt./Med./Hvy.	Lt./Med./Hvy.	Lt./Med./Hvy.	Lt./Med./Hvy.			Lt./Med./Hvy.	Lt./Med./Hvy.
Standard-Cleaning Oven	■					■	■		
Dual-Control Bake-And-Broil Elements	■	■	■	■	■				
Four-Pass Recessed Broil Element	■	■	■	■	■				
Control Lockout And Sabbath Mode Options	■	■	■	■	■	■	■	■	■
Waist-High Broiler	■	■	■	■	■			■	■
Lower Pull-Out Broiler						■	■		
Oven Light	■	■	■	■	■	■	■	■	■
Oven Window	■	■	Super-Size	■	Super-Size	■	Super-Size	■	Super-Size
Standard Oven Racks	2	2	2	2	2	2	2	2	2
Oven Rack Positions	5	5	5	5	5	6	6	6	6
Create-A-Space™ Half-Rack (HALFRACK)	Optional	Optional	Optional	Optional	Optional	Optional	Optional	Optional	Optional
Porcelain-Enamel Broiler Pan	■	■	■	■	■	■	■	■	■
COOKTOP FEATURES									
Radiant Elements:									
6", 1,200-Watt Radiant Elements				LF, RR	LF, RR				
9", 2,500-Watt Radiant Elements				LR, RF	LR, RF				
Removable High-Wattage Coil Elements:									
6", 1,500-Watt Coil Elements	LF, RR	LF, RR	LF, RR						
8", 2,350-Watt Coil Elements	LR, RF	LR, RF	LR, RF						
7,200-/6,500*-BTU Sealed Gas Burner						LR	LR	LR	LR
9,200-/8,000*-BTU Sealed Gas Burners						LF, RR	LF, RR	LF, RR	LF, RR
12,000-/8,500*-BTU Power Boost™ Burner						RF	RF	RF	RF
Hot-Surface Indicator Light				■	■				
Upswept Cooktop	■	■	■	■	■	■	■	■	■
Drip-Retainer Top	■	■	■	■	■	■	■	■	■
DuraClean™ Lift-Off Burner Caps						Optional	Optional	Optional	Optional
DuraClean™ Steel Cooktop Burner Grates						Black	Mono	Black	Mono
Removable Porcelain-Enamel Drip Pans			■			Optional	Optional	Optional	Optional
No-Drip™ Chrome Drip Bowls	■	■							
CONTROL FEATURES									
Precision Touch Electronic Oven Controls	300	500	500	500	500	300	300	500	500
Variable Broil	High/Low	High/Low	High/Low	High/Low	High/Low	High/Low	High/Low	High/Low	High/Low
Delay Setting (Bake And Clean)	■	■	■	■	■	■	■	■	■
Electronic Clock With Timer	■	■	■	■	■	■	■	■	■
DuraClean™ Porcelain Backguard	■	■	■	■	■	■	■	■	■
Pull-Off Control Knobs	■	■	■	■	■	■	■	■	■
Electronic Ignition						■	■	■	■
EXTERIOR FEATURES AND COLORS									
Easy-Roll Storage Drawer	■	■	■	■	■			■	■
Towel-Bar Door Handle	■	■	■	■	■		■	■	■
LP Convertible						■	■	■	■
Available In White	■	■	■	■	■	■	■	■	■
Available In Bisque	■	■	■	■	■	■	■	■	■
Available In Black		■	■	■	■	■	■	■	■
Available In Stainless Steel With Black Handle		■	■	■	■	■	■	■	■
DIMENSIONS									
Height — in. (cm)	46 3⁄4 (118.7)	46 3⁄4 (118.7)	46 3⁄4 (118.7)	46 3⁄4 (118.7)	46 3⁄4 (118.7)	46 3⁄4 (118.7)	46 3⁄4 (118.7)	46 3⁄4 (118.7)	46 3⁄4 (118.7)
Width — in. (cm)	29 1⁄8 (75.9)	29 1⁄8 (75.9)	29 1⁄8 (75.9)	29 1⁄8 (75.9)	29 1⁄8 (75.9)	29 1⁄8 (75.9)	29 1⁄8 (75.9)	29 1⁄8 (75.9)	29 1⁄8 (75.9)
Depth Excluding Handle — in. (cm)	25 (63.5) ¹	25 (63.5) ¹	25 (63.5) ¹	25 (63.5) ¹	25 (63.5) ¹	26 1⁄8 (66.3) ¹	26 1⁄8 (66.3) ¹	26 1⁄8 (66.3) ¹	26 1⁄8 (66.3) ¹
Height To Cooktop — in. (cm)	36 (91.4)	36 (91.4)	36 (91.4)	36 (91.4)	36 (91.4)	36 (91.4)	36 (91.4)	36 (91.4)	36 (91.4)
Approximate Shipping Weight — lbs. (kg)	154 (69.9)	167 (75.8)	172 (78.0)	171 (77.6)	176 (79.8)	165 (74.8)	173 (78.5)	193 (87.5)	199 (90.3)
Total Connected Load — kw @ 240V/208V	11/8.3	11/8.3	11/8.3	11/8.3	11/8.3				
Total Connected Load — A @ 120V						<10	<10	<10	<10

All models listed may not be available from every Maytag dealer. Because of continuing product improvement, Maytag reserves the right to change specifications without notice.
*Numbers note natural gas/LP. ¹From wall to front of oven door. Add approximately 2" (5.1 cm) for door handle.

5.22 Cu. Ft. And 4.0 Cu. Ft. Range Installation

Electric Range Installation

A Electric Models: Provide for 120/208-, 120/240-volt outlet per applicable cord in this area.

Gas Range Installation

B Gas Models: Recommended gas line location (electric ignition models). Provide for 120-volt grounded electrical outlet in this area. Outlet must be flush.

	MER5752AA	MER5751AA	MER5552AA	MER5551AA	MER4351AA	MGR5752AD	MGR4452AD	MGR5751AD	MGR4451AA
4.0 Cu. Ft. Range Cutout Dimensions									
Models	MER5751AA	MER5552AA	MER5551AA	MER4351AA	MGR5752AD	MGR4452AD	MGR5751AD	MGR4451AA	
Height — in. (cm)	36 (91.4)	36 (91.4)	36 (91.4)	36 (91.4)	36 (91.4)	36 (91.4)	36 (91.4)	36 (91.4)	
Width — in. (cm)	30 (76.2)	30 (76.2)	30 (76.2)	30 (76.2)	30 (76.2)	30 (76.2)	30 (76.2)	30 (76.2)	
Depth Excluding Handle — in. (cm)	25 (63.5)	25 (63.5)	25 (63.5)	25 (63.5)	25 (63.5)	26 1⁄8 (66.3)	26 1⁄8 (66.3)	26 1⁄8 (66.3)	

4.0 Cu. Ft. Oven Interior Dimensions:
16 1⁄2" H x 23" W x 18 1⁄8" D
(41.9 cm H x 58.4 cm W x 46 cm D)

	Slide-In Electric			Drop-In Electric
Models	MES5570AA	MES5770AA	MES5870AA	MEP5770AA
OVEN FEATURES				
Capacity — cu. ft.	4.0	4.0	3.8	4.0
Convection Oven			■	
Self-Cleaning Oven With Adjustable Cleaning Levels	■	■	■	■
Auto-Lock Self-Cleaning	■	■	■	■
Six-Pass™ Recessed Broil Element	■	■	■	■
Open-Door Broiling	■	■	■	■
Easy-Tilt Bake Element	■	■	■	■
Control Lockout And Sabbath Mode Options	■	■	■	■
Oven Light	Automatic	Automatic	Automatic	Automatic
Super-Size Oven Window*	■	■	■	■
Oven Rack Positions	5	5	5	5
Standard Oven Racks	2	2	3	2
Create-A-Space™ Half-Rack (HALFRACK)	1	1	Optional	1
Porcelain-Enamel Broiler Pan	■	■	■	■
COOKTOP FEATURES				
6", 1,200-Watt Radiant Elements		LF, RR	LF, RR	LF, RR
9", 2,200-Watt Radiant Element		LR	LR	LR
9"/6" Dual-Choice™ Radiant Element		RF	RF	RF
6", 1,500-Watt Coil Elements	LF, RR			
8", 2,350-Watt Coil Elements	LR, RF			
Hot-Surface Indicator Light		■	■	■
Upswept Cooktop		■	■	■
No-Drip™ Porcelain-Enamel Drip Bowls	■			
Lift-Up Top With Auto-Prop Rods	■			
CONTROL FEATURES				
Precision Touch Electronic Oven Controls	■	■	■	■
Variable Broil	High/Low	High/Low	High/Low	High/Low
Delay Setting (Bake And Clean)	■	■	■	■
Electronic Clock With Timer	■	■	■	■
Pull-Off Control Knobs	■	■	■	■
EXTERIOR FEATURES AND COLORS				
Monochromatic Glass-Front Oven Door	■	■	■	■
Quiet Door Hinges	■	■	■	■
Easy-Roll Storage Drawer	■	■	■	
Towel-Bar Door Handle	■	■	■	■
Available In White	■	■	■	■
Available In Bisque	■	■	■	■
Available In Black	■	■	■	■
Available In Brushed Chrome		■	■	
SPECIFICATIONS				
Height — in. (cm)	36 7⁄16 (92.5)	36 7⁄16 (92.5)	36 7⁄16 (92.5)	27 15⁄16 (71)
Width — in. (cm)	30 3⁄4 (78.1)	30 3⁄4 (78.1)	30 3⁄4 (78.1)	30 3⁄4 (78.1)
Depth With Handle — in. (cm)	28 3⁄8 (71.9)	28 3⁄8 (71.9)	28 3⁄8 (71.9)	28 3⁄8 (71.9)
Height To Cooktop — in. (cm)	36 (91.4)	36 (91.4)	36 (91.4)	27 1⁄2 (69.9)
Approximate Shipping Weight — lbs. (kg)	195 (88)	195 (88)	195 (88)	173 (78)
Total Connected Load — kw @ 240V/208V	14/10.5	12.6/9.5	12.6/9.5	12.6/9.5

*Brushed Chrome models feature standard-size oven window.

30" Slide-In/Drop-In Range Installation

30" Slide-In/Drop-In Range Cutout Dimensions

	MES5870AA	MES5770AA	MES5570AA	MEP5770AA
Models	MG55870AD	MG55770AD	MES5570AA	MEP5770AA
Height — in. (cm)	36 (91.4)	36 (91.4)	36 (91.4)	27 1⁄2 (69.9)
Width — in. (cm)	30 (76.2)	30 (76.2)	30 (76.2)	30 (76.2)
Depth Excluding Handle — in. (cm)	26 7⁄16 (66.8) ¹	26 7⁄16 (66.8) ¹	26 7⁄16 (66.8) ¹	26 7⁄16 (66.8) ¹

Slide-In/Drop-In Oven Interior Dimensions:
16 1⁄2" H x 23" W x 18 1⁄8" D
(42 cm H x 58 cm W x 46 cm D)

¹From wall to front of oven door. Add approximately 2" (5.1 cm) for door handle.

Slide-In Range Installation

Drop-In Range Installation

Maytag® Double-Oven
Freestanding Ranges



PRECISION TOUCH 750

- Dual Controls For Double-Oven Ranges
- Standard Time With Temperature Display
- PreciseBake
- High/Low Broil
- Cook & Hold Setting
- Keep Warm Setting
- Delay Setting (Bake And Clean)
- Auto Shutoff
- Control Lockout
- Sabbath Mode
- Toasting Function (Upper Oven) — Electric Models Only
- Self-Cleaning (Light, Medium, Heavy)



PRECISION TOUCH 850

- Dual Controls For Double-Oven Ranges
- Standard Time With Temperature Display
- EvenAir™ Convection With Automatic Conversion (Convect Bake/Convect Roast)
- PreciseBake
- High/Low Broil
- Cook & Hold Setting
- Keep Warm Setting
- Delay Setting (Bake And Clean)
- Auto Shutoff
- Control Lockout
- Sabbath Mode
- Toasting Function (Upper Oven) — Electric Models Only
- Self-Cleaning (Light, Medium, Heavy)
- Favorite Setting

Maytag® 5.22 And 4.0 Cu. Ft.-
Capacity Freestanding Ranges



PRECISION TOUCH 300

- Standard Time Display
- Standard Temperature Display
- PreciseBake
- High/Low Broil
- Auto Shutoff
- Control Lockout
- Sabbath Mode



PRECISION TOUCH 500

- Standard Time Display
- Standard Temperature Display
- PreciseBake
- High/Low Broil
- Cook & Hold Setting
- Keep Warm Setting
- Delay Setting (Bake And Clean)
- Auto Shutoff
- Control Lockout
- Sabbath Mode
- Self-Cleaning (Light, Medium, Heavy)



PRECISION TOUCH 700

- Standard Time With Temperature Display
- PreciseBake
- High/Low Broil
- Cook & Hold Setting
- Keep Warm Setting
- Delay Setting (Bake And Clean)
- Auto Shutoff
- Control Lockout
- Sabbath Mode
- Self-Cleaning (Light, Medium, Heavy)
- Favorite Setting



PRECISION TOUCH 800

- Standard Time With Temperature Display
- EvenAir™ Convection With Automatic Conversion (Convect Bake/Convect Roast)
- PreciseBake
- High/Low Broil
- Cook & Hold Setting
- Keep Warm Setting
- Delay Setting (Bake And Clean)
- Auto Shutoff
- Control Lockout
- Sabbath Mode
- Self-Cleaning (Light, Medium, Heavy)
- Favorite Setting

Single Oven

Double Oven

Combo Oven

Models	MEW5527DD	MEW5530DD	MEW6527DD	MEW6530DD	MEW5627DD	MEW5630DD	MEW6627DD	MEW6630DD	MMW5530DA
Style	Electric	Electric	Electric/Convection	Electric/Convection	Electric	Electric	Electric/Convection	Electric/Convection	Microwave Combo
OVEN FEATURES									
Precision Cooking™ System	■	■	■	■	■	■	■	■	■
Self-Cleaning Oven	■	■	■	■	2	2	2	2	■
EvenAir™ Convection With Auto Conversion			■	■	■	■	Upper	Upper	
Microwave									Upper
Dual-Control Bake-And-Broil Elements	■	■	■	■	■	■	■	■	■
Oven Light	Automatic	Automatic	Automatic	Automatic	Automatic	Automatic	Automatic	Automatic	Automatic
Super-Size Oven Window	■	■	■	■	■	■	■	■	■
Porcelain-Enamel Broiler Pan	■	■	■	■	■	■	■	■	■
Oven Rack Positions — Upper/Lower	4	4	4	4	4/4	4/4	4/4	4/4	4 Lower
Standard Oven Racks — Upper	2	2	2	2	2	2	2	2	
Standard Oven Racks — Lower					2	2	2	2	2
Create-A-Space™ Half-Rack	Optional	Optional	1	1	Optional	Optional	1	1	Optional
CONTROL FEATURES									
Precision Touch Electronic Controls	■	■	■	■	■	■	■	■	■
Delay-Start Oven Control	■	■	■	■	■	■	■	■	■
Electronic Clock With Timer	■	■	■	■	■	■	■	■	■
Favorite Setting	■	■	■	■	■	■	■	■	■
Cook & Hold Setting	■	■	■	■	Upper	Upper	Upper	Upper	■
Keep Warm	■	■	■	■	■	■	■	■	■
Sabbath Mode	■	■	■	■	■	■	■	■	■
Control Lockout	■	■	■	■	■	■	■	■	■
OVEN WATTAGE @ 240V									
EvenAir™ Convection Element			1,850	1,850			1,850	1,850	
Bake Element	2,800	2,800	2,800	2,800	2,800	2,800	2,800	2,800	2,800
Six-Pass™ Broil Element	3,600	3,600	3,600	3,600	3,600	3,600	3,600	3,600	3,600
Microwave									1,100
EXTERIOR FEATURES AND COLORS									
Glass-Front Oven Door	■	■	■	■	■	■	■	■	■
Quiet Door Hinges	■	■	■	■	■	■	■	■	■
Towel-Bar Door Handle	■	■	■	■	■	■	■	■	■
Available In White	■	■	■	■	■	■	■	■	■
Available In Bisque			■	■			■	■	
Available In Black	■	■	■	■	■	■	■	■	■
Available In Stainless Steel			■	■			■	■	
OVEN CAPACITY									
Upper — cu. ft.	3.3	3.8	3.3	3.8	3.3	3.8	3.3	3.8	2.1
Lower — cu. ft.					3.3	3.8	3.3	3.8	3.8
OVEN INTERIOR DIMENSIONS									
Height — in. (cm)	14¼ (37.5)	15 (38.1)	14¼ (37.5)	15 (38.1)	14¼ (37.5)	15 (38.1)	14¼ (37.5)	15 (38.1)	15 (38.1)
Width — in. (cm)	21 (53.3)	23½ (59.7)	21 (53.3)	23½ (59.7)	21 (53.3)	23½ (59.7)	21 (53.3)	23½ (59.7)	23½ (59.7)
Depth — in. (cm)	18½ (47)	18½ (47)	18½ (47)	18½ (47)	18½ (47)	18½ (47)	18½ (47)	18½ (47)	18½ (47)
Under-Counter/Cooktop Installation		■		■					
Approximate Shipping Weight — lbs. (kg)	130 (59)	140 (63)	130 (59)	140 (63)	238 (108)	235 (106)	238 (108)	235 (106)	194 (88)
Total Connected Load — kw @ 240V/208V	3.6/2.7	3.6/2.7	3.6/2.7	3.6/2.7	7.2/5.4	7.2/5.4	7.2/5.4	7.2/5.4	6.6/5.7

All dimensions shown are for planning purposes only. Consult the installation instructions that accompany each product before cutting cabinets or countertops.

Because of continuing product improvement, Maytag reserves the right to change specifications without notice.

Exterior Color Options



White



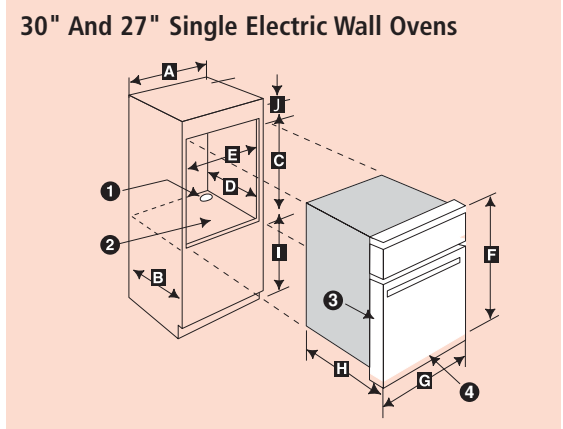
Bisque



Black

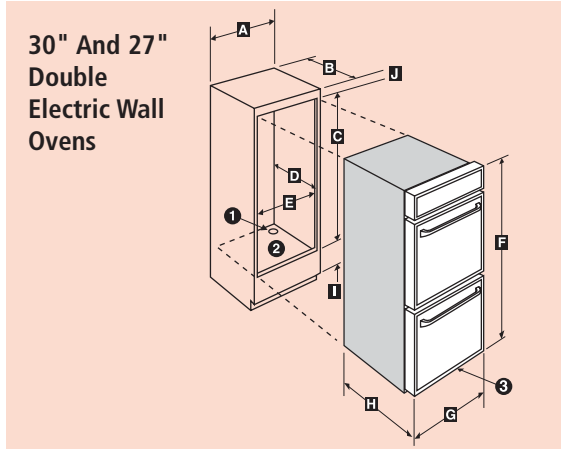


Stainless Steel



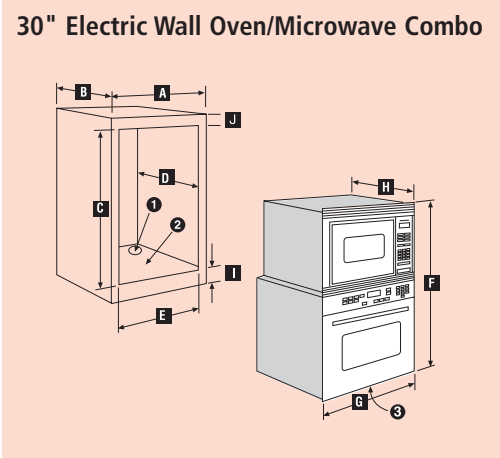
Models	MEW5527DD MEW6527DD	MEW5530DD MEW6530DD
Dimensions — in. (cm)		
A - Width	27 (68.6) min.	30 (76.2) min.
B - Depth	24 (61) min.	24 (61) min.
Cutout Dimensions — in. (cm)		
C - Height	27 ⁷ / ₈ ± ¹ / ₁₆ (70.8 ± .2)	27 ⁷ / ₈ ± ¹ / ₁₆ (70.8 ± .2)
D - Depth	24 (61) min.	24 (61) min.
E - Width	25 ¹ / ₂ ± ¹ / ₁₆ (64.8 ± .2)	28 ¹ / ₂ ± ¹ / ₁₆ (72.4 ± .2)
Overall Dimensions — in. (cm)		
F - Height	28 ¹ / ₄ (71.8)	28 ¹ / ₄ (71.8)
G - Width	26 ³ / ₄ (67.9)	29 ³ / ₄ (75.6)
H - Depth	24 ⁷ / ₁₆ (62.1)	24 ⁷ / ₁₆ (62.1)
I - Bottom Clearance	4 – 33 (10.2 – 83.8)	4 – 33 (10.2 – 83.8)
J - Overhead Clearance	1 (2.54) min.	1 (2.54) min.

1. 1¹/₄"-diameter conduit access hole.
2. Install ⁵/₈" plywood bottom for floor (must support 142 pounds).
3. Allow for ¹/₄" trim overlap on each side.
4. Do not block air intake slots along bottom of oven.



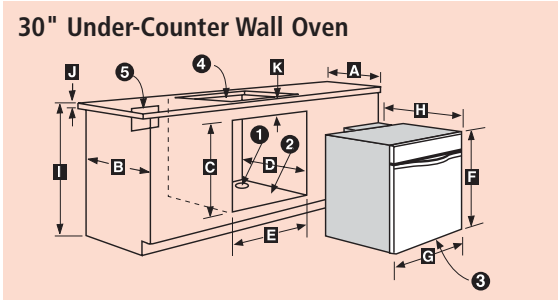
Models	MEW5627DD MEW6627DD	MEW5630DD MEW6630DD
Dimensions — in. (cm)		
A - Width	27 (68.6) min.	30 (76.2) min.
B - Depth	24 (61) min.	24 (61) min.
Cutout Dimensions — in. (cm)		
C - Height	50 ± ¹ / ₁₆ (127 ± .2)	50 ± ¹ / ₁₆ (127 ± .2)
D - Depth	24 (61) min.	24 (61) min.
E - Width	25 ¹ / ₂ ± ¹ / ₁₆ (64.8 ± .2)	28 ¹ / ₂ ± ¹ / ₁₆ (72.4 ± .2)
Overall Dimensions — in. (cm)		
F - Height	50 ¹ / ₄ (127.6)	50 ¹ / ₄ (127.6)
G - Width	26 ³ / ₄ (68)	29 ³ / ₄ (75.6)
H - Depth	24 ⁷ / ₁₆ (62.1)	24 ⁷ / ₁₆ (62.1)
I - Bottom Clearance	4 – 12 (10.2 – 30.5)	4 – 12 (10.2 – 30.5)
J - Overhead Clearance	1 (2.54) min.	1 (2.54) min.

1. 1¹/₄"-diameter conduit access hole.
2. Install ⁵/₈" plywood bottom for floor (must support 250 pounds).
3. Do not block air intake slots along bottom of oven.



Model	MMW5530DA
Dimensions — in. (cm)	
A - Width	30 (76.2) min.
B - Depth	24 (61) min.
Cutout Dimensions — in. (cm)	
C - Height	47 ± ¹ / ₁₆ (119.4 ± .2)
D - Depth	24 (61) min.
E - Width	28 ¹ / ₂ ± ¹ / ₁₆ (72.4 ± .2)
Overall Dimensions — in. (cm)	
F - Height	47 ³ / ₈ (121)
G - Width	29 ³ / ₄ (75.6)
H - Depth	24 ⁷ / ₁₆ (62.1)
I - Bottom Clearance	4 – 20 (10.2 – 50.8)
J - Overhead Clearance	1 (2.54) min.

1. 1¹/₄"-diameter conduit access hole. Hole must be cut as close to corner of cabinet as possible.
2. Install ⁵/₈" plywood bottom for floor (must support 250 pounds).
3. Do not block air intake slots along bottom of oven.



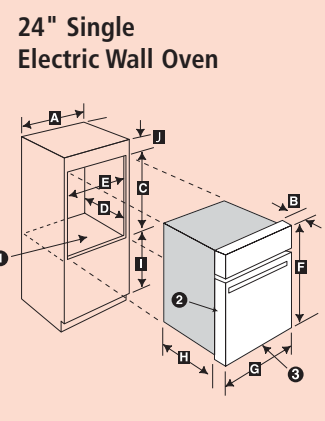
Models	MEW5530DD MEW6530DD
Wall Oven Dimensions — in. (cm)	
A - Counter Depth	25 (63.5)
B - Cabinet Depth	24 (61) min.
C - Cutout Height	27 ⁷ / ₈ ± ¹ / ₁₆ (70.8 ± .2)
D - Cutout Depth	24 (61) min.
E - Cutout Width	28 ¹ / ₂ ± ¹ / ₁₆ (72.4 ± .2)
F - Height	28 ¹ / ₄ (71.8)
G - Width	29 ³ / ₄ (75.6)
H - Depth	24 ⁷ / ₁₆ (62.1)
I - Cabinet Height	36 (91.4)
J - Counter Height	1 ¹ / ₂ (3.8)
Cooktop Dimensions — in. (cm)	
K - Electric	3 ¹ / ₈ (7.9) min.
K - Induction	3 ¹ / ₈ (7.9) min.
K - 4-Burner Gas Stamped Top	4 ³ / ₁₆ (12.2) min.
K - 4-Burner Gas Glass Top	4 ¹³ / ₁₆ (12.2) min.

1. 1¹/₄"-diameter conduit access hole. Hole must be cut as close to corner of cabinet as possible.
2. Install ⁵/₈" plywood bottom for floor (must support 142 pounds).
3. Do not block air intake slots along bottom of oven.
4. Gas or electric cooktops may be installed over ovens. See cooktop installation instructions for cutout size; see dealer for approved cooktops.
5. Electrical connection for electric cooktop must be in adjacent accessible location. Cooktop and wall oven must be on separate 120/240- or 120/208-volt, 60 Hz, AC circuits.

	Electric		Gas	
Models	CWE4800A	CWE5800A	CWG3100A	CWG3600A
Style	Single	Double	Single w/Broiler	Single w/Broiler
OVEN FEATURES				
Precision Cooking™ System	■	■		
Self-Cleaning Oven	Upper	Upper		
Dual-Control Bake-And-Broil Elements	■	■		
Oven Light	■	■	■	■
Standard Oven Window	■	■	■	■
Extra-Large Broiler Compartment	■			■
Standard Broiler Compartment		■	■	
Broiler Compartment Window With Light				■
Porcelain-Enamel Broiler Pan	■	■	■	■
Oven Rack Positions — Upper/Lower	4	4/3	4	4/3
Oven Racks — Upper/Lower	2	2/1	2/1	2/1
CONTROL FEATURES				
Electronic Oven Control	■	■	■	■
Delay-Start Oven Control	■	■	■	■
Electronic Clock With Timer	■	■	■	■
WATTAGE @ 240V/BTUS				
Bake	2,400W	2,400W	16,000 BTUs	16,000 BTUs
Broil	3,000W	3,000W		
EXTERIOR FEATURES AND COLORS				
Glass-front Oven Door	■	■	■	■
Quiet Door Hinges	■	■	■	■
Towel-Bar Door Handle	■	■	■	■
Available In White	■	■	■	■
Available In Black	■	■	■	■
Available In Stainless Steel	■	■	■	■
OVEN CAPACITY				
Upper — cu. ft.	2.6	2.6	2.7	2.7
Lower — cu. ft.		2.2		
OVEN INTERIOR DIMENSIONS				
Height (Upper/Lower) — in. (cm)	14 (35.6)	14 (35.6)/ 12 (30.5)	14 (35.6)	14 (35.6)/ 12 (30.5)
Width — in. (cm)	18 (45.7)	18 (45.7)	18 (45.7)	18 (45.7)
Depth — in. (cm)	19 (48.3)	19 (48.3)	19 (48.3)	19 (48.3)
Approximate Shipping Weight — lbs. (kg)	130 (59)	195 (88.4)	170 (77.1)	135 (61.2)
Total Connected Load — kw @ 240V/208V	5.8/4.4	6.5/4.9		

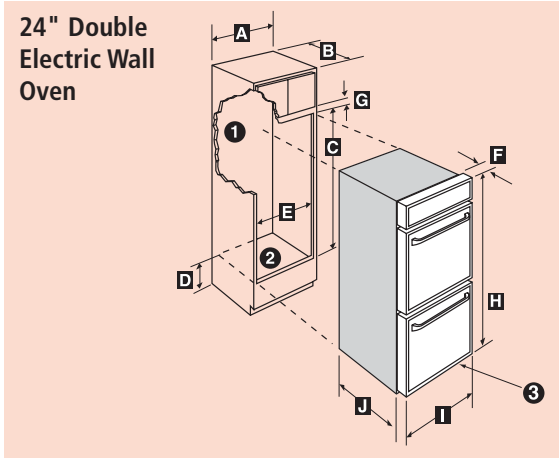
All dimensions shown are for planning purposes only. Consult the installation instructions that accompany each product before cutting cabinets or countertops.

All models listed in this brochure may not be available from every Maytag dealer. Because of continuing product improvement, Maytag reserves the right to change specifications without notice.



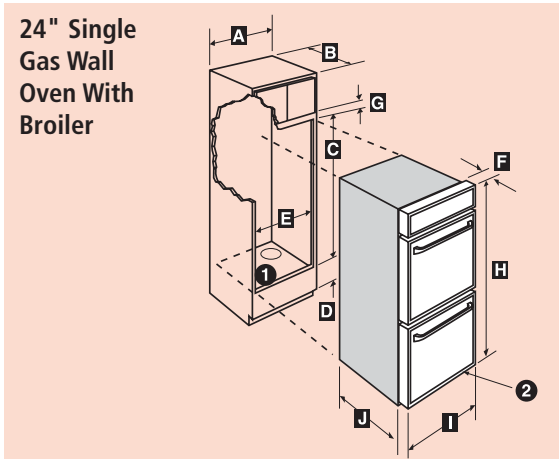
Model	CWE4800A
Dimensions — in. (cm)	
A - Width	24 (61) min.
B - Clearance From Wall	2 ¹ / ₈ (5.2)
Cutout Dimensions — in. (cm)	
C - Height	28 ¹¹ / ₁₆ (72.9)
D - Depth	24 (61) min.
E - Width	22 (55.9) min.
Overall Dimensions — in. (cm)	
F - Height	29 ⁹ / ₈ (75.2)
G - Width	23 ³ / ₈ (60.6)
H - Depth	22 ⁵ / ₈ (57.5)
I - Bottom Clearance	33 ¹ / ₄ (84.5) min.
J - Overhead Clearance	1 ¹ / ₂ (3.8) min.

1. Install ⁵/₈" plywood bottom for floor (must support 142 pounds).
2. Allow for ¹/₄" trim overlap on each side.
3. Do not block air intake slots along bottom of oven.



Model	CWE5800A
Dimensions — in. (cm)	
A - Width	24 (61) min.
B - Depth	24 (61) min.
Cutout Dimensions — in. (cm)	
C - Height	45 ³ / ₈ (115.3)
D - Bottom Clearance	17 (43.2) min.
E - Width	22 (55.9) min.
F - Clearance From Wall	2 ¹ / ₈ (5.2)
G - Overhead Clearance	1 ¹ / ₂ (3.8) min.
Overall Dimensions — in. (cm)	
H - Height	45 ³ / ₈ (117.6)
I - Width	23 ³ / ₈ (60.6)
J - Depth	22 ⁵ / ₈ (57.5)

1. Allow for ¹/₄" trim overlap on each side.
2. Install ⁵/₈" plywood bottom for floor (must support 142 pounds).
3. Do not block air intake slots along bottom of oven.



Models	CWG3100A	CWG3600A
Dimensions — in. (cm)		
A - Width	24 (61) min.	24 (61) min.
B - Depth	24 (61) min.	24 (61) min.
Cutout Dimensions — in. (cm)		
C - Height	38 (96.5)	45 ³ / ₈ (115.3)
D - Bottom Clearance	17 (43.2) min.	17 (43.2) min.
E - Width	22 (55.9) min.	22 (55.9) min.
F - Clearance From Wall	1 ³ / ₈ (4.1)	1 ³ / ₈ (4.1)
G - Overhead Clearance	1 ¹ / ₂ (3.8) min.	1 ¹ / ₂ (3.8) min.
Overall Dimensions — in. (cm)		
H - Height	39 ³ / ₄ (99.7)	46 ⁵ / ₁₆ (117.6)
I - Width	23 ³ / ₈ (60.6)	23 ³ / ₈ (60.6)
J - Depth	22 ⁵ / ₈ (57.5)	22 ⁵ / ₈ (57.5)

1. Install ⁵/₈" plywood bottom for floor (must support 250 pounds).
2. Do not block air intake slots along sides and bottom of oven.

	Electric			Gas			
Models	MEC4430A	MEC5430	MEC5536	MGC5430	MGC5536	MGC6430	MGC6536
COOKTOP FEATURES							
Glass-Ceramic Surface		■	■				
Tempered-Glass Surface						■	■
Porcelain-Enamel Surface	■			■	■		
DuraClean™ Cast-Iron Burner Grates				■	■	■	■
Porcelain-Enamel Grate Finish				■	■	■	■
DuraClean™ Lift-Off Burner Caps				■	■	■	■
No-Drip™ Chrome Drip Bowls	■						
CONTROL FEATURES							
Easy-Grasp Pull-Off Control Knobs	■	■	■	■	■	■	■
Precision-Set Burner Controls				■	■	■	■
Element-In-Use/Hot-Surface Indicator Lights		■	■				
ELEMENT WATTAGE @ 240V/208V							
Insta-Heat™ Radiant Surface Elements		4	5				
Heavy-Duty Coil Elements	4						
6", 1,500-Watt Coil Elements	LF, RR						
8", 2,350-Watt Coil Elements	LR, RF						
6", 1,200-Watt Radiant Elements		RR	LF, C				
7", 1,800-Watt Radiant Element		LF					
8", 2,000-Watt Radiant Element		LR	RR				
9", 2,400-Watt Radiant Element			LR				
9"⅙", 2,400-1,000-Watt Dual Radiant Element		RF	RF				
Accepts Optional Big-Pot Element*	■						
BURNERS							
Sealed-Surface Burners				4	5	4	5
Pilotless Electronic Ignition				■	■	■	■
650-BTU Simmer Setting				■	■	■	■
Convertible To LP (No Additional Kit Needed)				■	■	■	■
5,000-/4,000**-BTU Burner				LR	Center	LR	Center
9,200-/9,100**-BTU Burners				LF, RR	LF, RR	LF, RR	LF, RR
10,500-/9,100**-BTU Burner					LR		LR
12,500-/10,500**-BTU Power Boost™ Burner				RF	RF	RF	RF
COLOR AVAILABILITY							
White	■	■	■	■	■	■	■
Bisque	■			■	■		
Black	■	■	■	■	■	■	■
Black With Stainless Steel Accents		■	■				
Stainless Steel				■	■		
White Model Grate Color				Gray Gloss	Gray Gloss	Gray Gloss	Gray Gloss
Bisque Model Grate Color				Taupe Gloss	Taupe Gloss		
Black Model Grate Color				Black Matte	Black Matte	Black Gloss	Black Gloss
Stainless Steel Model Grate Color				Black Matte	Black Matte		
SPECIFICATIONS							
Approximate Crated Weight — lbs. (kg)	30 (13.5)	45 (20.3)	57 (25.7)	58 (26.1)	71 (32)	64 (28.8)	72 (32.4)
Countertop/Island/Peninsula Installation	■	■	■	■	■	■	■
Total Connected Load — kv @ 240V/208V	7.7/5.8	7.4/5.6	9/6.8				

* Order big-pot element, Model #CE1.
** Numbers note natural gas/LP.

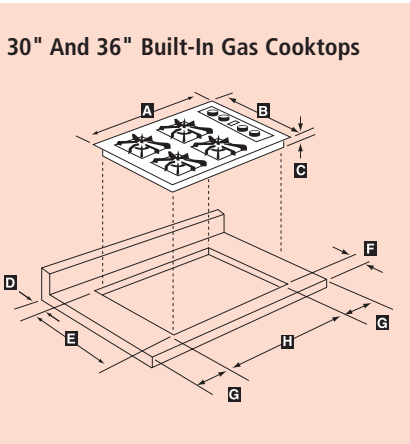
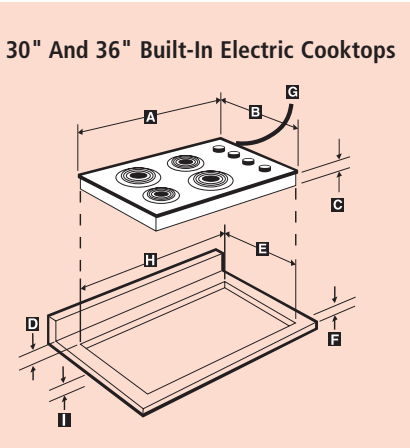
	Electric			Gas			
Models	MEC4430A	MEC5430	MEC5536	MGC5430	MGC6430	MGC5536	MGC6536
Overall Dimensions — in. (cm)							
A - Width	30 (76.2)	29 ⁹ / ₁₆ (76)	35 ⁵ / ₁₆ (89.7)	29 ¹ / ₂ (74.9)	30 (76.2)	36 (91.4)	36 (91.4)
B - Depth	21 (53.3)	21 (53.3)	21 (53.3)	21 ¹ / ₂ (54.6)	21 (53.3)	21 (53.3)	21 (55.3)
C - Height	2 ⁷ / ₈ (7.3)	3 ³ / ₄ (9.5)	3 ³ / ₄ (9.5)	3 ¹³ / ₁₆ (9.7)	3 ¹³ / ₁₆ (9.7)	3 ¹³ / ₁₆ (9.7)	3 ¹³ / ₁₆ (9.7)
Cutout Dimensions — in. (cm)							
D - Back Countertop Clearance	0	0	0	1 (2.5)	1 (2.5)	1 (2.5)	1 (2.5)
E - Depth	19 ³ / ₁₆ (50.3)	20 ³ / ₈ (51.8)	20 ³ / ₈ (51.8)	19 ⁹ / ₁₆ (50.6)	19 ⁹ / ₁₆ (50.6)	19 ⁹ / ₁₆ (50.6)	19 ⁹ / ₁₆ (50.6)
F - Front Countertop Clearance	2 ¹ / ₈ (5.4)	2 ¹ / ₈ (5.4)	2 ¹ / ₈ (5.4)	2 ¹ / ₈ (5.4)	2 ¹ / ₈ (5.4)	2 ¹ / ₈ (5.4)	2 ¹ / ₈ (5.4)
G - Side Countertop Clearance	0	0	0	6 (15.2)	6 (15.2)	6 (15.2)	6 (15.2)
H - Width	28 ⁸ / ₁₆ (71.9)	29 ⁹ / ₁₆ (73.8)	34 ⁹ / ₁₆ (87.8)	28 ¹ / ₂ (72.4)	28 ¹ / ₂ (72.4)	34 ¹ / ₂ (87.6)	34 ¹ / ₂ (87.6)
I - Clearance Below Countertop	3 ¹ / ₄ (8.3)	4 ¹ / ₈ (10.5)	4 ¹ / ₈ (10.5)				

Electric Cooktop Notes

- Wire leads. ½" (1.3 cm) flexible cable, 3' (.91 m) long, furnished and installed by manufacturer (connected to 240-/120-volt electrical service).
- Plus clearance inside for right-angle conduit and wire.
- Clearance above cooktop — 30" (76.2 cm).

Gas Cooktop Notes

- Burner box height plus manifold entrance — 5¼" (13.3 cm).
- Clearance above cooktop — 30" (76.2 cm).



	Four-In-One Cooking System				
Models	MMV1153	MMV4205	MMV5165	MMV5207	MMV6178
Power Output — watts	950	1,150	1,000	1,100	950
Capacity — cu. ft.	1.5	2.0	1.6	2.0	1.7
Electronic Touch-Pad Controls	■	■	■	■	■
Display With Digital Clock	12-Hour	12-Hour	12-Hour	12-Hour	12-Hour
Kitchen Timer	■	■	■	■	■
10 Power Levels	■	■	■	■	■
Cooking Options					
Popcorn	■	■	Sensor	Sensor	Sensor
Beverage	■	■			■
Pizza Slice	■		Sensor	Sensor	
Baked Potato	■	■	Sensor	Sensor	Sensor
Vegetables			Sensor	Sensor	Sensor
Rice				Sensor	Sensor
Casserole				Sensor	
Sensor Reheat			■	4 Options	4 Options
Frozen Entrée	■			Sensor	Sensor
Auto Cook	4 Options	8 Options			6 Options
Auto Reheat	4 Options	5 Options			
Combination Speed Cook					4 Options
Convection Bake/Roast					■
Auto Broil					4 Options
Auto Defrost	■	+ Rapid	+ Rapid	+ Rapid	+ Rapid
Custom Program	■	■	■	■	■
More/Less Time Adjust			■	■	■
Add 30 Seconds	■	■	■	■	■
Cooking Complete Reminder	■	■	■	■	■
Turntable	■	■			Extra-Large
WideGlide™ Tray			■	■	
Interior Light	■	■	■	■	Halogen
Cooktop Light	■	■	■	Halogen	Halogen
Control Lockout	■	■	■	■	■
Cool-Touch Window					■
Delay-Stop Fan Settings			■	■	
Exhaust Fan	2-Speed	2-Speed	5-Speed	5-Speed	5-Speed
Rating — cfm	220	220	220	300	300
Ductless Or Optional Outside Venting	■	■	■	■	■
Grease/Charcoal Filter Included	■	■	■	■	■
Deluxe Charcoal Filter Included					■
Replaceable Charcoal Filter	MVHRK4	MVHRK3	MVHRK5	MVHRK5	MVHRK5
Color Availability					
White	■	■	■	■	■
Bisque		■	■	■	■
Black	■	■	■	■	■
Stainless Steel With Stainless Steel Look Handle			■	■	■
Stainless Steel With Black Handle		■			

Models	MMV1153	MMV4205	MMV5165	MMV5207	MMV6178
Overall Dimensions — in. (cm)					
Width	29 ⁹ / ₁₆ (76)	29 ⁹ / ₁₆ (76)	29 ⁹ / ₁₆ (76)	29 ⁹ / ₁₆ (76)	29 ⁹ / ₁₆ (76)
Height	16 ⁷ / ₁₆ (41.8)	16 ⁷ / ₁₆ (41.8)	16 ⁷ / ₁₆ (41.8)	16 ⁷ / ₁₆ (41.8)	16 ⁷ / ₁₆ (41.8)
Depth	15 ⁵ / ₈ (39.1)	15 ⁵ / ₈ (39.1)	15 ⁵ / ₈ (39.1)	15 ⁵ / ₈ (39.1)	15 ⁵ / ₈ (39.1)
Cavity Dimensions — in. (cm)					
Width	21 ¹¹ / ₁₆ (55.1)	22 ⁷ / ₈ (58.1)	20 ⁷ / ₈ (53)	23 ¹ / ₂ (59.7)	21 ³ / ₈ (54.9)
Height	8 ³ / ₁₆ (22.4)	10 ¹ / ₄ (26)	9 ⁷ / ₁₆ (23.3)	10 ⁷ / ₈ (25.7)	9 ⁷ / ₁₆ (23.7)
Depth	14 ³ / ₁₆ (36)	14 ³ / ₈ (36.5)	14 ³ / ₁₆ (36)	14 ³ / ₈ (36.5)	14 ¹ / ₄ (36.2)
Approximate Shipping					
Weight — lbs. (kg)	55 (25)	68 (30.9)	63 (28.6)	68 (30.9)	83 (37.7)

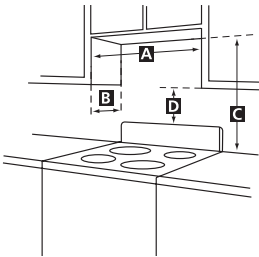
All dimensions shown are for planning purposes only. Consult the installation instructions that accompany each product for complete information before installation.

All models listed may not be available from every Maytag dealer. Because of continuing product improvement, Maytag reserves the right to change specifications without notice.

Cutout Dimensions

- A. Opening Width: 30" (76.2 cm) min.
- B. Opening Depth: 13" (33 cm) min.
- C. Counter to Top of Opening: 30" (76.2 cm) min.
- D. Range Backguard to Bottom of Microwave: 2" (5.1 cm) min.

Use filler kit UXA3036ADW/Q/B/S when installing an over-the-range microwave oven in a 36" opening.

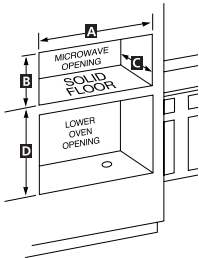


Models	UMC1071AA	MMC5080AA	MMC5193AA	UMC5200AA
Power Output — watts	700	800	1,100	1,100
Capacity — cu. ft.	0.7	0.8	1.9	2.1
Electronic Touch-Pad Controls	■	■	■	■
Display With Digital Clock	■	■	■	■
Sensor Cook		■	■	■
Kitchen Timer		■	■	■
10 Power Levels	■	■	■	■
Programmed Cook Pads:				
Popcorn	■	Sensor	Sensor	Sensor
Beverage	■	■		
Pizza Reheat	■	■	Sensor	
Potato	■	Sensor	Sensor	Sensor
Frozen Vegetables			Sensor	Sensor
Fresh Vegetables	■	Sensor	Sensor	Sensor
Sensor Reheat			■	3-Option
Single Entrée		Sensor		
Frozen Entrée	■		Sensor	Sensor
Frozen Breakfast			Sensor	
Handy Helper			3-Option	
Kids' Meals			4-Option	
Snack Bar			4-Option	
Reheat Entrée				3-Option Sensor
Custom Program				■
More/Less Time Adjust	■	■	■	■
Add 30 Seconds				■
Auto And Timed Defrost	Auto	Auto	Auto	Auto + Rapid
Auto Cook				6-Option
Cooking Complete Reminder	■	■	■	■
Add 1 Minute	■	■	■	
One-Touch Start (Easy Cook)	■	■	■	■
Warm/Hold				■
Turntable	■	■	■	■
Interior Light	■	■	■	■
Control Lockout		■	■	■
Help Pad			■	
Demo Mode		■	■	
Trilingual Controls			■	
12-/24-Hour Option			■	
Lbs./Kg Option			■	■
Built-In Installation				■
Under-Cabinet Installation		■		
Color Availability				
White	■	■	■	■
Bisque			■	■
Black	■	■	■	■
Stainless Steel		■	■	■

Models	UMC1071AA	MMC5080AA/AAS	MMC5193AA/AAS	UMC5200AA
Overall Dimensions				
Width — in. (cm)	19¼ (48.9)	19¼ (48.8)	23½ (60.1)	23⅞ (60.6)
Height — in. (cm)	10½ (27.5)	10½ (27.5)	13½ (35.1)	13⅞ (34.4)
Depth — in. (cm)	13½ (35.2)	13½ (35.2)/15 (38.3)	18⅞ (46.1)/18⅞ (47.5)	18⅞ (47.8)
Cavity Dimensions				
Width — in. (cm)	13 (33.1)	13 (33)	17½ (44.1)	17½ (43.3)
Height — in. (cm)	7½ (18.3)	7⅞ (20.1)	10½ (27.5)	10½ (26.4)
Depth — in. (cm)	13 (33)	13 (33)	17½ (45.3)	18⅞ (46.5)
Approximate Weight — lbs. (kg)	28.2 (12.8)	28.5 (12.9)/29.4 (13.3)	50 (22.7)/52.6 (23.9)	46 (20.9)

Built-In Application For UMC5200AA Cutout Dimensions

- A. Opening Width: 25 1⁄8" (64.8 cm)
- B. Opening Height: 16 ¾" (42.5 cm)
- C. Opening Depth: 23 ¾" (60.3 cm) min.
- D. Floor of Wall Oven Cutout to Floor of Microwave Cutout: 30 ⅞" (78.4 cm) min.




MODEL UMC5200AA
(Shown with optional trim kit.)

Trim Kits

UMC5200AA can be used with optional trim kits for built-in installation. For 27" wall oven, use FTK127; installed dimensions are 19½" H x 26½" W. For 30" wall oven, use FTK130; installed dimensions are 19½" H x 29⅞" W. May be installed above single electric wall oven. Do not install above gas wall oven.

Colors Available: FTK30 in White, Bisque, Black and Stainless Steel; FTK27 in White, Black and Stainless Steel.

Exterior Color Options



Maytag™ Kitchen Hoods

Models	30" Models					36" Models				
	UXT2030A	UXT3030A	UXT4030A	UXT5230AD	UXT5430AD	UXT2036A	UXT3036A	UXT4036A	UXT5236AD	UXT5436AD
COLOR AVAILABILITY										
White	■	■	■	■	■	■	■	■	■	■
Bisque	■	■	■	■	■	■	■	■	■	■
Black	■	■	■	■	■	■	■	■	■	■
Stainless Steel	■	■	■	■	■	■	■	■	■	■
CONTROLS										
Electronic Touch Controls					■					■
Slide Controls				■					■	
Delayed Shutoff					■					■
Speed Settings	2	2	2	3	3	2	2	2	3	3
Halogen Lighting Included					■					■
Incandescent Lighting				■					■	
Lighting Levels	1	1	1	2	2	1	1	1	2	2
VENTILATION										
Filterless Self-Cleaning					■				■	■
Three-Way Convertible Ventilation				■	■				■	■
Vertical Ventilation On 7" Round Duct	■					■				
Vertical Or Horizontal Ventilation On 3 ½" x 10" Duct		■					■			
Ductless Ventilation With Charcoal Filter			■	Optional*	Optional*			■	Optional*	Optional*
Rating — cfm	190	160		250	400	190	160		250	400

*HRECUXT30 for 30" models; HRECUXT36 for 36" models.

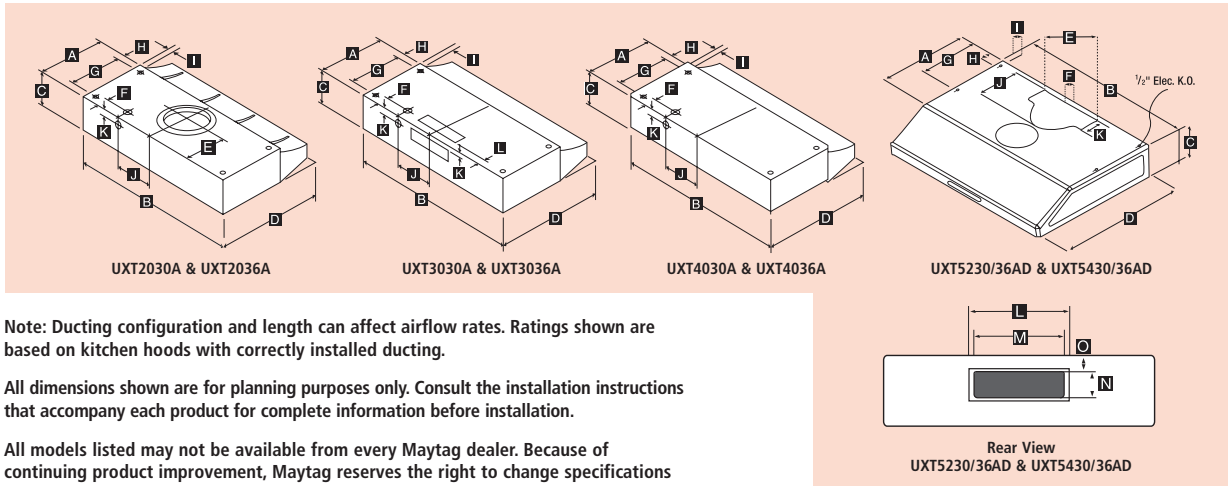
NOTE: Models UXT4030 and UXT4036 are shipped with aluminum filter and include charcoal pad for ductless ventilation.

Maytag™ Telescoping Downdraft Hoods

Models	HV303	HV363
COLOR AVAILABILITY		
Black	■	■
Optional White Cap	WC303	WC363
CONTROLS		
Electronic Touch Telescoping Operation	■	■
VENTILATION		
Washable Grease Filters	2	2
Vertical or Horizontal Exterior Venting	■	■
Variable-Speed Fan	■	■
Rating — cfm	500	500
Height — in. (cm)	29½ (74.9)	29½ (74.9)
Width — in. (cm)	30 (76.2)	36 (91.4)
Depth — in. (cm)	7 (17.8)	7 (17.8)
Approximate Shipping Weight — lbs. (kg)	53 (24)	58 (26)

Dimensions — in. (cm)

Models	30" Models		36" Models	
	UXT2030A UXT3030A UXT4030A	UXT5230AD UXT5430AD	UXT2036A UXT3036A UXT4036A	UXT5236AD UXT5436AD
A	12 (30.5)	15½ (39.7)	12 (30.5)	15½ (39.7)
B — Width	30 (76.2)	30 (76.2)	36 (91.4)	36 (91.4)
C — Height	6 (15.2)	6 (15.2)	6 (15.2)	6 (15.2)
D — Depth	17½ (44.5)	22¼ (56.5)	17½ (44.5)	22¼ (56.5)
E	5¼ (13.3)	10½ (26.7)	5¼ (13.3)	10½ (26.7)
F	2 (5.1)	¾ (2.2)	2 (5.1)	¾ (2.2)
G	9 (22.9)	10¼ (26)	9 (22.9)	10¼ (26)
H	1½ (3.8)	1¾ (4.4)	1½ (3.8)	1¾ (4.4)
I	1 (2.5)	1 (2.5)	1 (2.5)	1 (2.5)
J	7½ (19.1)	7¼ (18.4)	7½ (19.1)	7¼ (18.4)
K	¾ (1.9)	3¾ (8.6)	¾ (1.9)	3¾ (8.6)
L	1½ (3.8)	11 (27.9)	1½ (3.8)	11 (27.9)
M	—	10 (25.4)	—	10 (25.4)
N	—	3 (7.6)	—	3 (7.6)
O	—	½ (1.3)	—	½ (1.3)
Approximate Shipping Weight — lbs. (kg)	16 (7)	31 (14)	16 (7)	31 (14)



Note: Ducting configuration and length can affect airflow rates. Ratings shown are based on kitchen hoods with correctly installed ducting.

All dimensions shown are for planning purposes only. Consult the installation instructions that accompany each product for complete information before installation.

All models listed may not be available from every Maytag dealer. Because of continuing product improvement, Maytag reserves the right to change specifications without notice.