

Viking

PROFESSIONAL REFRIGERATION PRODUCTS



Professional Performance for the Home™



Overchilled Chardonnay will overwhelm any pairing. And there are no recipes calling for not-quite-fresh cilantro. Refrigeration is every bit as crucial to the kitchen as broilers and burners. So Viking offers a complete line of refrigeration products to complement the high-performance kitchen with exceptional features and design.

The refrigerator/freezers keep fruits, vegetables, and meats in ideal climate conditions. Freestanding models deliver roomy cold storage to existing cabinet space, while all-refrigerator and all-freezer units offer extra-large capacity and dedicated performance. Refrigerated drawers add 5.8 cubic feet of convenient cold storage to your cabinetry. And undercounter wine cellars keep bottles chilled within easy reach. The undercounter ice machine supplies more than enough ice for just about any occasion. Refrigerated beverage centers provide handy cold storage indoors or out. And the beverage dispenser keeps refreshments quite refreshed.

Of course, the refrigeration line offers enough features, options, and configurations to create the coolest kitchen you could ever imagine.





Built-in 36" wide Quiet Cool™ bottom-mount refrigerator



These refrigerator/freezers don't just store your food. They protect it. A range of steady temperatures maintains the freshness of all your essential items — everything from cheese to meat. Variable moisture settings provide the perfect environment for both fresh, leafy greens and crisp summer fruits. And the freezer rolls out like a drawer, allowing easy access to even the bulkiest items. All this and a compressor so quiet, you'll never know it's there.

Professional features – refrigerator

- ProChill™ Temperature Management System
 - Variable speed DC Overdrive™ compressor is one of the quietest, most technologically advanced compressors available
 - Electronic controls maintain temperature within 1 degree F (.83 degree C)
 - Multi-channel airflow system and Odor Eliminator™ Evaporator remove odors and excess humidity
- Plasmacluster™* Ion Air Purifier
 - Eliminates airborne bacteria and mold spores
 - Removes odors
 - Enhances food preservation
 - Never needs replacing/no filter required
- *Plasmacluster is a trademark of Sharp Corporation
- Fresh food items are at or above waist level, allowing less bending and stooping to retrieve food
- Adjustable Cold Zone™ Drawer with precision ball-bearing glides can be set for either produce or long-term fresh meat storage with its separate temperature control
- Quick chill option chills foods and beverages in minutes
- Two Adjustable Humidity Zone™ Drawers with precision ball-bearing glides for large item storage
 - Moisture can be adjusted for fresh, leafy vegetables or crisp fruits and vegetables
 - Easy access – even with door at 90 degree opening

- One full-width and four half-width tempered glass shelves are adjustable to allow customized shelf placement
- Two magnetically sealed in-the-door dairy compartments with see-through, lift-up covers
- Additional storage in four large aluminum door bins with tempered glass fronts – four are adjustable
- Full lighting illuminates interior when door opens

Professional features – freezer

- Full-extension main freezer compartment pulls out like a drawer for easy access to bulky frozen foods
 - Opens quietly and easily, with ball bearing rollers which glide on a steel track
 - Positive self-closing feature ensures a good seal
 - Upper freezer basket slides independently of main freezer compartment; ideal for fragile or frequently used items
- Adaptive defrost controls the timing of the defrost periods, instead of an electromechanical defrost timer
 - Extends to 96 hours – improves food storage because the unit defrosts less often
- Factory installed automatic ice maker features large capacity ice bucket
 - Ice container slides out with upper freezer basket for easy access to ice



VCBB536/VIBB536



DFBB536
Custom Panel Model

erator/freezers



VIBB536 – integrated bottom-mount model in Stainless Steel

The Adjustable Cold Zone™ can be set up to five degrees colder than refrigerator temperature.



Door alarm sounds and glows when freezer drawer has been open for three minutes.





- Ice container is "positively located" so it is always in position to catch dispensing cubes when the freezer drawer is closed
- Ice maker is deactivated when the freezer is open, ensuring ice will not dispense when drawer is open
- Door alarm sounds and glows to warn that fresh food door and/or freezer drawer have been ajar for three minutes and that the temperature has risen above normal operating range

Easy maintenance and cleanup

- Super Clog-Resistant™ Condenser is maintenance free under normal use
- Front venting sealed refrigeration system works silently and efficiently
 - Top mounted to allow full use of space in bottom rear of unit

- 24" depth keeps items in back within easy reach
- Spillproof tempered glass shelves contain spills and leaks, preventing leakage to lower shelves and drawers
 - Removable for take-to-the-sink cleanup
- Power interruption switch behind removable top grille completely turns off power to unit for safe cleaning and light bulb replacement
- Adjustable height lower kickplate removes to provide easy access to evaporator pan

Professional-style construction

- Design and basic dimensions provide built-in appearance with standard cabinetry
- Exterior moisture control system prevents condensation
 - Tubes from warm side of the sealed system run around perimeter of door and bottom drawer – preventing condensation without electric components for true energy efficiency
- Easy-opening doors
 - Hinges are hidden to provide a uniform appearance
 - Must be ordered either right- or left-hinge (specify R or L after model number)
- Dual magnet door seal system with spring-loaded self-closing feature
- Door stops are factory set at 110 degree swing; easily adjust to 90 or 120 degree swing
- Removable upper grille
- Black lower kickplate
- Thin wall and door construction, coupled with high-density insulation, provides maximum interior space

The Adjustable Cold Zone™ Drawer's separate temperature control can be set on "Cold" to keep vegetables crisp, or on "Max Cold" for longer-term fresh meat storage.



- Four independent, front adjustable levelers make installation quick and easy
- True-Flush™ Design allows refrigerator to fit flush into 24" deep installation cutout (VIBB models)

Custom panel model

- Blends seamlessly into cabinetry with locally supplied front panels; customer may purchase Viking Professional handle or opt for custom handle
- Fully integrated depth allows refrigerator to fit flush with countertops or cabinet and drawer fronts
- Concealed trim allows refrigerator to be fully integrated with no visible cabinet trim exposed

Standard accessories

- See-through egg bin with carrier holds up to 24 eggs
- Glass butter tray and cover

Installation accessory

- 72" wide stainless steel upper grille kit (PBRTGK72SS)
 - For use with installation of two 36" wide bottom-mount refrigerator/freezers side-by-side
 - Creates a "single unit" look

Optional accessories

- Professional handle kit for custom panel models
 - Available in stainless steel
- Professional stainless steel side panel kits
- Stainless steel top kit



VCBB536 – bottom-mount model in Mint Julep



Refrigerated items are located at or above waist level, allowing less bending to retrieve frequently used items.



Built-in 42" and 48" wide side-by-side refrigerator /



Quantity, it is said, has a quality all its own. And you'll be well prepared for any feast with the tremendous capacity and exceptional features of these side-by-side models. From the ripest watermelon to the most tender tenderloin, every item is moisture controlled and temperature perfect. Five tempered glass shelves, two in-the-door dairy compartments, and four adjustable door bins create a veritable refrigerated pantry. And the freezer provides large capacity adjustable storage with adaptive defrost so you can forget about freezer burn. What's missing? Only unwanted moisture, odors, and noise.

Professional features – refrigerator

- ProChill™ Temperature Management System
 - Variable speed DC Overdrive™ compressor is one of the quietest, most technologically advanced compressors available
 - Electronic controls maintain temperature within 1 degree F (.83 degree C)
 - Multi-channel airflow system and Odor Eliminator™ Evaporator remove odors and excess humidity
- Plasmacluster™* Ion Air Purifier
 - Eliminates airborne bacteria and mold spores
 - Removes odors
 - Enhances food preservation
 - Never needs replacing/no filter required
- *Plasmacluster is a trademark of Sharp Corporation
- Adjustable Cold Zone™ Drawer with precision ball-bearing glides can be set for either produce or long-term fresh meat storage with its separate temperature control
- Quick chill option chills foods and beverages in minutes
- Adjustable Humidity Zone™ Drawer(s) with precision ball-bearing glides for large item storage
 - Moisture can be adjusted for fresh, leafy vegetables or crisp fruits and vegetables
 - Easy access – even with door at 90 degree opening
- Four adjustable, full-width tempered glass shelves
- Conveniently located deli drawer(s) store meats and

cheeses at waist level

- Two magnetically sealed in-the-door dairy compartments with see-through, lift-up covers
- Additional storage in four large, adjustable aluminum door bins with tempered glass fronts
- Full lighting illuminates interior when door opens

Professional features – freezer

- Adaptive defrost controls the timing of the defrost periods, instead of an electromechanical defrost timer
 - Extends to 96 hours – improves food storage because the unit defrosts less often
- Factory installed automatic ice maker features full-width, large capacity bucket
 - Transparent drawer front allows viewing of ice supply (non-dispenser model)
 - Slide-out ice drawer provides convenient access and is positioned for easy reach
- Three adjustable wire shelves for custom storage
- Two slide-out, large capacity wire baskets provide easy storage viewing; dispenser model has one basket
- Additional storage with three large aluminum door bins with tempered glass fronts
- Door alarm sounds and glows to warn that fresh food and/or freezer door have been ajar for three minutes and that the temperature has risen above normal operating range



VCSB542/VISB542
42" Wide



VCSB542D/VISB542D
42" Wide with Dispenser



VCSB548/VISB548
48" Wide



VCSB548D/VISB548D
48" Wide with Dispenser



DFSB542
42" Wide
Custom Panel Model
Professional Handles



DFSB548
48" Wide
Custom Panel Model
Professional Handles



freezers



VCSB542 – 42" wide side-by-side model in Stainless Steel



The 48" wide side-by-side refrigerator/freezers have room for everything from pineapples to parfaits.



Two dairy compartments with see-through, lift-up covers provide additional storage for special dairy products (48" wide model shown).



The integrated model provides the ability to install the door flush with standard 24" wide countertop (VISB542 shown).



Easy maintenance and cleanup

- Super Clog-Resistant™ Condenser is maintenance free under normal use
- Front venting sealed refrigeration system works quietly and efficiently
 - Top mounted to allow full use of space in bottom rear of unit
- 24" depth keeps items in back within easy reach
- Spillproof, tempered glass shelves contain spills to aid cleanup
 - Removable for take-to-the-sink cleanup
- Power interruption switch behind removable top grille completely turns off power to unit for safe cleaning and light bulb replacement

- Adjustable height lower kickplate removes to provide easy access to evaporator pan

Professional-style construction

- Design and basic dimensions provide built-in appearance with standard cabinetry
- Exterior moisture control system prevents condensation
 - Tubes from the warm side of the sealed system run through center post of cavity – preventing condensation without electric components for true energy efficiency
- Easy-opening doors
 - Hinges are hidden to provide a uniform appearance
- Dual magnet door seal system with spring-loaded self-closing feature
- Door stops are factory set at 110 degree swing; easily adjust to 90 or 120 degree swing
- Removable upper grille
- Black lower kickplate
- Thin wall and door construction, coupled with high-density insulation, provides maximum interior space
- Four independent, front adjustable levelers make installation quick and easy
- True-Flush™ Design allows refrigerator to fit flush into 24" deep installation cutout (VISB models)

Ice and water dispenser features (select models)

- Through-the-door dispenser provides cubed ice, crushed ice, and chilled water

Large fruits and vegetables store easily in the two Humidity Zone™ Drawers (48" wide model shown).



Four adjustable, full-width tempered glass shelves, which contain spills for easy cleanup, allow customized shelf placement (48" wide model shown).

- Convenient location and operation
 - Positioned for easy, one-hand operation
 - Reduces need for opening door and also conserves energy
- Reversing ice dispenser motor clears jams
- Premium water filter provides a cleaner ice and water supply by filtering bad tastes, odors, sediment, and harmful contaminants
 - Conveniently located in bottom of refrigerator compartment for easy removal and installation of replacement cartridges

Custom panel models

- Blend seamlessly into cabinetry with locally supplied front panels; customer may purchase Viking Professional handle or opt for custom handle
- Fully integrated depth allows refrigerator to fit flush with countertops or cabinet and drawer fronts
- Concealed trim allows refrigerator to be fully integrated with no visible cabinet trim exposed

Standard accessories

- See-through egg bin with carrier holds up to 24 eggs
- Glass butter tray and cover

Optional accessories

- Professional handle kit for custom panel models
 - Available in stainless steel
- Professional stainless steel side panel kits
- Stainless steel top kit



DFS8542 – 42" wide custom panel model with custom handles



Electronic Temperature Control System maintains the desired temperature within 1 degree (48" wide model shown).



The premium filter of the through-the-door ice and water dispenser ensures the purest water and crushed or cubed ice, while the lock prevents unwanted dispensing.

Built-in 30" and 36" wide all refrigerators and all freezers



Whether it's sorbet for the white linen set or burgers for the block party, Viking all refrigerators and all freezers provide dedicated cold storage to handle any occasion. And of course their premium features and exacting temperature controls are up to the task. So when you finally decide to broil that duck, you won't have to dig for it – and it won't taste freezer-burned.

ProChill™ Temperature Management System

- Variable speed DC Overdrive™ compressor is one of the quietest, most technologically advanced compressors available
- Electronic controls maintain temperature to within 1 degree F (.83 degree C)
- Multi-channel airflow system and Odor Eliminator™ Evaporator remove odors and excess humidity

Professional features – All refrigerator

- Adjustable Cold Zone™ Drawer with precision ball-bearing glides can be set for either produce or long-term fresh meat storage with its separate temperature control
- Quick chill option chills foods and beverages in minutes
- Two Adjustable Humidity Zone™ Drawers with precision ball bearing glides for large item storage
 - Moisture can be adjusted for fresh, leafy vegetables or crisp fruits and vegetables
 - Easy access – even with door at 90 degree opening
- Adjustable, tempered glass shelves allow customized shelf placement
 - 30" wide models have four full-width shelves
 - 36" wide models have four half-width shelves and two full-width shelves

- Two conveniently located deli drawers store meats and cheeses
- Two magnetically sealed in-the-door dairy compartments with see-through, lift-up covers
- Additional storage in large, adjustable aluminum door bins with tempered glass fronts
 - 30" wide models have four full-width door bins
 - 36" wide models have two half-width door bins and three full-width door bins
- Full lighting illuminates interior when door opens

Professional features – All freezer

- Adaptive defrost controls the timing of the defrost periods, instead of an electromechanical defrost timer
 - Extends to 96 hours – improves food storage temperatures because the unit defrosts less often
- Factory installed automatic ice maker features full-width, large capacity ice drawer with two separate ice pans
- Six adjustable half-width wire shelves for custom storage
- Two full-width slide-out, large capacity wire baskets with tempered glass fronts
- Additional storage with large adjustable aluminum door bins with tempered glass fronts
 - 30" wide models have three full-width door bins
 - 36" wide models have four half-width door bins and one full-width door bin



VCRB530/VIRB530 & VCFB530/VIFB530
30" Wide



VCRB536/VIRB536 & VCFB536/VIFB536
36" Wide



DFRB530 & DFFB530
30" Wide Custom Panel Models
Professional Handles



DFRB536 & DFFB536
30" Wide Custom Panel Models
Professional Handles



ezers



VCRB536 – 36" wide all refrigerator
and VCFB536 – 30" wide all freezer



Adjustable Cold Zone™ Drawer
features its own temperature
control and enough space to
store an entire deli tray.





DFRB530 – 30" wide custom panel all refrigerator
and DFFB530 – 30" wide custom panel all freezer
(shown with custom top grilles and custom handles)



Easy maintenance and cleanup

- Super Clog-Resistant™ Condenser is maintenance free under normal use
- Front venting sealed refrigeration system works quietly and efficiently
 - Top mounted to allow full use of space in the bottom rear of the unit
- 24" depth keeps items in back within comfortable reach
- Power interruption switch behind removable top grille completely turns off power to unit for safe cleaning and light bulb replacement
- Adjustable height lower kickplate removes to provide easy access to evaporator pan

Professional-style construction

- Design and basic dimensions provide built-in appearance with standard cabinetry
- Exterior moisture control system prevents condensation
 - Tubes from the warm side of the sealed system run through center post of cavity – preventing condensation without electric components for true energy efficiency
- Dual magnet door seal system with spring-loaded self-closing feature
- Door stops are factory set at 110 degree swing; easily adjust to 90 or 120 degree swing
- Thin wall and door construction, coupled with high-density insulation, provides maximum interior space
- Four independent, front adjustable levelers make installation quick and easy

- True-Flush™ Design allows refrigerator or freezer to fit flush into 24" deep installation cabinetry (VIRB and VIFB models)

Custom panel models

- Blend seamlessly into cabinetry with locally supplied front panels; customer may purchase Viking Professional handle or opt for custom handle
- Fully integrated depth allows unit to fit flush with countertops or cabinet and drawer fronts
- Concealed trim allows unit to be fully integrated with no visible cabinet trim exposed

Standard accessories – All refrigerators

- See-through egg bin with carrier holds up to 24 eggs
- Glass butter tray and cover

Optional accessories

- Professional handle kit for custom panel models
 - Available in stainless steel
- Professional stainless steel side panel kits
- Stainless steel top kit

Installation accessories

- Professional grille kits in 60", 66", and 72" widths

Energy Star

- All freezer models are Energy Star qualified



The all refrigerator and all freezer models combine exceptional features with extra large capacity.



Freestanding 36" wide bottom-mount refrigerator/



Viking freestanding cabinet-depth refrigerator/freezers deliver professional performance into standard cutouts. At 36" wide and 24" deep, these models fit perfectly into your existing kitchen cabinetry — and they really make the space work with surprising storage capacity and an array of ultra-premium features.



Design features

- "Cabinet Depth" design (24" deep side panels) integrates with surrounding cabinetry
- Gray exterior cabinet

Professional features – refrigerator

- Temperature adjustable Meat Savor™/Produce Drawer can be set for either produce, or long-term fresh meat storage with its separate temperature control
- Two moisture-adjustable, see-through produce drawers
- Four slide-out adjustable tempered glass spillproof shelves; one stationary glass shelf
- In-the-door dairy compartment with cover

- Additional storage in large door bins
 - Bottom-mount has four door bins (three half-width, one full width)
 - French door bottom-mount has five door bins; two bins store gallon containers
- Internal filtered water dispensing
- Premium water filter provides cleaner water supply by filtering bad tastes, odors, sediment and harmful contaminants

Professional features – freezer

- Two slide-out baskets
- Factory installed automatic icemaker
- Adaptive defrost

Electronic control features

- Electronic controls with digital temperature readouts maintain the selected temperatures in both refrigerator and freezer compartments
- Water filter indicator light illuminates when water filter needs replacing
- Max ice feature sets freezer temperature to optimum setting for maximum ice production
- Door open alarm warns when door has been ajar for five minutes
- High temperature alarm warns if freezer or refrigerator temperatures exceed normal operating temperatures

Energy Star

- Energy Star qualified



VCFF136 – French-door bottom-mount model shown with optional top grille and side panel accessories to create "wrapped" look



VCBF136
Bottom-Mount



VCFF136
French-Door
Bottom-Mount

All models shown with optional top grille accessory.



freezers



VCBF136 – bottom-mount model shown with optional top grille and side trim kit accessories to create "built-in" look

The French-door bottom-mount model offers grand access to cold storage and convenient waist-high freezer space.



Max ice feature automatically adjusts freezer temperature to optimal setting for maximum ice production.

Freestanding 36" wide side-by-side refrigerator/freezer



The side-by-side configuration provides easy access and installation. Full-length door storage offers enough large container space to open your own juice bar. And thanks to the counter-depth design, you don't even have to remodel.

Design features

- "Counter-Depth" design integrates with surrounding cabinetry
- Gray exterior cabinet

Professional features – refrigerator

- Temperature adjustable Meat Savor™/Produce Drawer can be set for either produce or long-term fresh meat storage with separate temperature control
- Full-width, humidity-adjustable, see-through produce drawer
- Full-width deli storage drawer with tempered glass spillproof shelf
- Three slide-out adjustable tempered-glass spillproof shelves
- In-the-door dairy compartment with cover
- Additional storage in three large gallon door bins, one storage bin for cans, one shallow door bin, and one fixed-position door shelf
- Separate adjustable temperature control for door bin area

Professional features – freezer

- Three adjustable wire shelves; one fixed-position wire shelf
- Three slide-out wire baskets
- Three adjustable door bins; one fixed-position door shelf
- Factory-installed automatic icemaker
- Adaptive defrost

Electronic control features

- Electronic controls with LCD display allow adjustment of refrigerator and freezer temperature settings from front of door
- Water filter indicator light illuminates when water filter needs replacing
- Max ice feature sets freezer temperature to optimum setting for maximum ice production
- Door-open alarm warns when door has been ajar for five minutes

Ice and water dispenser features

- Through-the-door dispenser provides cubed ice, crushed ice, and chilled water in easy one-hand operation
- Premium water filter provides cleaner water supply by filtering bad tastes, odors, sediment, and harmful contaminants
- Lock prevents unwanted dispensing and allows for easy cleaning
- Dispenser light can be turned on for continuous use or set to illuminate when dispenser is in use

Energy Star

- Energy Star qualified



VCSF136D Side-by-side
with Dispenser

Shown with optional top grille accessory.



eizers



VCSF136D – side-by-side model shown with optional top grille and side trim kit accessories to create “built-in” look

Separate temperature controls for the door bin and Meat Savor™/Produce Drawer keeps everything perfectly chilled.



24" wide refrigerated drawers



Equipped with a range of professional features including automatic cycle defrost, full-extension drawer glides, and LED lighting, Viking refrigerated drawers deliver 5.8 cubic feet of convenient cold storage to any standard 24" undercounter space.

Professional features

- 5.8 cubic feet of storage
- Inside temperature can be adjusted from 33 to 45 degrees F (.6 to 7.2 degrees C)
- White interior
- Full extension drawer glides
- Vertical storage of wine bottles or two-liter drink bottles in bottom drawer
- Hidden touchpad control with LED digital temperature readout
- Interior LED lighting
- Automatic cycle defrost

Professional-style construction

- Undercounter or freestanding installation
- Heavy-duty, commercial-style handle on Professional model; distinctive, ergonomically designed handle on Designer model
- Adjustable leveling legs

Agency-certified Professional outdoor model

- With the same features as the indoor unit, a stainless steel exterior cabinet surrounds the unit and forms a water-resistant seal
- Stainless steel interior
- Insulated electrical terminals, sealed electrical contacts, and a water-resistant thermostat provide optimal performance in all weather elements
- Normal operating range is between 40 and 110 degrees F (4.4 and 43.4 degrees C); it is recommended that the unit be shut off in temperatures above 110 degrees F (43.4 degrees C) and below 40 degrees F (4.4 degrees C)

Custom panel model

- Blends seamlessly into cabinetry with locally supplied front panels; customer may purchase Viking Professional handles or opt for custom handles

Optional accessories

- Professional handle kit for custom panel model
 - Available in stainless steel
- Four-piece pan set with lids



Free up precious cold real estate with plenty of extra room for tall bottles and large containers.



VURD1441D/1441T

DFRD1441D
Custom Panel
Model



DFRD1441D – custom panel
refrigerated drawers with
custom handles



15" wide refrigerated beverage centers



With adjustable shelves and adjustable temperature control, the 15" wide beverage centers offer handy cold storage.

Always have your whites, lagers, or juices on hand and chilled to refreshing perfection. Indoors or out, these models can turn a small space into a big time.

Professional features

- Two full-depth adjustable wire shelves pull out for easy access
- One full-depth, tempered glass shelf creates a distinct temperature zone for wine storage
- Hidden touchpad electronic controls with LED digital temperature readout
 - Inside temperature can be adjusted from 40-65 degrees F (4-18 degrees C)
 - TruProtect™ system signals if door is left open or if temperature is out of set range
 - Sabbath mode disables audible tones, LED display, and lights
 - Temperature can be displayed in either Fahrenheit and Celsius
- Low-E argon-filled glass doors (glass door models)
- Low-intensity interior lighting turns on when door is opened or can be set for display lighting
- Wine rack in bottom cradles four bottles horizontally
- 3.0 cubic feet of storage

Professional-style construction

- Undercounter or freestanding installation
- Heavy-duty, commercial-style handle on Professional model
- Must be ordered either right- or left-hinge (specify R or L after the model number)
- Can be installed as a single unit, double stacked, or

side-by-side in standard depth residential cabinets

- Adjustable leveling legs

Agency-certified Professional outdoor model

- With the same features as the indoor unit, a stainless steel exterior cabinet surrounds the unit and forms a water-resistant seal
- Insulated electrical terminals, sealed electrical contacts, and a water-resistant thermostat provide optimal performance in all weather elements
- Normal operating range is between 40 and 110 degrees F (4.4 and 43.4 degrees C); it is recommended that the unit be shut off in temperatures above 110 degrees F (43.4 degrees C) and below 40 degrees F (4.4 degrees C)

Custom panel model

- Blends seamlessly into cabinetry with locally supplied front panels; customer may purchase Viking Professional handle, or opt for custom handle

Optional accessories

- Professional handle kit for custom panel model
 - Available in stainless steel
- Trim kit for 18" wide cutout



VUAR1531D/1531T
Solid Door



VUAR1541C
Clear Glass





VUAR1541C – refrigerated
beverage center



DFUR1541C
Custom Panel Model
Professional Handle
Clear Glass



24" wide refrigerated beverage centers



Whether pulling the cork on a buttery Chardonnay or popping open a soda, the proper temperature makes all the difference. The 24" wide beverage centers offer enough capacity to keep any party going, and adjustable temperature controls ensure every sip poured will be exactly cold enough.

Professional features

- Top wire shelf has 6 1/2" flip-up section to chill or store open wine bottles or large containers
- One full-depth, tempered glass shelf, combined with the top two wire shelves, hold 128 12-oz. cans
- Full-depth shelf creates distinct temperature zones for wine storage
- Hidden touchpad electronic controls with LED digital temperature readout
 - Inside temperature can be adjusted from 40-65 degrees F (4-18 degrees C)
 - TruProtect™ system signals if door is left open or if temperature is out of set range
 - Sabbath mode disables audible tones, LED display and lights
 - Temperature can be displayed in either Fahrenheit and Celsius
- Two wine shelves in bottom cradle 12 bottles horizontally
 - Shelves can be removed to store large bottles
- 6.1 cubic feet of storage

Professional-style construction

- Undercounter or freestanding installation
- Heavy-duty, commercial-style handle on Professional model

- Must be ordered either right- or left-hinge (specify R or L after model number)
- Can be installed as a single unit, double stacked, or side-by-side in standard depth residential cabinets
- Adjustable leveling legs

Agency-certified Professional outdoor model

- With the same features as the indoor unit, a stainless steel exterior cabinet surrounds the unit and forms a water-resistant seal
- Insulated electrical terminals, sealed electrical contacts, and a water-resistant thermostat provide optimal performance in all weather elements
- Normal operating range is between 40 and 110 degrees F (4.4-43.4 degrees C); it is recommended that the unit be shut off in temperatures above 110 degrees F (43.4 degrees C) and below 40 degrees F (4.4 degrees C)

Custom panel model

- Blends seamlessly into cabinetry with locally supplied front panels; customer may purchase Viking Professional handle or opt for custom handle

Optional accessories

- Professional handle kit for custom panel model
 - Available in stainless steel



VUAR143ID/VUAR143IT
Solid Door

VUAR1441C
Clear Glass

VUAR1441F
Fluted Glass



VUAR1431C – refrigerated
beverage center



DFUR1441C
Custom Panel Model
Professional Handle
Clear Glass



24" wide refrigerated beverage centers with ice maker



Keep the night sparkling with a steady supply of crisp, clean ice and cold refreshment. The beverage centers equipped with ice maker offer a one-stop party armory. And the outdoor model will even keep those summer nights cool.

Professional features

- Inside temperature can be adjusted from 33 to 45 degrees F (0.6 to 7.2 degrees C) in beverage section and 5 to 15 degrees F (-15 to -9.4 degrees C) in ice maker section
- Automatic cycle defrost
- 6.1 cubic feet of storage
 - One full-depth removable wire shelf
 - Three door shelves
- Ice maker producer 2 lb. of ice per day
- Ice bin stores up to 5 lb. of ice

Professional-style construction

- Undercounter or freestanding installation
- Heavy-duty, commercial-style handle on Professional model
- Can be installed as a single unit, double stacked, or side-by-side in standard depth residential cabinets
- Adjustable leveling legs

Agency-certified Professional outdoor model

- With the same features as the indoor unit, a stainless steel exterior cabinet surrounds the unit and forms a water-resistant seal
- Insulated electrical terminals, sealed electrical contacts, and a water-resistant thermostat provide optimal performance in all weather elements

Custom panel model

- Blends seamlessly into cabinetry with locally supplied front panels; customer may purchase Viking Professional handle or opt for custom handle

Optional accessory

- Professional handle kit for custom panel model
 - Available in stainless steel



VURI1401D/VURI1401T
Solid Door



DFRI1401D
Custom Panel Model
Custom Handle





VUR1401D – refrigerated beverage center with ice maker in Stone Gray



Shaken, stirred, or bottled – the beverage center with ice maker ensures every drink you serve will be perfectly refreshing.



Built-in 30" wide full-height wine cellars



Viking full-height wine cellars provide the most secure environment for your most precious liquid assets. Adjustable temperature zones, humidity control, and ultraviolet protection keep up to 150 bottles of your favorite varietals safe from harmful light, heat, and vibration. And you won't have to negotiate any dark staircases to find tonight's perfect pairing.

Professional features

Temperature control

- Exclusive TriTemp™ Storage System provides three independent temperature zones
 - Preserves different types of wine at optimal serving temperatures
 - Settings are adjustable in each zone from 43 to 65 degrees F (6 to 18 degrees C)
- Electronic control center constantly monitors and maintains the set temperature in each zone within 1.5 degrees F (.83 degrees C)
- Exclusive glass control pad

Shelving/Capacity

- 15 shelves accommodate up to 150 full-size wine bottles horizontally, keeping corks moist
 - Stores standard, magnum, and half-size bottles
 - Full-width shelves pull out for easy access and are fully removable for easy cleaning
 - Exclusive – two convertible wine shelves adjust for bottle display, and are excellent for allowing bottles to settle before serving
 - Shelves are coated to reduce vibration and hold bottles snugly in place
- Solid maple facings may be finished to coordinate with surrounding cabinetry

Protection

- Maintains constant 60% humidity level
- Ultraviolet-resistant tempered glass and black interior protects wine from harmful light
- Lower zone has raised maple facings for additional ultraviolet protection
- Low-intensity interior lighting
 - Displays wine with minimal heat and light output
 - Turns on when door is opened or by switch
- High-temperature and open-door alarms may be connected to a home security system
- Keyed lock on door provides extra security

Easy maintenance and cleanup

- Removable shelves and upper grille for easy cleaning
- Power interruption switch completely turns off power to unit for safe cleaning and light tube replacement
- Front venting sealed refrigeration system works silently and efficiently
- Adjustable height lower kickplate removes to provide easy access to evaporator pan



The Viking wine cellars are available in a clear glass door or fluted glass door.



VCWB300
Clear Glass



VCWB300F
Fluted Glass



VCWB300 – full-height wine cellar



Exclusive TriTemp™ storage system preserves different types of wine at optimal serving temperatures.



Lower zone has raised maple facings for additional UV protection.



Exclusive glass
control pad



Professional-style construction

- Design and basic dimensions provide built-in appearance with standard cabinetry
- Dual magnet/spring assist door seal system automatically closes wine cellar door
- Door stops are factory set at 110 degree swing; easily adjust to 90 or 120 degree swing
- Must be ordered either right- or left-hinge (specify R or L after model number)

Custom panel models

- Blend seamlessly into cabinetry with locally supplied front panels; customer may purchase Viking Professional handle or opt for custom handle
- Fully integrated depth allows wine cellar to fit flush with countertops or cabinet and drawer fronts
- Concealed trim allows wine cellar to be fully integrated with no visible cabinet trim exposed

Optional accessories

- Professional handle kit for custom panel models
 - Available in stainless steel
- Professional stainless steel side panel kits
- Stainless steel top kit

The Viking custom front wine cellars are available in a clear glass door or fluted glass door.



DFWB300F
Custom Panel Model
Professional Handle
Fluted Glass



DFWB300 – custom panel
wine cellar with custom handle



The Electronic Control Center maintains the desired temperature in each zone within 1.5 degrees F.



Coated shelves reduce
vibration and hold bottles
snugly in place.

15" wide wine cellars



Cellar temperature is a far cry from refrigerator temperature, and room temperature for serving isn't quite room temperature for most homes. So what's the casual, yet discerning wine collector to do? Install a Viking 15" wide wine cellar. This undercounter model stores up to 24 bottles at the perfect serving temperature, corks moist, ready for toasting.

Professional features

- Six wire shelves store up to 24 wine bottles horizontally, keeping corks moist
 - Roller rack shelves extend for easy loading and unloading
 - Shelves are coated to reduce vibration and hold bottles snugly in place
 - Shelves can be removed to store large bottles
 - Locks on racks prevent shelves from being removed inadvertently
- Hidden touchpad electronic controls with LED digital temperature readout
 - Inside temperature can be adjusted from 40-65 degrees F (4-18 degrees C)
 - TruProtect™ system signals if door is left open or if temperature is out of set range
 - Sabbath mode disables audible tones, LED display and lights
 - Temperature can be displayed in either Fahrenheit or Celsius
- Low-E argon-filled glass doors protect wine from harmful light
- Maple wood facings provide additional ultraviolet protection and may be finished to coordinate with surrounding cabinetry

- Low intensity interior lighting
 - Displays wine with minimal heat and light output
 - Turns on when door is opened or by switch
- Keyed door lock provides protection for stored wines

Professional-style construction

- Undercounter or freestanding installation
- Heavy-duty, commercial-style handle on Professional model
- Can be installed as a single unit, double stacked, or side-by-side in standard depth residential cabinets
- Must be ordered either right- or left-hinge (specify R or L after the model number)
- Adjustable leveling legs

Custom panel model

- Blends seamlessly into cabinetry with locally supplied front panels; customer may purchase Viking Professional handle or opt for custom handle

Optional accessories

- Professional handle kit for custom panel model
 - Available in stainless steel
- Trim kit for 18" wide cutout



VUWC1541C
Clear Glass



VUWC1541C – undercounter wine cellar



DFUW1541C
Custom Panel Model
Professional Handle
Clear Glass



24" wide dual and single zone wine cellars



Not every wine enthusiast has the luxury of subterranean storage. But thanks to Viking 24" wide wine cellars, your collection can go undercounter instead of underground. Store your vintages at the perfect temperature, so you can pull every cork with confidence.

Professional features

- Six wire shelves store wine bottles horizontally, keeping corks moist
 - Single zone model holds 54 bottles; dual zone model holds 44 bottles
 - Roller rack shelves extend for easy loading and unloading
 - Shelves are coated to reduce vibration and hold bottles snugly in place
 - Shelves can be removed to store large bottles
 - Locks on racks prevent shelves from being removed inadvertently
- Hidden touchpad electronic controls with LED digital temperature readout
 - TruProtect™ system signals if door is left open or if temperature is out of set range
 - Sabbath mode disables audible tones, LED display and lights
 - Temperature can be displayed in either Fahrenheit or Celsius

Dual Zone model

- Inside temperature can be adjusted from 40-65 degrees F (4-18 degrees C) in each compartment; same adjustment for entire single zone model
- Low-E argon-filled glass doors protect wine from harmful light
- Maple wood facings provide additional ultraviolet protection and may be finished to coordinate with surrounding cabinetry
- Low intensity interior lighting
 - Displays wine with minimal heat and light output
 - Turns on when door is opened or by switch
- Keyed door lock provides protection for stored wines

Professional-style construction

- Undercounter or freestanding installation
- Heavy-duty, commercial-style handle on Professional model; distinctive, ergonomically designed handle on Designer model
- Must be ordered either right- or left-hinge (specify R or L after model number)
- Can be installed as a single wine cellar, double stacked, or side-by-side in standard depth residential cabinets
- Adjustable leveling legs

Agency-certified outdoor model (single zone only)

- With the same features as the indoor unit, a stainless steel exterior cabinet surrounds the unit and forms a water-resistant seal
- Insulated electrical terminals, sealed electrical contacts, and a water-resistant thermostat provide optimal performance in all weather elements
- Normal operating range is between 40 and 110 degrees F (4.4 and 43.4 degrees C); it is recommended that the unit be shut off in temperatures above 110 degrees F (43.4 degrees C) and below 40 degrees F (4.4 degrees C)

Custom panel models

- Blend seamlessly into cabinetry with locally supplied front panels; customer may purchase Viking Professional handle or opt for custom handle

Optional accessories

- Professional handle kit for custom panel models
 - Available in stainless steel



VUWC1441C
Clear Glass



VUWC1441F
Fluted Glass



VUWC2441C
Clear Glass



VUWC2441F
Fluted Glass





VUWC1441C – undercounter
wine cellar



DFUW1441C
Custom Panel Model
Professional Handle
Clear Glass



DFUW2441C
Custom Panel Model
Clear Glass



15" wide ice machine



Never underestimate the ice cube, for ice is truly the life of any party. No matter how lively the conversation is, nobody's sticking around for tepid margaritas. The Viking ice machine ensures you have a steady supply of crisp, clean ice all night long. So you can concentrate on your mixology instead of dashing out to the convenience store.



Professional features

- Produces up to 35 lb. of clear ice in 24 hours
- 3/4" cube thickness
- 35 lb. capacity ice bin
- Draining process automatically removes old ice
 - Ice collects in the bin, then gradually melts through the drain to ensure a constant supply of fresh ice
- Heavy-duty ice scoop
- Equipped with cleaning mode

Professional-style construction

- Undercounter or freestanding installation
- Heavy-duty, commercial-style handle on Professional model; distinctive, ergonomically designed handle on Designer model
- Permanently lubricated sealed compressor and pump ensure long life and professional performance
- Stainless steel ice cutter
- Must be ordered either right- or left-hinge (specify R or L after model number)
- Adjustable leveling legs

Agency-certified Professional outdoor model


- Stainless steel exterior cabinet surrounds unit and forms water-resistant seal
- Insulated electrical terminals, sealed electrical contacts, and a water-resistant thermostat provide optimal performance in all weather elements
- Normal operating range is between 45 and 110 degrees F (7.2 and 42 degrees C); it is recommended that the unit be shut off in temperatures above 110 degrees F (43.4 degrees C) and below 40 degrees F (4.4 degrees C)
- Kickplate and covered ice bin fronts are stainless steel

Custom panel model

- Blends seamlessly into cabinetry with locally supplied front panels; customer may purchase Viking Professional handle or opt for custom handle

Optional accessories

- Professional handle kit for custom panel model
 - Available in stainless steel
- Trim kit for 18" wide cutout
- Sealed reservoir drain pump
 - For use when a floor drain is not available



The Replacement Collection icon indicates this product can be installed in existing cutouts with little or no cabinetry alterations.



Draining process melts old ice, ensuring a constant supply of clear ice.



VUIM1531D – ice machine



VUIM1531D/VUIM1531T



DFIM1531
Custom Panel Model



24" wide refrigerated beverage dispensers



There are a number of excellent reasons to own a Viking beverage dispenser: the Super Bowl, Final Four, Indy 500, Masters, World Series, and every weekend in between. Available as a built-in or portable unit, the beverage dispenser keeps a half-barrel of your favorite frosty beverage on tap. Now that's entertainment.

Professional features

- Built-in or portable models available
- Spacious interior holds up to one half-barrel
- Includes an easy-to-clean and use stainless steel dispensing tower
- Threaded tower tap handle allows custom handles to be installed
- Portable model is easily moved by four heavy-duty casters, two that may be locked
- Packaged with a filled 5 lb. (2.3 kg) CO₂ cylinder, keg coupler, air line with clamps, and a single-gauge regulator

Agency-certified for outdoor use

- Stainless steel exterior cabinet surrounds the unit and forms a water-resistant seal
- Insulated electrical terminals, sealed electrical contacts, and a water-resistant thermostat provide optimal performance in all weather elements
- Normal operating range is between 40 and 110 degrees F (4.4 and 43.4 degrees C); it is recommended that the unit be shut off in temperatures above 110 degrees F (43.4 degrees C) and below 40 degrees F (4.4 degrees C)
- Factory set for the ideal beverage storage temperature of 38 degrees F (3.3 degrees C)
- Temperature adjustable from 35 to 54 degrees F (2 to 12 degrees C)

Optional accessories

- 1-qt. cleaning kit to clean lines and faucet
 - Includes 1-qt. cleaner, tap and line cleaner, faucet wrench, and faucet brush
- 4-oz. bottle of tap and line cleaning solution
- Faucet lock with keyed entry



VRBD1431T – portable beverage dispenser



VUBD1401T
Built-in Model

VRBD1431T
Portable Model



VRBD1401T – built-in
beverage dispenser



Design integrity



Consistency in both performance and design should be a major consideration when building or remodeling a home. With the complete Viking indoor or outdoor kitchen, every single product works together in form and function with the same level of excellence. It's something Viking calls Design Integrity™.

Viking is the only company that offers complete ultra-premium kitchens — so Viking is also the only company that can offer truly consistent design, while delivering the quality and performance that makes Viking the true market leader. Across all product categories, the knobs, handles, bezels, curves, angles, and lines all follow the same design cues — even the grain of stainless is the same from product to product. This enables the designer to create a perfectly harmonious kitchen in one of three Viking product offerings — Professional Indoor, Designer Indoor, or Professional Outdoor.

You wouldn't install mismatched cabinets and drawers or countertops. Yet design differences are even more dramatic between multiple appliance manufacturers. Traditional or contemporary. Stainless or color finish. No matter the look you're going for, no one can match the Viking kitchen and Viking Design Integrity.


Exclusive finishes

Refrigeration products

■ Built-in refrigerator/freezers

- Available in Stainless Steel (SS), Black (BK), White (WH), Metallic Silver (MS), Graphite Gray (GG), Stone Gray (SG), Taupe (TP), Biscuit (BT), Cotton White (CW), Oyster Gray (OG), Golden Mist (GM), Lemonade (LE), Sage (SA), Mint Julep (MJ), Sea Glass (SE), Iridescent Blue (IB), Viking Blue (VB), Pumpkin (PM), Racing Red (RR), Apple Red (AR), Burgundy (BU), Plum (PL), Chocolate (CH), and Cobalt Blue (CB)
- Built-in refrigerator/freezers may be ordered with Brass Accent (BR) for nameplate and handle endcaps

- Freestanding refrigerator/freezers, refrigerated drawers, refrigerated beverage centers, undercounter wine cellars, and ice machines are available in Stainless Steel (SS) only
- 15" w. refrigerated beverage centers and undercounter wine cellars are available in a clear glass door with a stainless steel frame
- 24" w. refrigerated beverage centers and undercounter wine cellars are available in a clear or fluted glass door with a stainless steel frame
- Built-in full-height wine cellars
 - Available in a clear or fluted glass door with a stainless steel frame
 - May be ordered with Brass Accent (BR) for nameplate and handle endcaps



Warranty highlights

Outdoor refrigeration products

- Refrigerated beverage centers, refrigerated drawers, under-counter wine cellars, ice machine, and beverage dispensers are available in solid door option only, in Stainless Steel (SS)
- Viking uses the most up-to-date process and best materials available to produce all color finishes, however, slight color variation may be noticed because of inherent differences in painted parts and porcelain parts, as well as differences in room lighting, product locations, and other factors

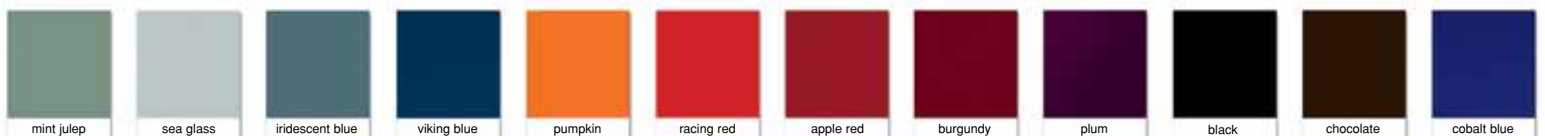
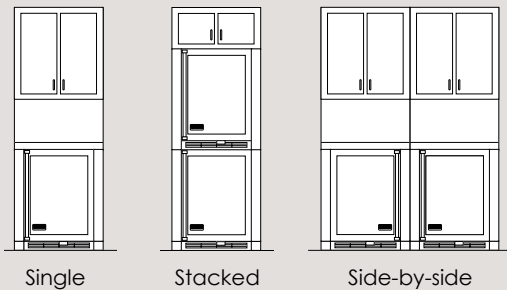
Indoor refrigeration products

- Two-year full covers complete unit
- Lifetime limited – stainless steel exterior
- Six-year full – sealed refrigeration system
- Twelve-year limited – sealed refrigeration system (includes compressor, condenser, dryer/strainer, evaporator, and connecting tubing)
- Ninety-day limited – cosmetic parts such as glass, painted items, and decorative items

Outdoor refrigeration products

- One-year full covers complete unit
- Lifetime limited – stainless steel exterior
- Five-year limited – sealed refrigeration system
- Ninety-day limited – cosmetic parts such as glass, painted items, and decorative items

Refrigerated beverage centers and undercounter wine cellars – installation configurations



Basic specifications – built-in bottom-mount refrigerator/freezers

Description	36" WIDE BUILT-IN BOTTOM-MOUNT	
	VBB536 Professional	VIBB536 Professional Integrated
Overall Width	36" (91.4 cm)	
Overall Height	82 3/4" (210.2 cm) minimum; 84 1/16" (213.5 cm) maximum	
Overall Depth from Rear	To front edge of side trim – 22 3/16" (56.4 cm) To front of top grille – 24 11/16" (62.7 cm) To end of handle bracket – 27 1/4" (69.2 cm)	To front edge of side trim – 23 3/8" To front of top grille – 24" To end of handle bracket – 26 1/2"
Cutout Width	35 1/2" (90.2 cm) minimum; 35 3/4" (90.8 cm) maximum	36" (91.4 cm)
Cutout Height	82 7/8" (210.5 cm) minimum; 84 1/16" (213.5 cm) maximum	
Cutout Depth	24" (61.0 cm)	
Electrical Requirements	115VAC/60Hz – 5' (152.4 cm); 3-wire cord with grounded 3-prong plug attached to product	
Maximum Amp Usage	9.9 amps	
Inlet Water Requirement	1/4" copper tubing – 20 psi minimum; 120 psi maximum	
Overall Interior Capacity	Refrigerator – 15.2 cu. ft. (430.2 L); Freezer – 5.1 cu. ft. (144.3 L); Total capacity – 20.3 cu. ft. (574.5 L)	
Approximate Shipping Weight	565 lb. (254.3 kg)	

* Custom panel models (with 3/4" panels) fit flush in 25" deep cabinet openings with no protrusion into room, except for handles. They can be installed in standard 24" deep openings with the door face and top grille protruding 3/4" into the room.

REFRIGERATOR/FREEZERS	
	DFBB536 Custom Panel
(59.4 cm) (61.0 cm) (67.3 cm)	To front edge of side trim – 23 3/8" (59.4 cm) To front of top grille – 24 3/4" (62.9 cm) To front edge of door trim – 24" (61.0 cm)
	25" (63.5 cm)*
	500 lb. (225.0 kg)

Basic specifications – built-in side-by-side refrigerator/freezers

Description	42" WIDE BUILT-IN SIDE-BY-SIDE	
	VCSB542 Professional	VISB542 Professional Integrated
Overall Width	42" (106.7 cm)	
Overall Height	82 3/4" (210.2 cm) minimum; 84 1/16" (213.5 cm) maximum	
Overall Depth from Rear	To front edge of side trim – 22 3/16" (56.4 cm) To front of top grille – 24 11/16" (62.7 cm) To end of handle bracket – 27 1/4" (69.2 cm)	To front edge of side trim – 23 3/8" To front of top grille – 24" To end of handle bracket – 26 1/2"
Cutout Width	41 1/2" (105.4 cm) minimum; 41 3/4" (106 cm) maximum	42" (106.7 cm)
Cutout Height	82 7/8" (210.5 cm) minimum; 84 1/16" (213.5 cm) maximum	
Cutout Depth	24" (61.0 cm)	
Electrical Requirements	115VAC/60Hz – 5' (152.4 cm); 3-wire cord with grounded 3-prong plug attached to product	
Maximum Amp Usage	9.9 amps	
Inlet Water Requirement	1/4" copper tubing – 20 psi minimum; 120 psi maximum	
Overall Interior Capacity	Refrigerator – 15.0 cu. ft. (424.5 L); Freezer – 9.0 cu. ft. (254.7 L); Total capacity – 24.0 cu. ft. (679.2 L)	
Approximate Shipping Weight	652 lb. (293.4 kg)	

Description	42" WIDE BUILT-IN SIDE-BY-SIDE REFRIGERATOR /	
	VCSB542D Professional	VISB542D Professional Integrated
Overall Width	42" (106.7 cm)	
Overall Height	82 3/4" (210.2 cm) minimum; 84 1/16" (213.5 cm) maximum	
Overall Depth from Rear	To front edge of side trim – 22 3/16" (56.4 cm) To front of top grille – 24 11/16" (62.7 cm) To end of handle bracket – 27 1/4" (69.2 cm)	To front edge of side trim – 23 3/8" To front of top grille – 24" To end of handle bracket – 26 1/2"
Cutout Width	41 1/2" (105.4 cm) minimum; 41 3/4" (106 cm) maximum	42" (106.7 cm)
Cutout Height	82 7/8" (210.5 cm) minimum; 84 1/16" (213.5 cm) maximum	
Cutout Depth	24" (61.0 cm)	
Electrical Requirements	115VAC/60Hz – 5' (152.4 cm); 3-wire cord with grounded 3-prong plug attached to product	
Maximum Amp Usage	11.5 amps	
Inlet Water Requirement	1/4" copper tubing – 20 psi minimum; 120 psi maximum	
Overall Interior Capacity	Refrigerator – 15.0 cu. ft. (424.5 L); Freezer – 8.6 cu. ft. (243.4 L); Total capacity – 23.6 cu. ft. (667.9 L)	
Approximate Shipping Weight	676 lb. (304.2 kg)	

* Custom panel models (with 3/4" panels) fit flush in 25" deep cabinet openings with no protrusion into room, except for handles. They can be installed in standard 24" deep openings with the door face and top grille protruding 3/4" into the room.

REFRIGERATOR/FREEZERS	
	DFSB542 Custom Panel
(59.4 cm) (61.0 cm) (67.3 cm)	To front edge of side trim – 23 3/8" (59.4 cm) To front of top grille – 24 3/4" (62.9 cm) To front edge of door trim – 24" (61.0 cm)
	25" (63.5 cm)*
	595 lb. (267.8 kg)

FREEZERS WITH ICE AND WATER DISPENSER	
	DFSB542D Custom Panel
(59.4 cm) (61.0 cm) (67.3 cm)	To front edge of side trim – 23 3/8" (59.4 cm) To front of top grille – 24 3/4" (62.9 cm) To front edge of door trim – 24" (61.0 cm)
	25" (63.5 cm)*
	605 lb. (272.3 kg)

Basic specifications – built-in side-by-side refrigerator/freezers

Description	48" WIDE BUILT-IN SIDE-BY-SIDE	
	VCSB548 Professional	VISB548 Professional Integrated
Overall Width	48" (121.9 cm)	
Overall Height	82 3/4" (210.2 cm) minimum; 84 1/16" (213.5 cm) maximum	
Overall Depth from Rear	To front edge of side trim – 22 3/16" (56.4 cm) To front of top grille – 24 11/16" (62.7 cm) To end of handle bracket – 27 1/4" (69.2 cm)	To front edge of side trim – 23 3/8" To front of top grille – 24" To end of handle bracket – 26 1/2"
Cutout Width	47 1/2" (120.7 cm) minimum; 47 3/4" (121.3 cm) maximum	48" (121.9 cm)
Cutout Height	82 7/8" (210.5 cm) minimum; 84 1/16" (213.5 cm) maximum	
Cutout Depth	24" (61.0 cm)	
Electrical Requirements	115VAC/60Hz – 5' (152.4 cm); 3-wire cord with grounded 3-prong plug attached to product	
Maximum Amp Usage	9.9 amps	
Inlet Water Requirement	1/4" copper tubing – 20 psi minimum; 120 psi maximum	
Overall Interior Capacity	Refrigerator – 18.5 cu. ft. (523.6 L); Freezer – 8.9 cu. ft. (251.9 L); Total capacity – 27.4 cu. ft. (775.5 L)	
Approximate Shipping Weight	715 lb. (321.8 kg)	

Description	48" WIDE BUILT-IN SIDE-BY-SIDE REFRIGERATOR /	
	VCSB548D Professional	VISB548D Professional Integrated
Overall Width	48" (121.9 cm)	
Overall Height from Bottom	82 3/4" (210.2 cm) minimum; 84 1/16" (213.5 cm) maximum	
Overall Depth from Rear	To front edge of side trim – 22 3/16" (56.4 cm) To front of top grille – 24 11/16" (62.7 cm) To end of handle bracket – 27 1/4" (69.2 cm)	To front edge of side trim – 23 3/8" To front of top grille – 24" To end of handle bracket – 26 1/2"
Cutout Width	47 1/2" (120.7 cm) minimum; 47 3/4" (121.3 cm) maximum	48" (121.9 cm)
Cutout Height	82 7/8" (210.5 cm) minimum; 84 1/16" (213.5 cm) maximum	
Cutout Depth	24" (61.0 cm)	
Electrical Requirements	115VAC/60Hz – 5' (152.4 cm); 3-wire cord with grounded 3-prong plug attached to product	
Maximum Amp Usage	11.5 amps	
Inlet Water Requirement	1/4" copper tubing – 20 psi minimum; 120 psi maximum	
Overall Interior Capacity	Refrigerator – 18.5 cu. ft. (523.6 L); Freezer – 8.6 cu. ft. (243.4 L); Total capacity – 27.1 cu. ft. (767.0 L)	
Approximate Shipping Weight	735 lb. (330.8 kg)	

* Custom panel models (with 3/4" panels) fit flush in 25" deep cabinet openings with no protrusion into room, except for handles. They can be installed in standard 24" deep openings with the door face and top grille protruding 3/4" into the room.

REFRIGERATOR/FREEZERS	
	DFSB548 Custom Panel
(59.4 cm) (61.0 cm) (67.3 cm)	To front edge of side trim – 23 3/8" (59.4 cm) To front of top grille – 24 3/4" (62.9 cm) To front edge of door trim – 24" (61.0 cm)
	25" (63.5 cm)*
	650 lb. (292.5 kg)

FREEZERS WITH ICE AND WATER DISPENSER	
	DFSB548D Custom Panel
(59.4 cm) (61.0 cm) (67.3 cm)	To front edge of side trim – 23 3/8" (59.4 cm) To front of top grille – 24 3/4" (62.9 cm) To front edge of door trim – 24" (61.0 cm)
	25" (63.5 cm)*
	675 lb. (303.8 kg)

Basic specifications – built-in all refrigerators and all freezers

Description	30" WIDE BUILT-IN ALL REFRIGERATORS	
	VCRB530/VCFB530 Professional	VIRB530/VIFB530 Professional Integrated
Overall Width	30" (76.2 cm)	
Overall Height	82 3/4" (210.2 cm) minimum; 84 1/16" (213.5 cm) maximum	
Overall Depth from Rear	To front edge of side trim – 22 3/16" (56.4 cm) To front of top grille – 24 11/16" (62.7 cm) To end of handle bracket – 27 1/4" (69.2 cm)	To front edge of side trim – 23 3/8" To front of top grille – 24" To end of handle bracket – 26 1/2"
Cutout Width	29 1/2" (74.9 cm) minimum; 29 3/4" (75.6 cm) maximum	30" (76.2 cm)
Cutout Height	82 7/8" (210.5 cm) minimum; 84 1/16" (213.5 cm) maximum	
Cutout Depth	24" (61.0 cm)	
Electrical Requirements	115VAC/60Hz – 5' (152.4 cm); 3-wire cord with grounded 3-prong plug attached to product	
Maximum Amp Usage	9.1 amps	VIRB – 9.9 amps; VIFB – 6.5 amps
Inlet Water Requirement	VCFB Only – 1/4" copper tubing – 20 psi minimum; 120 psi maximum	VIFB Only – 1/4" copper tubing – 20 psi 120 psi maximum
Overall Interior Capacity	Refrigerator – 18.2 cu. ft. (515.1 L); Freezer – 15.9 cu. ft. (450.0 L)	
Approximate Shipping Weight	VCRB – 505 lb. (227.3 kg); VCFB – 530 lb. (238.5 kg)	VIRB – 505 lb. (227.3 kg); VIFB – 530 lb.

Note: See Installation Instructions for information on dual installations.

Description	36" WIDE BUILT-IN ALL REFRIGERATORS	
	VCRB536/VCFB536 Professional	VIRB536/VIFB536 Professional Integrated
Overall Width	36" (91.4 cm)	
Overall Height	82 3/4" (210.2 cm) minimum; 84 1/16" (213.5 cm) maximum	
Overall Depth from Rear	To front edge of side trim – 22 3/16" (56.4 cm) To front of top grille – 24 11/16" (62.7 cm) To end of handle bracket – 27 1/4" (69.2 cm)	To front edge of side trim – 23 3/8" To front of top grille – 24" To end of handle bracket – 26 1/2"
Cutout Width	35 1/2" (90.2 cm) minimum; 35 3/4" (90.8 cm) maximum	36" (91.4 cm)
Cutout Height	82 7/8" (210.5 cm) minimum; 84 1/16" (213.5 cm) maximum	
Cutout Depth	24" (61.0 cm)	
Electrical Requirements	115VAC/60Hz – 5' (152.4 cm); 3-wire cord with grounded 3-prong plug attached to product	
Maximum Amp Usage	9.5 amps	VIRB – 9.9 amps; VIFB – 6.5 amps
Inlet Water Requirement	VCFB Only – 1/4" copper tubing – 20 psi minimum; 120 psi maximum	VIFB Only – 1/4" copper tubing – 20 psi 120 psi maximum
Overall Interior Capacity	Refrigerator – 22.8 cu. ft. (645.2 L); Freezer – 19.1 cu. ft. (540.5 L)	
Approximate Shipping Weight	VCRB – 570 lb. (256.5 kg); VCFB – 585 lb. (263.3 kg)	VIRB – 570 lb. (256.5 kg); VIFB – 585 lb.

AND ALL FREEZERS	
	DFRB530/DFFB530 Custom Panel
(59.4 cm) (61.0 cm) (67.3 cm)	To front edge of side trim – 23 3/8" (59.4 cm) To front of top grille – 24 3/4" (62.9 cm) To front edge of door trim – 24" (61.0 cm)
minimum;	DFFB Only – 1/4" copper tubing – 20 psi minimum; 120 psi maximum
(238.5 kg)	425 lb (191.3 kg)

AND ALL FREEZERS	
	DFRB536/DFFB536 Custom Panel
(59.4 cm) (61.0 cm) (67.3 cm)	To front edge of side trim – 23 3/8" (59.4 cm) To front of top grille – 24 3/4" (62.9 cm) To front edge of door trim – 24" (61.0 cm)
minimum;	DFFB Only – 1/4" copper tubing – 20 psi minimum; 120 psi maximum
(263.3 kg)	500 lb (225.0 kg)

Basic specifications – freestanding refrigerator/freezers

Description	36" WIDE FREESTANDING BOTTOM-MOUNT REFRIGERATOR/FREEZERS	
	VCBF136/VCFF136	
Overall Width	35 5/8" (90.5 cm)*	
Overall Height	70 1/8" (178.1 cm)**	
Overall Depth from Rear to Front of Door	26 3/4" (67.9 cm)	
Cutout Width	36" (91.4 cm)	
Cutout Height	70 1/2" (179.0 cm)	
Cutout Depth	24" (61.0 cm)	
Electrical Requirements	115VAC/60Hz, 15 amp dedicated circuit; 3-wire cord with grounded 3-prong plug attached to product	
Maximum Amp Usage	7.9 amps	
Inlet Water Requirement	1/4" copper tubing inlet waterline; 35 psi minimum; 100 psi maximum	
Overall Interior Capacity	Bottom-mount Refrigerator – 14.4 cu. ft. (407.5 L) Freezer – 5.5 cu. ft. (155.7 L) Total capacity – 19.9 cu. ft. (563.2 L)	French-door bottom-mount Refrigerator – 14.1 cu. ft. (399.0 L) Freezer – 5.5 cu. ft. (155.7 L) Total capacity – 19.6 cu. ft. (554.7 L)
Approximate Shipping Weight	327 lb. (147.2 kg)	

* Adding accessory side panels increases overall width to 35 7/8" (91.1 cm)

** Adding accessory tops/grilles increases overall height to 71 7/8" (182.6 cm)

Description	36" WIDE FREESTANDING SIDE-BY-SIDE REFRIGERATOR/FREEZER WITH ICE AND WATER DISPENSER
	VCSF136D
Overall Width	35 5/8" (90.5 cm)*
Overall Height	68 1/2" (174.0 cm)**
Overall Depth from Rear to Front of Door	27 1/2" (69.9 cm)
Cutout Width	36" (91.4 cm)
Cutout Height	69" (175.3 cm)
Cutout Depth	24 1/2" (62.2 cm)
Electrical Requirements	115VAC/60Hz, 15 amp dedicated circuit; 3-wire cord with grounded 3-prong plug attached to product
Maximum Amp Usage	6.5 amps
Inlet Water Requirement	1/4" copper tubing inlet waterline; 30 psi minimum; 120 psi maximum
Overall Interior Capacity	Refrigerator – 14.0 cu. ft. (396.2 L) Freezer – 9.1 cu. ft. (257.5 L) Total capacity – 23.1 cu. ft. (653.7 L)
Approximate Shipping Weight	304 lb. (136.8 kg)

* Adding accessory side panels increases overall width to 35 7/8" (91.1 cm)

** Adding accessory tops/grilles increases overall height to 71 7/8" (182.6 cm)

Basic specifications – refrigerated drawers

Description	24 " WIDE REFRIGERATED DRAWERS	
	VURD1441/VURD1441T Professional	DFRD1441 Custom Panel
Overall Width	23 7/8" (60.6 cm)	
Overall Height	34 1/4" (87.0 cm) minimum 35" (88.9 cm) maximum	
Overall Depth from Rear	26 7/8" (68.3 cm) to end of handle	24 1/16" (61.4 cm) to front of custom panel
Cutout Width	24" (61.0 cm)	
Cutout Height	34 1/2" (87.6 cm) minimum 35 1/8" (89.2 cm) maximum	
Electrical Requirements	115VAC/60Hz	
Maximum Amp Usage	3.3 amps	
Interior Capacity	5.8 cu. ft. (164.1 L)	
Approximate Shipping Weight	180 lb. (81.0 kg)	

15" wide undercounter beverage centers

Description	15" WIDE REFRIGERATED BEVERAGE CENTERS	
	VUAR1531/VUAR1531T/VUAR1541 Professional	DFUR1541 Custom Panel
Overall Width	14 3/4" (37.5 cm)	
Overall Height	34 1/4" (87.0 cm) minimum; 35" (88.9 cm) maximum	
Overall Depth from Rear	26 1/8" (66.4 cm) to end of handle	DFUR: 23 7/16" (59.5 cm) to front of custom panel
Cutout Width	15" (38.1 cm)*	
Cutout Height	34 1/2" (87.6 cm) minimum; 35 1/8" (89.2 cm) maximum	
Cutout Depth	24" (61.0 cm)	
Electrical Requirements	115VAC/60Hz	
Maximum Amp Usage	3.0 amps	
Maximum Storage Capacity	3.0 cu. ft. (84.9 L)	
Approximate Shipping Weight	110 lb. (49.5 kg)	

* 15" (38.1 cm) width for cabinet only. If door is recessed between cabinets, cutout must be 15 1/4" (38.7 cm).

Basic specifications – 24" wide undercounter beverage centers

Description	24 " WIDE REFRIGERATED BEVERAGE CENTERS	
	VUAR1431/VUAR1431T/VUAR1441 Professional	DFUR1441 Custom Panel
Overall Width	23 7/8" (60.6 cm)	
Overall Height	34 1/4" (87.0 cm) minimum; 35" (88.9 cm) maximum	
Overall Depth from Rear	26 7/8" (68.3 cm) to end of handle	
Cutout Width	24" (61.0 cm)*	
Cutout Height	34 1/2" (87.6 cm) minimum; 35 1/8" (89.2 cm) maximum	
Cutout Depth	24" (61.0 cm)	
Electrical Requirements	115VAC/60Hz	
Maximum Amp Usage	3.3 amps	
Inlet Water Requirements	–	
Maximum Storage Capacity	6.1 cu. ft. (172.6 L)	
Approximate Shipping Weight	140 lb. (63.0 kg)	

* 24" (61.0 cm) width for cabinet only. If door is recessed between cabinets, cutout must be 24 1/4" (61.6 cm).

	24 " WIDE REFRIGERATED BEVERAGE CENTERS WITH ICE MAKER	
	VURI1401D/VURI1401T Professional	DFRI1401D Custom Panel
	26 7/8" (68.3 cm) to end of handle	24 3/16" (61.4 cm) to front of custom panel
	1/4" copper tubing inlet waterline; 35 psi minimum; 100 psi maximum	

Basic specifications – wine cellars

Description	15" WIDE UNDERCOUNTER WINE CELLARS	
	VUWC1541 Professional	DFUW1541 Custom Panel
Overall Width	14 3/4" (37.5 cm)	
Overall Height	34 1/4" (87.0 cm) minimum; 35" (88.9 cm) maximum	
Overall Depth from Rear	26 1/8" (66.4 cm) to end of handle	DFUW: 23 7/16" (59.5 cm) to front of custom panel
Cutout Width	15" (38.1 cm)*	
Cutout Height	34 1/2" (87.6 cm) minimum; 35 1/8" (89.2 cm) maximum	
Cutout Depth	24" (61.0 cm)	
Electrical Requirements	115VAC/60Hz	
Maximum Amp Usage	3.0 amps	
Maximum Storage Capacity	24 bottles	
Approximate Shipping Weight	110 lb. (49.5 kg)	

* 15" (38.1 cm) width for cabinet only. If door is recessed between cabinets, cutout must be 15 1/4" (38.7 cm).

** 24" (61.0 cm) width for cabinet only. If door is recessed between cabinets, cutout must be 24 1/4" (61.6 cm).

Description	30" WIDE FULL	
	VCWB300 Professional	
Overall Width	30" (76.2 cm)	
Overall Height	82 3/4" (210.2 cm) minimum; 84 1/16" (213.5 cm) maximum	
Overall Depth from Rear	To rear of side trim – 22 3/16" (56.4 cm) To front of top grille – 24 1/2" (62.2 cm) To front edge of handle – 27" (68.6 cm)	
Cutout Width	29 1/2" (74.9 cm)	
Cutout Height	82 7/8" (210.5 cm) minimum; 84 1/16" (213.5 cm) maximum	
Cutout Depth	24" (61.0 cm)	
Electrical Requirements	115VAC/60Hz; 5 ft. (152.4 cm); 3-wire cord with grounded 3-prong plug attached to product	
Maximum Amp Usage	2.0 amps	
Maximum Storage Capacity	150 bottles	
Approximate Shipping Weight	560 lb. (252.0 kg)	

24 " WIDE UNDERCOUNTER WINE CELLARS		
VUWC2441C/VUWC2441F Professional	VUWC1441/VUWC1441T Professional	DFUW1441/DFUW2441 Custom Panel
23 7/8" (60.6 cm)		
26 7/8" (68.3 cm) to end of handle		DFUW: 24 3/16" (61.4 cm) to front of custom panel
3.3 amps		
54 bottles		
140 lb. (63.0 kg)		

HEIGHT WINE CELLARS	
	DFWB300 Custom Panel
	To front edge of side trim – 23 13/16" (60.5 cm) To front of top grille – 24 3/4" (62.9 cm) To front edge of door trim – 24" (61.0 cm)
	25" (63.5 cm); can be installed in 24" openings – door faces and grille will protrude 3/4" (1.9 cm)

Basic specifications – ice machines

Description	15 " W I D E I C E M A C H I N E S	
	VUIM1531/VUIM1531T Professional	DFIM1531 Custom Panel
Overall Width	14 3/4" (37.5 cm)	
Overall Height	34 1/4" (87.0 cm) minimum 35" (88.9 cm) maximum	
Overall Depth from Rear	27 1/8" (68.9 cm) to end of handle bracket	24 7/16" (62.1 cm) to front of custom panel
Cutout Width	15" (38.1 cm)*	
Cutout Height	34 1/2" (87.6 cm) minimum 35 1/8" (89.2 cm) maximum	
Cutout Depth	24" (61.0 cm)	
Electrical Requirements	115VAC/60Hz	
Maximum Amp Usage	3.0 amps	
Maximum Storage Capacity	35 lb. (16 kg)	
Approximate Shipping Weight	110 lb. (49.5 kg)	

* 15" (38.1 cm) width for cabinet only. If door is recessed between cabinets, cutout must be 15 1/4" (38.7 cm).

Beverage dispensers

Description	24" WIDE BEVERAGE DISPENSERS	
	VRBD1431T Professional Portable	VUBD1401T Professional Undercounter
Overall Width	24 5/8" (62.5 cm)	23 7/8" (60.6 cm)
Overall Height (to top of tower)	52" (132.1 cm)	47 3/4" (121.3 cm) minimum 48 3/4" (123.8 cm) maximum
Overall Depth from Rear (to end of handle brackets)	27 5/8" (70.2 cm)	26 7/8" (68.3 cm)
Cutout Width (without casters)	24 3/4" (62.9 cm)	24" (61.0 cm)*
Cutout Height (without casters)	35 9/16" (90.3 cm)	34 1/8" (87.9 cm) minimum 35 1/8" (89.2 cm) maximum
Cutout Depth	24" (61.0 cm)	
Electrical Requirements	115VAC/60Hz	
Maximum Amp Usage	3.3 amps	
Maximum Storage Capacity	1/2 barrel – 15.5 gal. (58.7 L)	
Approximate Shipping Weight	177 lb. (79.7 kg)	

* 24" (61.0 cm) width for cabinet only. If door is recessed between cabinets, cutout must be 24 1/4" (61.6 cm).

To receive the most current specification sheets, call Dimension Express from your fax machine at (775) 833-3600, or visit their Web site at www.dexpress.com. Enter the code #8051 for Viking products. This will send you information on how to use the system and the corresponding model code numbers. Dimension Express Customer Service number is (775) 833-3633.

© 2010, Viking Range Corporation
Specifications subject to change without notice.



Look for the Replacement Collection icon throughout this brochure, indicating Viking products that can be installed in existing cutouts with little or no cabinetry alterations.



All refrigeration products

All models with standard equipment are design-certified for residential installation.



Viking Range Corporation

111 Front Street

Greenwood, Mississippi 38930 USA

(662) 455-1200

For product information,

call 1-888-VIKING1 (845-4641),

or visit the Viking Web site at

vikingrange.com



Follow us on   