

LT-46164

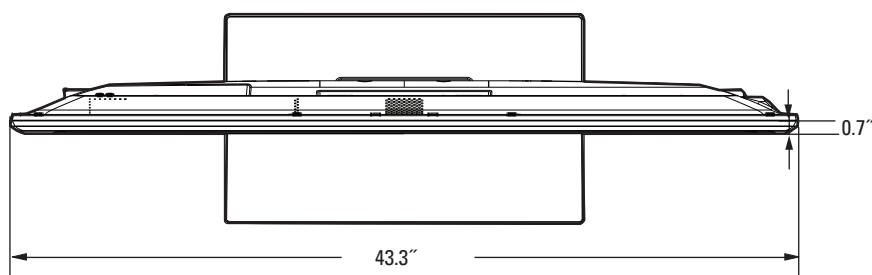
UNISEN™ IMMERSIVE SOUND LED TELEVISION



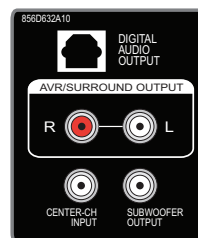
OVERALL DIMENSIONS (Approx.)

Height	Width	Depth	TV Weight	Operating Power Consumption
29.0"	43.3"	2.9"	51.7 lbs.	114 watts

TOP



BACK PANEL



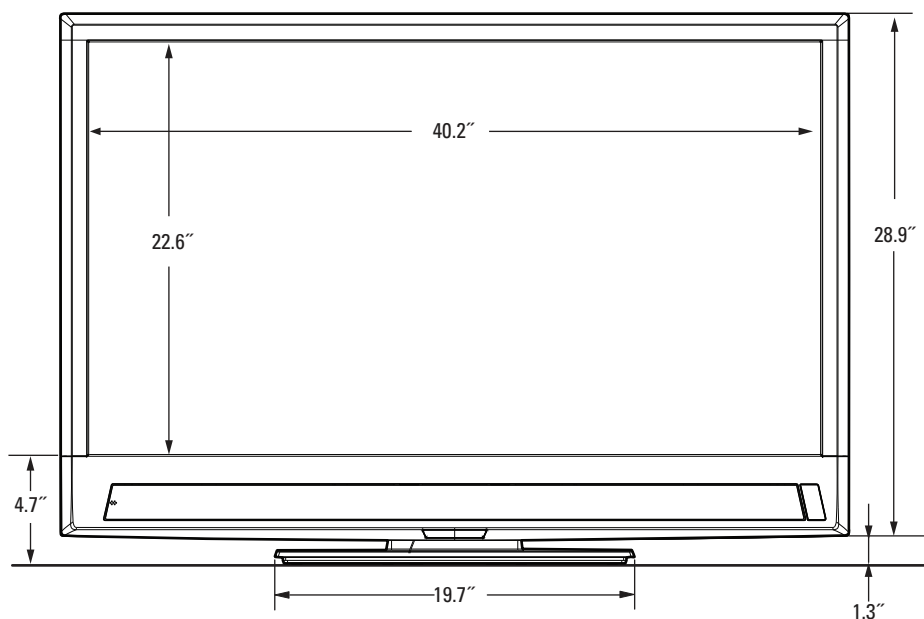
SIDE PANEL



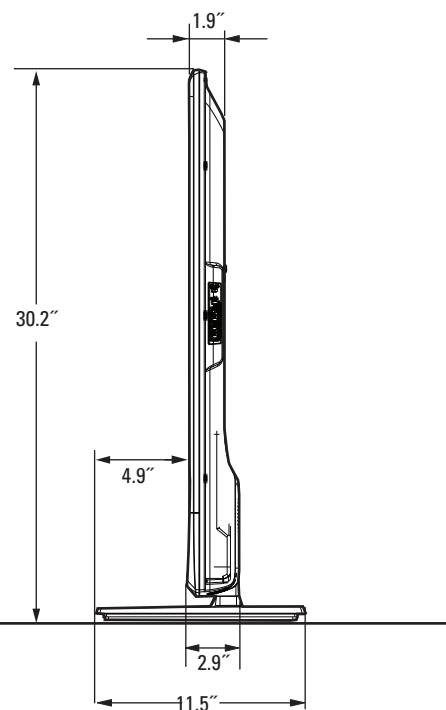
BOTTOM PANELS



FRONT



LEFT SIDE



Note: Illustrations not necessarily to scale.

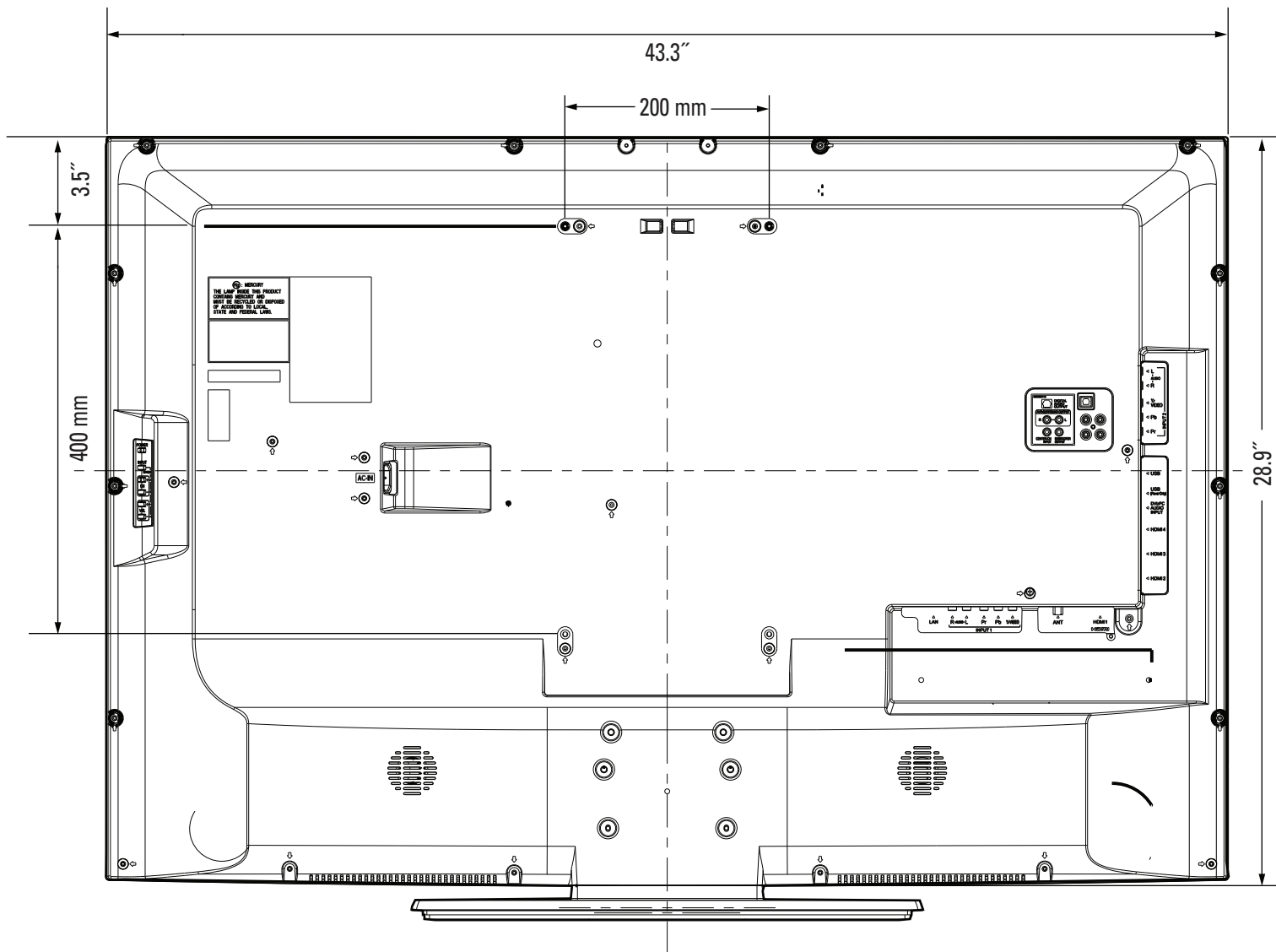
Descriptions and specifications subject to change without notice. The dimensions are approximate for general information when deciding the locations and placements of the product. When creating a custom-built environment for this product, please take exact measurements from the specific unit to be installed before doing any finished carpentry. When installing the unit, allow for air circulation, ventilation, and variations due to manufacturing tolerances. The cosmetic appearance of the product may vary from that depicted here. Not responsible for typographical or printed errors.

LT-46164

UNISEN™ IMMERSIVE SOUND LED TELEVISION



WALL-MOUNT SCREW HOLE LOCATION



Note: Illustrations not necessarily to scale.

Descriptions and specifications subject to change without notice. The dimensions are approximate for general information when deciding the locations and placements of the product. When creating a custom-built environment for this product, please take exact measurements from the specific unit to be installed before doing any finished carpentry. When installing the unit, allow for air circulation, ventilation, and variations due to manufacturing tolerances. The cosmetic appearance of the product may vary from that depicted here. Not responsible for typographical or printed errors.