

SPECIFICATIONS

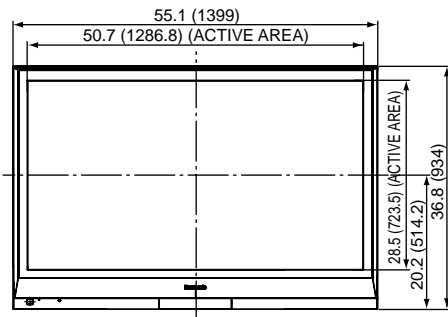
Dimensions (W x H x D)	55.1" mm x 36.8" mm x 3.9" mm (Without Pedestal)
Weight	130.1 lbs. (Without Pedestal)
Power Source	AC 120 V, 50/60 Hz
Power Consumption	655 W (Maximum) Stand-by : 0.2 W

DIMENSIONS

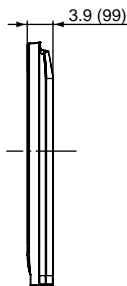
TOP View



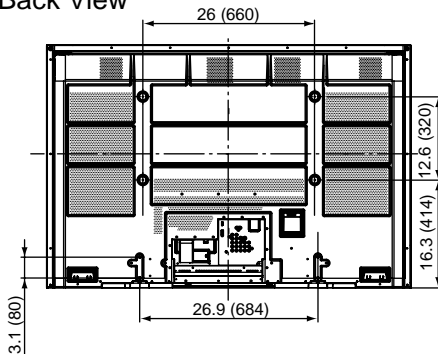
Front View



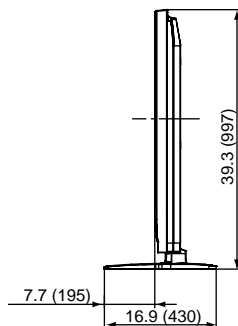
Side View



Back View

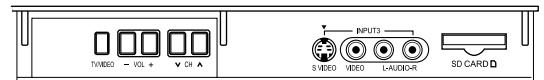


Side and top view with the pedestal attached

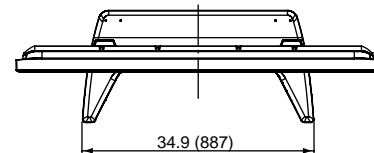
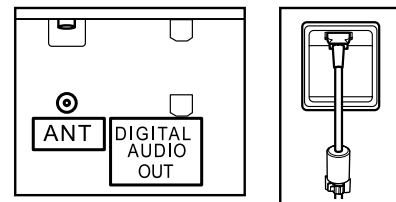
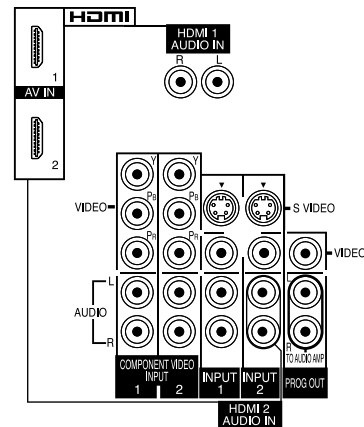


JACKS

Front Panel



Rear Panel



Note:

To make sure that the Plasma Television fits the cabinet properly when a high degree of precision is required, we recommend that you use the Plasma Television itself to make the necessary cabinet measurements. Panasonic cannot be responsible for inaccuracies in cabinet design or manufacture.

Specifications are subject to change without notice. Non-metric weights and measurements are approximate.