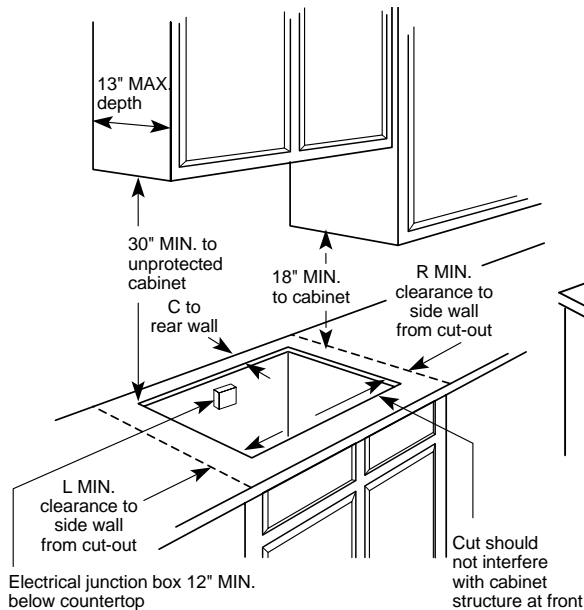




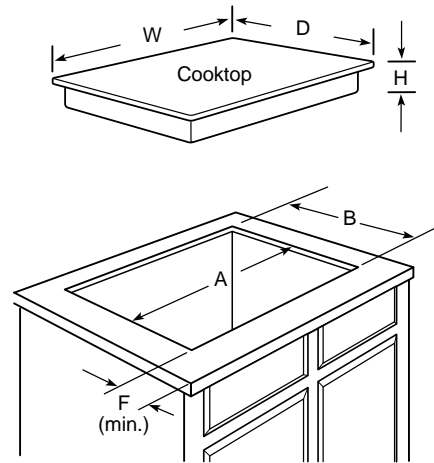
GE Appliances

JP328BF/CF/SF/WF – GE 30" Built-In Electric Cooktop

Counter Installation (in inches)



Cooktop Dimensions (in inches)



Dimensions (in inches)

Overall			Cutout		Minimum Spacing To Nearest Combustible Wall			To Edge of Front Counter (Min.)
W	D	H	A	B	C	R	L	F
30-1/4	21-1/4	3	28-1/2	19-5/8	1-3/4	2	5-1/2	3-1/2

Specification Created 10/02

KW Rating	
240V	7.4
208V	5.6
Breaker Size	
240V	40 Amps [†]
208V	30 Amps [†]

[†]**Note:** Check local codes for required breaker size

Built-In Electric Cooktops

Required free area between the bottom of the cooktop and any combustible material, i.e., shelving is 5" minimum. Free area not required when installing wall oven underneath. Requires an 18" minimum from cooktop to adjacent overhead cabinets. Units are furnished with a 48" flexible armored cable.

Cooktop models JP328WF/328BF/328CF/328SF are approved for use over GE 27" or 30" Single Wall Ovens. Refer to cooktop and wall oven installation instructions packed with product for current dimensional data.

Note: If installed with a GE Telescopic Downdraft System, consult both cooktop and downdraft installation instructions packed with product before installing. Cooktop gas/electric supply may need to be re-routed to install downdraft.

Note: The countertop must be at least 26" deep with a flat surface area of 23-1/2" or more, front to back. In addition, other clearances to the front edge of the countertop must be considered.

Filler Trim Kit – When replacing an old GE 30" cooktop (with larger opening) with models JP328WF, JP328CF, JP328BF, JP328SF, use the following one-piece trim kit to fill in the over-size hole. Available at additional cost.

JXTR31W (White)
JXTR31C (Bisque)
JXTR31B (Black)

Installation Information:

Before installing, consult installation instructions packed with product for current dimensional data.



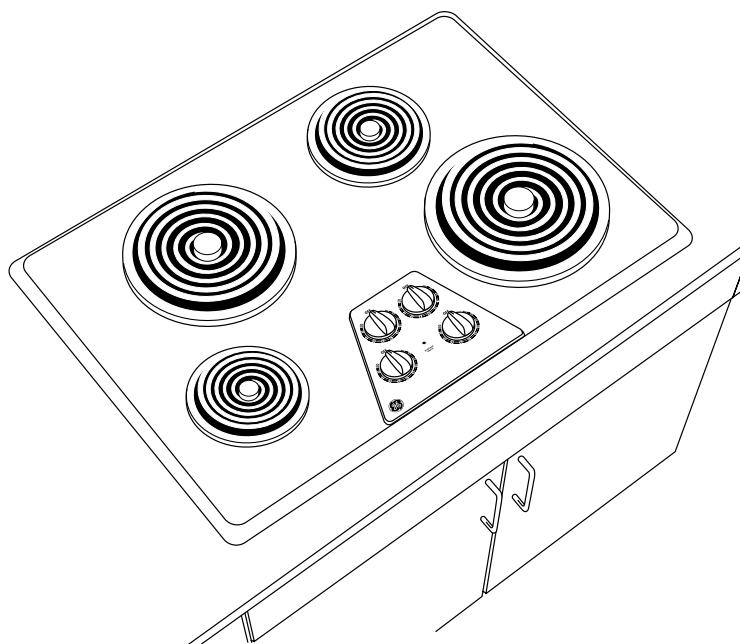
Listed by
Underwriters
Laboratories

For answers to your Monogram®, GE Profile™ or GE appliance questions, visit our website at GEAppliances.com or call GE Answer Center® service, 800.626.2000.



GE Appliances

JP328BF/CF/SF/WF – GE 30" Built-In Electric Cooktop



Features and Benefits

- 30" Porcelain-Enameled Cooktop
- Two 8" and Two 6" Plug-In Calrod® Heating Elements
- Up-Front Color-Matched Glass Control Panel
- Infinite Heat Rotary Controls
- Chrome Removable One-Piece Drip Bowls
- Heating Element "On" Indicator Light
- Model JP328BFBB – Black on black
- Model JP328CFCC – Bisque on bisque
- Model JP328SFSS – Stainless steel
- Model JP328WFWW – White on white