

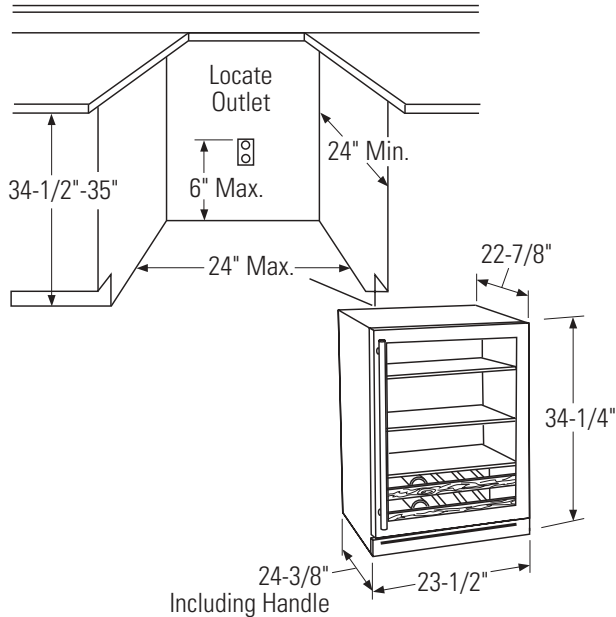


Monogram®

ZDWC240NBS – GE Monogram Stainless Steel Wine Chiller

Dimensions and Specifications (in inches)

Installation Space



The cutout depth must be 24"

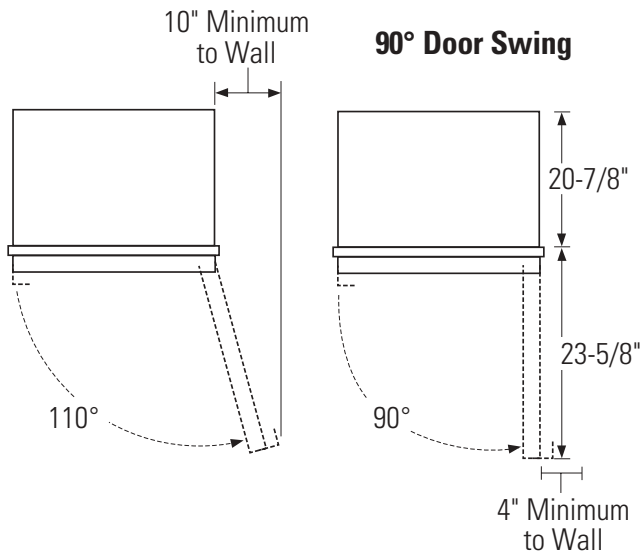
The cutout dimensions shown allows for a full door swing and access to the pull-out racks when installed as a built-in.

- The wine chiller can be installed freestanding.
- If installing between frameless cabinets, a 1/2" wide filler strip or side panel may be needed on hinge side. The filler strip will act as a spacer between the wine chiller case and adjacent cabinet door swing. The width of the opening must include the filler panels. **Note:** The door should protrude 1" beyond the surrounding cabinets.

Additional Specifications:

- A 120 volt 60Hz., 15 or 20 amp power supply is required. An individual property grounded branch circuit or circuit breaker is recommended. Install a properly grounded 3-prong electrical receptacle recessed into the back wall as shown. Electrical must be located on rear wall as shown. **Note:** GFI (ground fault interrupter) is not recommended.

Product Clearances



The wine chiller is factory set for a 110° door swing.

When installed in a corner:

- Allow 4" min. clearance on the hinge side for the 90° door swing and to allow racks to slide out.
- Allow 10" minimum clearance on the hinge side for a full 110° door swing.
- The door swing is reversible on all models. If desired, change the door swing before installation.

Choose the location:

- The wine chiller may be closed in on the top and three sides as long as the front is unobstructed for air circulation and proper access to the door.
- Do not install the wine chiller where the temperature will go below 55°F (13°C) or above 90°F (32°C).
- Do not install where it will be subject to direct sunlight, heat or moisture.

Staining Wood Drawer Fronts

The wood drawer fronts on the wine chiller may be stained to match adjacent cabinetry.

- The tinted glass will make the stained wood appear darker. A true color match can be seen only when the door is opened.



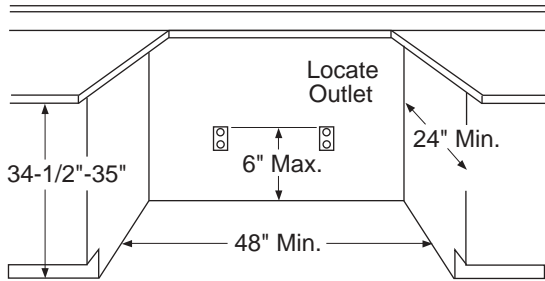


Monogram®

ZDWC240NBS – GE Monogram Stainless Steel Wine Chiller

Dimensions and Specifications (in inches)

Side-by-Side Installations



Increase storage capacity by installing two Monogram wine chillers together. Or for a complete refreshment center, install a beverage center and wine chiller together.

- A side-by-side installation requires a 48" wide opening. No trim kits required.
- Products must operate from properly grounded separate receptacles.

Grounding the Wine Chiller

IMPORTANT – (Please read carefully)

FOR PERSONAL SAFETY, THIS APPLIANCE MUST BE PROPERLY GROUNDED.

The power cord of this appliance is equipped with a 3-prong (grounding) plug which mates with a standard 3-prong (grounding) wall receptacle to minimize the possibility of electric shock hazard from this appliance.

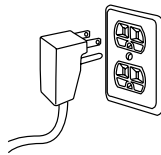
Have the wall outlet and circuit checked by a qualified electrician to make sure the outlet is properly grounded.

When a standard 2-prong wall outlet is encountered, it is your personal responsibility and obligation to have it replaced with a properly grounded 3-prong wall out.

DO NOT, UNDER ANY CIRCUMSTANCES, CUT OR REMOVE THE THIRD (GROUND) PRONG FROM THE POWER CORD.

DO NOT USE AN ADAPTER PLUG TO CONNECT THE REFRIGERATOR TO A 2-PRONG OUTLET.

DO NOT USE AN EXTENSION CORD WITH THIS APPLIANCE.



Tools Required

- #2 Phillips screwdriver
- 1" open-end wrench
- Torx screwdriver
- Flat edge tool

Hardware Supplied

- Monogram Badge
- Hardware for changing door swing



Listed by
Underwriters
Laboratories

For answers to your Monogram® GE Profile™ or GE appliance questions, visit our website at GEAppliances.com or call GE Answer Center® service, 800.626.2000.



Monogram®

ZDWC240NBS – GE Monogram Stainless Steel Wine Chiller



Features and Benefits

- Total Capacity – 57 Wine Bottles
- Adjustable Temperature Control
- 7 Full-Width Slide Out Racks
- Interior Light
- See-Thru Glass Door
- Stainless Steel Tubular Handle
- Built-In or Free-Standing Installation Options
- Model ZDWC240NBS – Stainless steel