

AWR-650-SM

Owner's Manual



Klipsch All-Weather Rock Speakers

Thank you for your purchase of this Klipsch Rock Speaker. The Klipsch All-Weather Rock speaker (AWR-650-SM) is a two-way, dual channel design using a single high performance bass driver for the low frequencies and a pair of Polymer dome high frequency tweeters for wide, even coverage.

The AWR-650-SM can be configured as a single two channel speaker or used in pairs as a single channel speaker. The AWR-650-SM is constructed of durable weather proof materials such as a fiberglass enclosure and powder coated aluminum grilles, a polymer woofer cone and polymer dome tweeters. This ensures that the speaker will look and sound good for years to come regardless of environmental extremes.

Please be sure to fill out the warranty card included with this manual or online at www.klipsch.com so we are better able to serve you.

Placement

The Klipsch All-Weather Rock speaker is perfect for lawns, gardens, patios, decks or any other place where exposure to the elements makes conventional loudspeaker usage unsuitable. Due to its aesthetic design and up-tilted orientation, this model is designed for low or ground level placement.

To achieve the best performance from a pair of AWR-650-SMs place them on the same side of your intended listening area and space them 8 to 20 feet apart. For a higher quality stereo image some degree of toe-in, toward the primary listening area, may be required to achieve the desired effect.

If a single AWR-650-SM is connected in a two channel configuration it is best to center the speaker on the preferred side for even coverage. Some additional Bass will result if you place the speakers in a corner or near a wall.

Connections



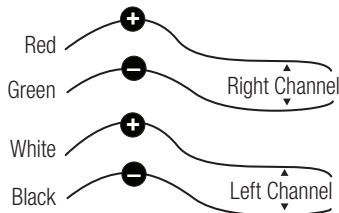
Important: Proper connection of your speakers to your amplifier is vital to obtaining good sound quality. Please follow these directions carefully.

The AWR-650-SM is provided with a 4-conductor cable to be able to connect either 1 or 2 channels. One input uses RED for positive and GREEN for negative, the other uses WHITE for positive and BLACK for negative. When connecting only 1 channel to the AWR-650-SM the RED and WHITE must be connected together for positive and BLACK and GREEN together for negative. Positive(s) and negative(s) on the speaker must be connected to the positive(s) and negative(s) respectively for your receiver/amplifier for correct phasing.

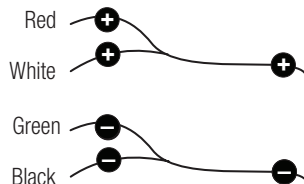


Important: Each channel on the AWR-650-SM has 8 ohm impedance. When joining the inputs for a 1 channel connection as previously described and shown below, the AWR-650-SM becomes a 4 ohm speaker. Make sure your receiver/amplifier can accept a 4 ohm (which most can).

2 Channel Wiring



1 Channel Wiring



Wire Splicing

Unless the AWR-650-SM will be connected to an amplifier/receiver directly using the 5' lead, wire splicing to a separate set of high quality, moisture resistant speaker cable will be required. Follow the following steps to connect the AWR-650-SM to an amplifier/receiver as a single channel speaker.

1. Strip away two to three inches of the AWR-650-SM 5' speaker lead outer jacket away from the individual insulated conducts.
2. Strip one half inch from each of the 4 individual conductors.
3. Twist together the stripped ends of the AWR-650-SM BLACK (negative) wire AND the AWR-650-SM GREEN (negative) wire AND the stripped end of the speaker wire connected to the negative output of the desired channel of the amplifier/receiver.
4. Cap the three wire combination with a silicon filled wire nut. The material inside the wire nut will protect the stripped ends of the wire from moisture. If additional protection is desired, additional silicon (sold separately) can be added to the bottom of the wire nut to further seal the connection.
5. Repeat steps 3 & 4 for the positive connection of the same channel using the AWR-650-SM RED (positive) wire AND the AWR-650-SM WHITE (positive) wire and speaker wire connected to the positive output of the amplifier/receiver.

To connect the AWR-650-SM as a dual channel stereo speaker two additional wire nuts will be required (sold separately). Make 4 individual splices, referring to the diagram above, and always double check that the positive leads of the AWR-650-SM are connected to the positive outputs of the amplifier/receiver and the negative leads of the AWR-650-SM are connected to the negative outputs of the amplifier/receiver.



WARNING: If channel 1 and 2 are wired out of phase, the woofer will make little to no sound. This can damage the woofer if left wired in this manner.



Important: Before burying any portion of the completed speaker assembly, verify the location of gas lines or buried utility cables with your local utility company(s).

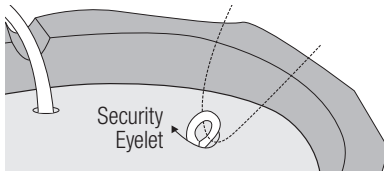


Important: Before running speaker cable through walls, under patios or walkways, etc., check local building code requirements. If you are not comfortable with any portion of the installation, hire a qualified installer to perform those functions.

Securing Speaker

The AWR-650-SM includes a security eyelet on the underside of the speaker. This permanent eyelet can be used to attach a security cable or small chain for the added security.

Simply loop the security cable or chain through the eyelet underneath the speaker enclosure and attach the other end to a fixed object.



Maintenance and Care

Your AWR-650-SM is designed to withstand the elements and be placed outdoors year round. If cleaning is desired, simply use a damp cloth to wipe down the outer surface of the speaker. Using chemical cleaners is not recommended. Avoid spraying water from a hose or sprinkler since this could damage speaker components, especially the high performance tweeters. Cover the AWR-650-SM when applying lawn fertilizer and chemicals.



Important: No user-serviceable parts inside. Refer all servicing to qualified service personnel.

Limited Lifetime Warranty for Klipsch-Branded In-Wall, In-Ceiling and Outdoor Speakers

Klipsch warrants to the original retail purchaser that this product is to be free from defective materials and workmanship for the life of the product, if it is properly used and maintained. If this product proves defective in either material or workmanship, Klipsch, at its option, will (a) repair the product, or (b) replace the product, at no charge for parts or labor. If the product model is no longer available and cannot be repaired effectively or replaced with an identical model, Klipsch at its sole option may replace the unit with a current model of equal or greater value. In some cases, modification to the mounting surface may be required where a new model is substituted. Klipsch assumes no responsibility or liability for such modification. To obtain a repair or replacement under the terms of this warranty, please contact our customer service group at 1-800-KLIPSCH. You will be required to submit a copy of the original receipt via fax or email. The receipt must reflect that you are the original purchaser, the product was bought from an authorized Klipsch retailer, and the product is still within warranty. You will be issued a return authorization number (RA#) and asked to ship the defective product, together with proof of purchase and RA#,

prepaid insured to the address set forth Klipsch: 137 Heampstead #278 Hope, AR 71801. Freight collect shipments will be refused. Risk of loss or damage in transit is to be borne by the purchaser. Once Klipsch receives the defective product, a repair or replacement order will be initiated.

Limitations:

- This limited warranty does not cover failure of the product resulting from improper installation, misuse, abuse, accident, neglect, mishandling, or wear from ordinary use or environmental deterioration.
- This limited warranty does not cover cosmetic damage, including paint damage, or consequential damage to other components or premises which may result for any reason from the failure of the product.
- This limited warranty is null and void for products not used in accordance with Klipsch's instructions.
- This limited warranty is null and void for products with altered or missing serial numbers and for products not purchased from an authorized dealer.
- This limited warranty terminates if you sell or otherwise transfer this product to another party.

THIS WARRANTY GIVES YOU SPECIFIC LEGAL RIGHTS, AND YOU MAY ALSO HAVE OTHER RIGHTS WHICH VARY FROM STATE TO STATE, JURISDICTION OR COUNTRY TO COUNTRY. KLIPSCH'S RESPONSIBILITY FOR MALFUNCTIONS AND DEFECTS IN HARDWARE IS LIMITED TO REPLACEMENT OR REPAIR AS SET FORTH IN THIS WARRANTY STATEMENT. FOR CANADIAN CUSTOMERS, KLIPSCH DISCLAIMS ALL OTHER WARRANTIES AND CONDITIONS, EXPRESS OR IMPLIED, STATUTORY OR OTHERWISE, FOR THE PRODUCT. FOR U.S. CUSTOMERS, ALL EXPRESS AND IMPLIED WARRANTIES FOR THE PRODUCT, INCLUDING BUT NOT LIMITED TO ANY IMPLIED WARRANTIES OF MERCHANTABILITY AND FITNESS FOR A PARTICULAR PURPOSE ARE LIMITED IN TIME TO THE TERM OF THIS WARRANTY. SOME STATES, JURISDICTIONS OR COUNTRIES DO NOT ALLOW THE EXCLUSION OF CERTAIN IMPLIED WARRANTIES OR CONDITIONS, OR LIMITATIONS ON HOW LONG AN IMPLIED WARRANTY OR CONDITIONS LASTS, SO THIS LIMITATION MAY NOT APPLY TO YOU. KLIPSCH DOES NOT ACCEPT LIABILITY FOR SPECIAL, INDIRECT, CONSEQUENTIAL OR INCIDENTAL DAMAGES, INCLUDING WITHOUT LIMITATION, ANY LIABILITY FOR THIRD PARTY CLAIMS AGAINST YOU FOR DAMAGES OR FOR PRODUCTS NOT BEING AVAILABLE FOR USE. THE MAXIMUM LIABILITY FOR WHICH KLIPSCH MAY BE RESPONSIBLE WILL BE NO MORE THAN THE AMOUNT YOU PAID FOR THE PRODUCT THAT IS THE SUBJECT OF THE CLAIM. SOME STATES, JURISDICTIONS OR COUNTRIES DO NOT ALLOW THE EXCLUSION OR LIMITATION OF SPECIAL, INDIRECT, INCIDENTAL OR CONSEQUENTIAL DAMAGES, SO THE ABOVE LIMITATION OR EXCLUSION MAY NOT APPLY TO YOU.

Warranty Outside the U.S. and Canada

The Warranty on this product if it is sold to a consumer outside of the United States and Canada shall comply with applicable law. To obtain any applicable warranty service, please contact the dealer from which you purchased this product, or the distributor that supplied this product.



Power

Detail

Emotion

For over 60 years, we've made speakers for people who are as passionate about great sound as we are. That's why every Klipsch speaker is built to create a remarkably accurate listening experience for your music and movies. From our smallest satellites to our acclaimed professional theater installations, our speakers deliver sound that's so lifelike, you have to feel it to believe it.

THE ULTIMATE SOUND EXPERIENCE™