

Frigidaire[®]

Built-In Ovens





Inspired baking.

From double ovens in stainless steel to singles in black, white or bisque to microwave combination ovens, you expect more choices from Frigidaire®.

You depend on large capacity ovens that range from the 3.5 cubic foot, 27" model to our 4.2 cubic foot, 30" model.

You look forward to reducing baking time by a third without sacrificing flavor thanks to our SpeedBake® Convection Baking System.

You trust that our Warm and Serve® Drawer will keep hot foods hot until you're ready to serve your entire meal.

And, you'll appreciate how easy and safe cleanup can be thanks to our hidden bake element.

You expect all this from Frigidaire®...and we deliver.



Built-In Oven Features



Increased Oven Capacity

Enjoy the convenience of capacity. Our 27" electric oven provides 3.5 cubic feet of space while our 30" models provide 4.2 cubic feet.



Convection Convert

Automatically converts conventional cook temperatures to convection temperatures, eliminating guesswork.



Hidden Bake Element

A tapered, porcelain plate protects the lower heating element of the oven, making cleanup easier and safer.



EvenCook³™ Element Convection System

With a third heating element surrounding the fan, the European-designed system helps eliminate temperature fluctuations for foods that are juicier and more evenly browned.



Speed Clean/Maxx Clean™

For light cleaning, Speed Clean reduces cleaning time by 33%. For heavier soils, Maxx Clean™ increases cleaning power by 25%.



Warm & Serve® Drawer

Designed to keep hot food hot until you're ready to serve your entire meal, our warming drawers are suitable for prepared dinner plates, breads, pastries and pies.



SpeedBake® Convection System

With a touch of a switch, the SpeedBake® Convection System cooks 30% faster than conventional ovens and is designed to provide premium performance at a modest price.



Extra-Large Visualite® Window

Now you can check cooking progress without opening the oven door, thanks to a clear glass window that's 87% larger than the standard window.



Star-K Kosher Certification

Your assurance that select oven models feature the Sabbath mode in keeping with kosher cooking practices.

Frigidaire®



Professional Series® Microwave Combination Oven **PLEB30M9E C 30"**

Microwave Oven:

- 2.0 Cu. Ft. Oven Capacity
- Slim-Profile Design
- Stainless Steel Control Panel and Door
- 1200 Watts
- 11 Power Levels
- Touch Control with 33 Pads
- 7-Digit, 2-Color Lighted Display
- 3 Auto-Reheat Categories
- 4 Auto-Defrost Categories
- 9 Auto-Cook Categories with Sensor
- 10 One-Touch Sensors
- Sensor Reheat
- 30-Minute Warm Hold
- Add-a-Minute Option
- 4-Stage Cooking
- Custom Help Pad
- Child Lock
- Auto Start
- 16" Glass Turntable
- Electronic Clock/Timer

Single Oven:

- 4.2 Cu. Ft. Oven Capacity
- Slim-Profile Design
- Stainless Steel Control Panel and Door
- UltraPro Stainless Steel Handle
- EasySet™ Electronic Oven Controls
- Electronic Clock/ Countdown Timer
- EvenCook3™ Element Convection System
- Automatic Convection Conversion
- Self-Cleaning System with Speed Clean and Maxx Clean™
- Preheat Control and Keep Warm Setting
- Hidden Bake Element
- Auto-Latch™ Safety Lock
- 3 Heavy-Duty Oven Racks
- Dual Radiant™ Baking and Roasting
- Enhanced Vari-Broil™ - Select Temperature from 400° - 550° in 1° Increments
- Sabbath Mode (Star-K Certified)
- 2 Oven Lights
- Extra-Large, Clear Glass Visualite® Window



Professional Series® Warm & Serve® Drawer **PLEW30S3F C 30"**

- Slim-Profile Design
- EasyCare™ Genuine Stainless Steel Drawer Front
- UltraPro Stainless Steel Handle
- Porcelain-Coated Inner Drawer for Easy Cleaning
- Infinite Thermostatic Control with Indicator Light
- Large-Capacity Drawer that Fully Extends for Ease of Use
- Heavy-Duty Ball Bearing Glide System
- Half-Width Rack Provides Loading Flexibility
- Can be Installed Under Wall Oven or by Itself in a Cabinet

Also Available:

PLEB27M9E C 27"

(Available with same features as PLEB30M9E C)

Single Oven:

- 3.5 Cu. Ft. Oven Capacity



Professional Series®

PLEB30T9F C 30"

4.2 Cu. Ft. Oven Capacity

- Slim-Profile Design
 - EasyCare™ Genuine Stainless Steel Control Panel
 - EasySet™ Electronic Oven Controls
 - Electronic Clock/Countdown Timer
 - Hidden Bake Element
 - Auto-Latch™ Safety Lock
 - 3 Heavy-Duty Oven Racks
 - Dual Radiant™ Baking and Roasting
 - Enhanced Vari-Broil™ - Select Temperature from 400°-550° in 1° Increments
 - Sabbath Mode (Star-K Certified)
 - 2 Oven Lights
 - Extra-Large, Clear Glass Visualite® Window
- Upper & Lower Ovens Feature:**
- EasyCare™ Genuine Stainless Steel Door
 - UltraPro Stainless Steel Handle
 - EvenCook³™ Element Convection System
 - Automatic Convection Conversion
 - Self-Cleaning System with Speed Clean and Maxx Clean™
 - Preheat Control and Keep Warm Setting

Also Available:

PLEB27T9F C 27"

3.5 Cu. Ft. Oven Capacity

(Available with same features as PLEB30T9F C)



Professional Series®

PLEB30S9F C 30"

4.2 Cu. Ft. Oven Capacity

- Slim-Profile Design
- EasyCare™ Genuine Stainless Steel Control Panel and Door
- UltraPro Stainless Steel Handle
- EasySet™ Electronic Oven Controls
- Electronic Clock/Countdown Timer
- EvenCook³™ Element Convection System
- Automatic Convection Conversion
- Self-Cleaning System with Speed Clean and Maxx Clean™
- Preheat Control and Keep Warm Setting
- Hidden Bake Element
- Auto-Latch™ Safety Lock
- 3 Heavy-Duty Oven Racks
- Dual Radiant™ Baking and Roasting
- Enhanced Vari-Broil™ - Select Temperature from 400°-550° in 1° Increments
- Sabbath Mode (Star-K Certified)
- 2 Oven Lights
- Extra-Large, Clear Glass Visualite® Window

Also Available:

PLEB27S9F C 27"

3.5 Cu. Ft. Oven Capacity

(Available with same features as PLEB30S9F C)



Gallery Series®

Microwave Combination Oven

GLEB30M9F S/B 30"

Microwave Oven:

- 2.0 Cu. Ft. Oven Capacity
- Slim-Profile Design
- Color-Coordinated Control Panel and Door with Window
- 1200 Watts
- 11 Power Levels
- Touch Control with 33 Pads
- 7-Digit, 2-Color Lighted Display
- 3 Auto-Reheat Categories
- 4 Auto-Defrost Categories
- 9 Auto-Cook Categories with Sensor
- 10 One-Touch Sensors
- Sensor Reheat
- 30-Minute Warm Hold
- Add-a-Minute Option
- 4-Stage Cooking
- Custom Help Pad
- Child Lock
- Auto Start
- 16" Glass Turntable
- Electronic Clock/Timer
- Available in White or Black

Single Oven:

- 4.2 Cu. Ft. Oven Capacity
- Slim-Profile Design
- Color-Coordinated Glass Control Panel and Door with Large, Clear Glass Visualite® Window
- UltraPro Color-Coordinated Steel Handle
- EasySet™ Electronic Oven Controls
- Electronic Clock/Countdown Timer
- EvenCook³™ Element Convection System
- Automatic Convection Conversion
- Self-Cleaning System with Speed Clean and Maxx Clean™
- Preheat Control and Keep Warm Setting
- Hidden Bake Element
- Auto-Latch™ Safety Lock
- 3 Heavy-Duty Oven Racks
- Dual Radiant™ Baking and Roasting
- Enhanced Vari-Broil™ - Select Temperature from 400° - 550° in 1° Increments
- Sabbath Mode (Star-K Certified)
- 2 Oven Lights
- Available in White or Black

Also Available:

GLEB27M9F S/B 27"

(Available with same features as GLEB30M9F S/B)

Single Oven:

- 3.5 Cu. Ft. Oven Capacity



Gallery Series®

GLEB30T9F S/B/Q 30"

4.2 Cu. Ft. Oven Capacity

- Slim-Profile Design
- Color-Coordinated Glass Control Panel
- EasySet™ Electronic Oven Controls
- Electronic Clock/Countdown Timer

Upper & Lower Ovens Feature:

- Color-Coordinated Glass Door
- UltraPro Color-Coordinated Steel Handle
- EvenCook³™ Element Convection System
- Automatic Convection Conversion
- Self-Cleaning System with Speed Clean and Maxx Clean™
- Preheat Control and Keep Warm Setting
- Hidden Bake Element
- Auto-Latch™ Safety Lock
- 3 Heavy-Duty Oven Racks
- Dual Radiant™ Baking and Roasting
- Enhanced Vari-Broil™ - Select Temperature from 400° - 550° in 1° Increments
- Sabbath Mode (Star-K Certified)
- 2 Oven Lights
- Large, Clear Glass Visualite® Window
- Available in White, Black or Bisque

Also Available:

GLEB27T9F S/B/Q 27"

3.5 Cu. Ft. Oven Capacity

(Available with same features
as GLEB30T9F S/B/Q)



Gallery Series®

GLEB30S9F S/B/Q 30"

4.2 Cu. Ft. Oven Capacity

- Slim-Profile Design
- Color-Coordinated Glass Control Panel and Glass Door
- UltraPro Color-Coordinated Steel Handle
- EasySet™ Electronic Oven Controls
- Electronic Clock/ Countdown Timer
- EvenCook³™ Element Convection System
- Automatic Convection Conversion
- Self-Cleaning System with Speed Clean and Maxx Clean™
- Preheat Control and Keep Warm Setting
- Hidden Bake Element
- Auto-Latch™ Safety Lock
- 3 Heavy-Duty Oven Racks
- Dual Radiant™ Baking and Roasting
- Enhanced Vari-Broil™ - Select Temperature from 400° - 550° in 1° Increments
- Sabbath Mode (Star-K Certified)
- 2 Oven Lights
- Large, Clear Glass Visualite® Window
- Available in White, Black or Bisque

Also Available:

GLEB27S9F S/B 27"

3.5 Cu. Ft. Oven Capacity

(Available with same features as GLEB30S9F S/B/Q)



Gallery Series®

GLEB27S7C S/B 27"

3.4 Cu. Ft. Oven Capacity

- Reversible "Side-Swing" Door
- Color-Coordinated Control Panel and Glass Door
- UltraSoft™ Color-Coordinated Handle
- Electronic Clock/ Countdown Timer
- SpeedBake® Convection System
- Self-Cleaning Oven
- Auto-Latch™ Safety Lock
- 3 Oven Racks
- Dual Radiant™ Baking and Roasting
- Vari-Broil™ - Select from 6 Broil Temperatures
- Sabbath Mode
- 1 Oven Light
- Visualite® Window
- Available in White or Black



Frigidaire®

FEB30T7F C 30"

4.2 Cu. Ft. Oven Capacity

- Slim-Profile Design
- EasyCare™ Genuine Stainless Steel Control Panel
- EasySet™ Electronic Oven Controls
- Electronic Clock/ Countdown Timer
- Dual Radiant™ Baking and Roasting
- Vari-Broil™ - Select Temperature from 400° - 550° in 5° Increments
- Sabbath Mode (Star-K Certified)
- 1 Oven Light
- Extra-Large, Clear Glass Visualite® Window

Upper & Lower Ovens Feature:

- EasyCare™ Genuine Stainless Steel Door
- UltraPro Stainless Steel Handle
- Self-Cleaning System with Speed Clean
- Keep Warm Setting
- SpeedBake® Convection System with Integrated Pads
- Auto-Latch™ Safety Lock
- 2 Oven Racks

Also Available:

FEB27T7F C 27"

3.5 Cu. Ft. Oven Capacity

(Available with same features as FEB30T7F C)



Frigidaire®

FEB30S7F C 30"

4.2 Cu. Ft. Oven Capacity

- Slim-Profile Design
- EasyCare™ Genuine Stainless Steel Control Panel and Door
- UltraPro Stainless Steel Handle
- EasySet™ Electronic Oven Controls
- Electronic Clock/ Countdown Timer
- Self-Cleaning System with Speed Clean
- Keep Warm Setting
- SpeedBake® Convection System with Integrated Pads
- Auto-Latch™ Safety Lock
- 2 Oven Racks
- Dual Radiant™ Baking and Roasting
- Vari-Broil™ - Select from 2 Broil Temperatures
- Sabbath Mode (Star-K Certified)
- 1 Oven Light
- Extra-Large, Clear Glass Visualite® Window

Also Available:

FEB27S7F C 27"

3.5 Cu. Ft. Oven Capacity

(Available with same features as FEB30S7F C)

Frigidaire®



Frigidaire®

FEB30T6F C 30"

4.2 Cu. Ft. Oven Capacity

- Slim-Profile Design
 - EasyCare™ Genuine Stainless Steel Control Panel
 - EasySet™ Electronic Oven Controls
 - Electronic Clock/ Countdown Timer
 - Auto-Latch™ Safety Lock
 - 2 Oven Racks
 - Dual Radiant™ Baking and Roasting
 - Vari-Broil™ - Select Temperature from 400° - 550° in 5° Increments
 - Sabbath Mode (Star-K Certified)
 - 1 Oven Light
 - Extra-Large, Clear Glass Visualite® Window
- Upper & Lower Ovens Feature:**
- EasyCare™ Genuine Stainless Steel Door
 - UltraSoft™ Black Handle
 - Self-Cleaning System with Speed Clean
 - Keep Warm Setting
 - SpeedBake® Convection System with Integrated Pads



Frigidaire®

FEB30S6F C 30"

4.2 Cu. Ft. Oven Capacity

- Slim-Profile Design
- EasyCare™ Genuine Stainless Steel Control Panel and Door
- UltraSoft™ Black Handle
- EasySet™ Electronic Oven Controls
- Electronic Clock/ Countdown Timer
- Self-Cleaning System with Speed Clean
- Keep Warm Setting
- SpeedBake® Convection System with Integrated Pads
- Auto-Latch™ Safety Lock
- 2 Oven Racks
- Dual Radiant™ Baking and Roasting
- Vari-Broil™ - Select from 2 Broil Temperatures
- Sabbath Mode (Star-K Certified)
- 1 Oven Light
- Extra-Large, Clear Glass Visualite® Window



Frigidaire® **FEB30T5G C 30"**

4.2 Cu. Ft. Oven Capacity

- Slim-Profile Design
- Stainless Steel Control Panel
- EasySet™ Electronic Oven Controls
- Electronic Clock/ Countdown Timer
- Sabbath Mode (Star-K Certified)
- 1 Oven Light
- Extra-Large, Clear Glass Visualite® Window

Also Available:

FEB27T5G C 27"

3.5 Cu. Ft. Oven Capacity

(Available with same features as FEB30T5G C)

Upper & Lower Ovens Feature:

- Stainless Steel Door
- UltraSoft™ Black Handle
- Self-Cleaning
- Auto-Latch™ Safety Lock
- 2 Oven Racks
- Dual Radiant™ Baking and Roasting
- Vari-Broil™ - Select Temperature from 400° - 550° in 5° Increments



Frigidaire® **FEB30S5G C 30"**

4.2 Cu. Ft. Oven Capacity

- Slim-Profile Design
- Stainless Steel Control Panel
- Stainless Steel Door
- UltraSoft™ Black Handle
- EasySet™ Electronic Oven Controls
- Electronic Clock/ Countdown Timer
- Self-Cleaning
- Auto-Latch™ Safety Lock
- 2 Oven Racks
- Dual Radiant™ Baking and Roasting
- Vari-Broil™ - Select from 2 Broil Temperatures
- Sabbath Mode (Star-K Certified)
- 1 Oven Light
- Extra-Large, Clear Glass Visualite® Window

Also Available:

FEB27S5G C 27"

3.5 Cu. Ft. Oven Capacity

(Available with same features as FEB30S5G C)

Frigidaire®



Frigidaire® **FEB30T5D S/B 30"** 4.2 Cu. Ft. Oven Capacity

- Slim-Profile Design
- Color-Coordinated Glass Control Panel
- EasySet™ Electronic Oven Controls
- Electronic Clock/ Countdown Timer
- Vari-Broil™ - Select Temperature from 400° - 550° in 5° Increments
- Sabbath Mode (Star-K Certified)
- 1 Oven Light
- Large, Clear Glass Visualite® Window
- Available in White and Black

Upper & Lower Ovens Feature:

- Color-Coordinated Glass Door
- UltraSoft™ Color-Coordinated Handle
- Self-Cleaning
- Keep Warm Setting
- Auto-Latch™ Safety Lock
- 2 Oven Racks
- Dual Radiant™ Baking and Roasting

Also Available:

FEB27T5D S/B 27" 3.5 Cu. Ft. Oven Capacity

(Available with same features as FEB30T5D S/B)



Frigidaire® **FEB30S5D S/B 30"** 4.2 Cu. Ft. Oven Capacity

- Slim-Profile Design
- Color-Coordinated Glass Control Panel and Glass Door
- UltraSoft™ Color-Coordinated Handle
- EasySet™ Electronic Oven Controls
- Electronic Clock/ Countdown Timer
- Self-Cleaning
- Keep Warm Setting
- Auto-Latch™ Safety Lock
- 2 Oven Racks
- Dual Radiant™ Baking and Roasting
- Vari-Broil™ - Select from 2 Broil Temperatures
- Sabbath Mode (Star-K Certified)
- 1 Oven Light
- Large, Clear Glass Visualite® Window
- Available in White and Black

Also Available:

FEB27S5D S/B 27" 3.5 Cu. Ft. Oven Capacity

(Available with same features as FEB30S5D S/B)



Frigidaire®

FEB24S5A S/B/Q 24"

2.9 Cu. Ft. Oven Capacity

- Color-Coordinated Control Panel
- Color-Coordinated Glass Door with Window
- Color-Coordinated Towel-Bar Handle
- Self-Cleaning Oven
- Auto-Latch™ Safety Lock
- EasySet™ Electronic Oven Control
- Electronic Clock/Countdown Timer
- Vari-Broil™ - Select from 2 Broil Temperatures
- Sabbath Mode
- 2 Oven Racks
- Dual Radiant™ Baking and Roasting
- 1 Oven Light
- Available in White, Bisque and Black



Frigidaire®

FEB24S2A S/B 24"

3.1 Cu. Ft. Oven Capacity

- Color-Coordinated Control Panel
- Color-Coordinated Glass Door with Window
- Color-Coordinated Towel-Bar Handle
- Manual Clean Porcelain Oven
- EasySet™ Electronic Oven Control
- Electronic Clock/Countdown Timer
- 2 Oven Racks
- Dual Radiant™ Baking and Roasting
- 1 Oven Light
- Available in White and Black





Professional Series® products

30" Built-In Double Oven PLEB30T9FC
Over-the-Range Microwave Oven PLMVZ169HC
Built-In Dishwasher PLD4555RFC
30" Slide-In Electric Range PLES399EC
Counter-Depth Refrigerator PHSC39EJSS



Frigidaire®

FGB24S5D C 24"

2.9 Cu. Ft. Oven Capacity

- Black Control Panel
- Stainless Steel Oven Door and Drawer Front
- Black Towel-Bar Handles
- Self-Cleaning Oven with Auto-Latch™ Safety Lock
- Electronic Oven Controls
- Electronic Clock/Timer
- Electronic Ignition
- Sabbath Mode
- Removable Window Door
- 2 Oven Racks
- Porcelain Broiler Pan and Grill
- Automatic Oven Light
- Lower Storage Drawer



Frigidaire®

FGB24S5A S/B 24"

2.9 Cu. Ft. Oven Capacity

- Color-Coordinated Control Panel
- Color-Coordinated Glass Oven Door and Drawer Front
- Color-Coordinated Towel-Bar Handles
- Self-Cleaning Oven with Auto-Latch™ Safety Lock
- Electronic Oven Controls
- Electronic Clock/Timer
- Electronic Ignition
- Sabbath Mode
- Removable Window Door
- 2 Oven Racks
- Porcelain Broiler Pan and Grill
- Automatic Oven Light
- Lower Storage Drawer
- Available in White and Black



Frigidaire®

FGB24T3E C 24"

2.7 Cu. Ft. Oven Capacity

- Black Glass Control Panel
- Stainless Steel Doors
- Black Towel-Bar Handles
- Manual Clean Porcelain Oven
- Full-Size Lower Broil Compartment
- Electronic Clock/Timer
- Electronic Ignition
- Removable Window Door
- 3 Oven Racks - 2 in Upper Oven and 1 in Broil Compartment
- Oven Light

Also Available:

FGB24T3E S/B 24"

2.7 Cu. Ft. Oven Capacity

(Available with same features as FGB24T3E C)

- Available in White and Black
- Color-Coordinated Glass Control Panel and Glass Oven Doors
- Color-Coordinated Towel-Bar Handles



Frigidaire®

FGB24L2E C 24"

3.2 Cu. Ft. Oven Capacity

- Black Control Panel
- Stainless Steel Oven Door and Drawer Front
- Black Towel-Bar Handles
- Manual Clean Porcelain Oven
- Glide-Out Lower Broiler
- EasySet™ Oven Control
- Electronic Clock/Timer
- Electronic Ignition
- 2 Oven Racks
- Porcelain Broiler Pan and Grill
- Oven Light

Also Available:

FGB24L2A S/B 24"

3.2 Cu. Ft. Oven Capacity

(Available with same features as FGB24L2E C)

- Available in White and Black
- Color-Coordinated Control Panel, Glass Oven Door and Drawer Front
- Color-Coordinated Towel-Bar Handles



Accessories



16-Oz. Stainless Steel Appliance Cleaner
Preserve the look of your stainless steel appliances for years to come. Provides protection from fingerprints and smudges.
5304433275



Stainless Steel Cleaning Polish & Conditioner Wipes
Handy Stainless Steel Wipes remove fingerprints and smudges while adding a layer of protection. Available in ready-to-use canister.
5305512345



Stainless Steel Cleaning Polish & Conditioner
Polish your stainless steel to a darker shine while removing fingerprints and smudges quickly and easily.
5304436717



18-Oz. CERAMA BRYTE® Cooktop Cleaner
Removes baked-on food stains and spills without scratching or marring your appliance's finish.
5304433208



Kitchen Care Kit
Everything you need to keep your kitchen appliances looking new, including nonabrasive kitchen cleaners, microfiber sponges and scraper.
5304436288



Nonabrasive Microfiber Sponge
Gently and effectively wipe away stains with soft, nonabrasive microfiber that won't scratch appliance surfaces. Washing machine safe.
5304434804



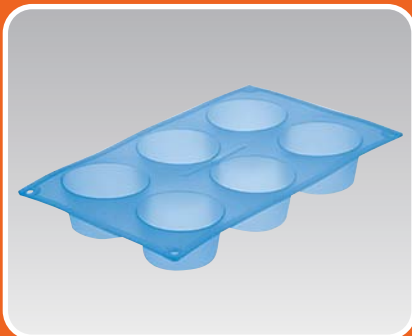
Kitchen Grips
Constructed of stain-free material that is liquid impermeable and resists heat up to 500° F for the ultimate in protection against accidental scalds or burns.
GMBLUEC - Blue GMREDEC - Red
GMGRNEC - Green GMBLKEC - Black

Silicone Bakeware


Produce beautiful, well-formed baked goods every time with our nonstick silicone bakeware. Its nonstick finish means flawless food release, plus you'll save energy by using up to 30% less cooking time. It can withstand up to 3000+ baking cycles, temperatures ranging from -40°F to 528°F and can go from oven to microwave to freezer without cracking or splitting apart. Another great benefit is that it's easy to clean, dishwasher safe and flexible for easy storage.



Silicone Bakeware Muffin/Bundt Bundle
SILMUF6B



Silicone Bakeware 6-Cup Muffin Pan
SILMUF6




Silicone Bakeware 12-Cup Muffin Pan
SILMUF12



Silicone Bakeware Loaf Pan
SILLOAF



Silicone Bakeware Bundt Pan
SILBUNDT1



Silicone Bakeware Cookie Sheet
SILSHEET

MICROWAVE COMBINATION OVENS

Models	PLEB30M9E	PLEB27M9E	GLEB30M9F	GLEB27M9F
Series	Professional	Professional	Gallery	Gallery
Nominal Cabinet Size / Configuration	30" Combination	27" Combination	30" Combination	27" Combination
Microwave Oven Features				
Watts (IEC-705 Test Procedure)	1200	1200	1200	1200
11 Power Levels	*	*	*	*
Electronic Clock / Timer	*	*	*	*
Digital Cooking Display	7-Digit	7-Digit	7-Digit	7-Digit
Touch Pad Controls (# Pads)	33	33	33	33
Auto Start	*	*	*	*
Auto Reheat (# Categories)	3	3	3	3
Auto / Time Defrost (# Categories)	4	4	4	4
Auto Cook (# Categories)	9-Sensor	9-Sensor	9-Sensor	9-Sensor
Sensor One Touch (# Categories)	10	10	10	10
Time Cooking	4-Stage	4-Stage	4-Stage	4-Stage
30-Minute Warm Hold	*	*	*	*
Add-a-Minute	*	*	*	*
Custom Help Features	*	*	*	*
Child Lock	*	*	*	*
Demo Mode	*	*	*	*
Glass Turntable (Diameter)	16"	16"	16"	16"
Adjustable Sound Level For Timers/Reminders	*	*	*	*
Single Oven Features				
Convection Cooking System	EvenCook3™	EvenCook3™	EvenCook3™	EvenCook3™
Self-Cleaning Oven with Auto-Latch™ Safety Lock	*	*	*	*
Speed Clean	*	*	*	*
Maxx Clean™	*	*	*	*
Dual Radiant™ Baking and Roasting System	*	*	*	*
Six-Pass Element with Vari-Broil™	400°-550°	400°-550°	400°-550°	400°-550°
Hidden Bake Element	*	*	*	*
Interior Oven Light (Automatic & Switched)	2	2	2	2
Porcelain Broiler Pan with Grill	*	*	*	*
Oven Racks (# per Cavity)	3 Heavy Duty	3 Heavy Duty	3 Heavy Duty	3 Heavy Duty
Convection Roasting Rack	*	*	*	*
Removable Oven Door	*	*	*	*
Single Oven Control Panel Features				
Electronic Clock/Timer/Temperature Display	*	*	*	*
Automatic Oven (Delay, Cook & Off)	*	*	*	*
Automatic Oven Shut-Off (12 hour)	*	*	*	*
F° or C° Programmable	*	*	*	*
Integrated Oven Light (Touch Pad)	*	*	*	*
Sabbath Mode (Star-K Certified)	*	*	*	*
Exterior Style				
Single Oven Window	Extra-Large Visualite®	Extra-Large Visualite®	Large Visualite®	Large Visualite®
Microwave Oven Window	Standard	Standard	Standard	Standard
Doors	Stainless Steel	Stainless Steel	Color Coordinated	Color Coordinated
Single Oven Handle	UltraPro S.S.	UltraPro S.S.	UltraPro C.C.	UltraPro C.C.
Microwave Oven Power Ratings				
2450 Frequency (Mhz)	*	*	*	*
Watts @ 120 Volt Input	1200	1200	1200	1200
AMPS @ 120 Volt Input	14.2	14.2	14.2	14.2
Color/UPC (0-57112-)				
Stainless Steel/Black (C)	09032-0	09034-4		
Black-on-Black (B)			09428-1	09434-2
White-on-White (S)			09427-4	09433-5
Specifications				
Microwave Oven Capacity	2.0 Cu. Ft.	2.0 Cu. Ft.	2.0 Cu. Ft.	2.0 Cu. Ft.
Single Oven Capacity	4.2 Cu. Ft.	3.5 Cu. Ft.	4.2 Cu. Ft.	3.5 Cu. Ft.
Microwave Oven Interior Dimensions (WxHxD)	17-3/8"x10-1/2"x18-5/8"	17-3/8"x10-1/2"x18-5/8"	17-3/8"x10-1/2"x18-5/8"	17-3/8"x10-1/2"x18-5/8"
Single Oven Interior Dimensions (WxHxD)	24-1/8"x16-1/2"x18-1/32"	20-1/2"x16-1/2"x18-1/32"	24-1/8"x16-1/2"x18-1/32"	20-1/2"x16-1/2"x18-1/32"
Shipping Weight (Approx.)	252 Lbs.	217 Lbs.	227 Lbs.	211 Lbs.
Connected Load (kW Rating) 240/208 Volts	7.5/5.6	7.5/5.6	7.5/5.6	7.5/5.6
Amps @ 240/208 (Approx.)*	31.2/26.9	31.2/26.9	31.2/26.9	31.2/26.9
Minimum Circuit Required - Amps*	30	30	30	30

* Consult Local / National Electric Codes.



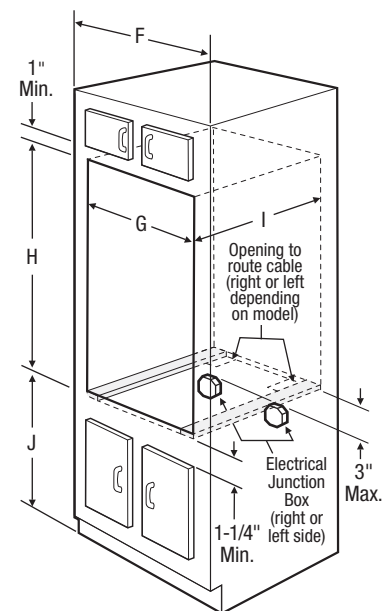
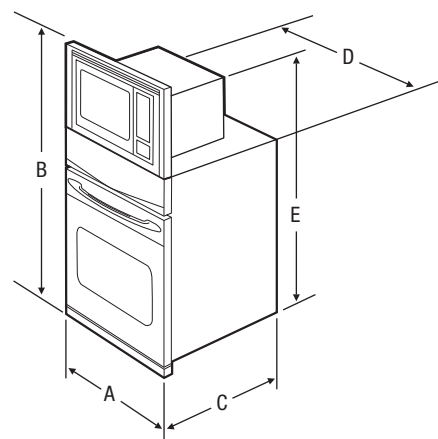
White

Black

Stainless Steel

INSTALLATION

The following dimension and cutout information is for planning purposes only. For complete installation details consult manual packed with product, or download manual at CustomerService.frigidaire.com.



DIMENSIONS

	Exterior Dimensions			Wrapper Dimensions		Cabinet	Cutout Dimensions						Clearance
Models	A-Width	B-Height	C-Depth	D-Width	E-Height	F-Size	G-Width		H-Height		I-Depth	J-To Floor	
	Minimum	Maximum		Minimum	Maximum		Minimum	Maximum	Minimum	Maximum			
30" Combination													
PLEB30M9E	30"	42-3/4"	24-1/2"	28-1/4"	40-15/16"	30-1/8"	28-1/2"	29"	41-1/8"	41-1/4"	23-1/2"	11-1/2"	
GLEB30M9F	30"	42-3/4"	24-1/2"	28-1/4"	40-15/16"	30-1/8"	28-1/2"	29"	41-1/8"	41-1/4"	23-1/2"	11-1/2"	
27" Combination													
PLEB27M9E	27"	42-3/4"	24-1/2"	24-5/8"	40-15/16"	27-1/8"	24-7/8"	25-1/4"	41-1/8"	41-1/4"	23-1/2"	11-1/2"	
GLEB27M9F	27"	42-3/4"	24-1/2"	24-5/8"	40-15/16"	27-1/8"	24-7/8"	25-1/4"	41-1/8"	41-1/4"	23-1/2"	11-1/2"	

WARM & SERVE® DRAWER

Model	PLEW30S3FC
Series	Professional
Nominal Size	30"
Drawer Features	
Exterior	Stainless Steel
Handle	UltraPro S.S.
Ball Bearing Glide System	*
Half-Rack	1
Porcelain-Coated Inner Drawer	*
Removable Drawer	*
Control Panel Features	
Infinite Thermostatic Control w/Indicator Light	*
Hidden Control	*
Temperature Range (145°- 205°)	*
Color /UPC (0-57112-)	
Stainless Steel (C)	09294-2
Specifications	
Capacity	1.1 Cu. Ft.
Shipping Weight (Approx.)	57 Lbs.
Power Rating (kW @ 120V)	0.45
Amps @ 120V	4
Minimum Circuit Required - Amps*	15
Bake Element Wattage	450
60" Electrical Cord	Supplied
Element Wattage	120V/450W/60Hz
Interior Oven Dimensions (WxHxD)	20-3/4"x4-1/8"x23-3/8"
Exterior Depth (to Handle)	25-1/2"

*Consult Local/National Electric Codes.

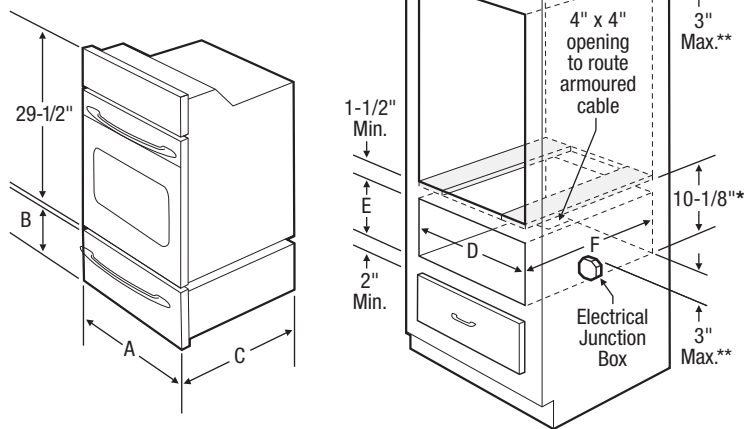


INSTALLATION

Warm & Serve® Drawer can be used in combination with any Frigidaire® Single Electric Wall Oven model.

The following dimension and cutout information is for planning purposes only. For complete installation details consult manual packed with product, or download manual at Customer Service, online at frigidaire.com.

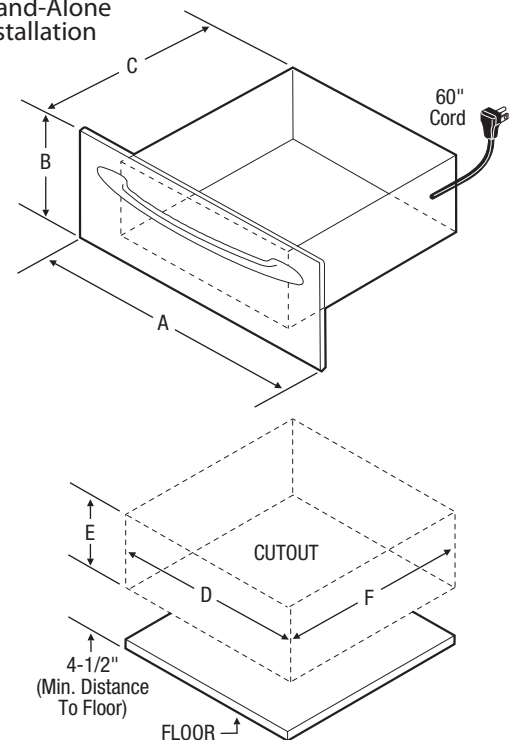
Combination Warm & Serve® Drawer / Wall Oven Installation



*Critical dimension – MUST be applied.

**Electrical junction box for Wall Oven can be lower than the Warm & Serve® Drawer cutout or higher than the Wall Oven cutout.

Stand-Alone Installation



DIMENSIONS

Installation Type	Exterior Dimensions			Cutout Dimensions				
	A-Width	B-Height	C-Depth	D-Width		E-Height*		F-Depth
				Minimum	Maximum	Minimum	Maximum	
30" Stand-Alone	30"	10"	23-3/8"	28-1/2"	28-3/4"	8-3/8"	8-5/8"	24"
30" Combination	30"	10"	23-3/8"	28-1/2"	28-3/4"	8-3/8"	8-5/8"	24"

*It is also possible to install the warmer drawer into a height opening of 9-1/4". (Refer to installation manual for complete details.)

30" & 27" DOUBLE ELECTRIC WALL OVENS

30" Models	PLEB30T9FC	GLEB30T9F	FEB30T7FC	FEB30T6FC	FEB30T5GC	FEB30T5D
Series	Professional	Gallery	Frigoaire	Frigoaire	Frigoaire	Frigoaire
Nominal Cabinet Size/Configuration	30" Double	30" Double	30" Double	30" Double	30" Double	30" Double
Oven Features						
Convection Cooking System	EvenCook3™ (Both)	EvenCook3™ (Both)	SpeedBake® (Both)	SpeedBake® (Both)		
Self-Cleaning Oven with Auto-Latch™ Safety Lock	Both	Both	Both	Both	Both	Both
Speed Clean	Both	Both	Both	Both		
Maxx Clean™	Both	Both				
Dual Radiant™ Baking and Roasting System	Both	Both	Both	Both	Both	Both
Six-Pass Element with Vari-Broil™	400°-550° (Both)	400°-550° (Both)	400°-550° (Both)	400°-550° (Both)	400°-550° (Both)	400°-550° (Both)
Hidden Bake Element	Both	Both				
Interior Oven Light (Automatic & Switched)	2 (Both)	2 (Both)	1 (Both)	1 (Both)	1 (Both)	1 (Both)
Porcelain Broiler Pan with Grill	*	*	*	*	*	*
Oven Racks (# per Cavity)	3 Heavy Duty	3 Heavy Duty	2	2	2	2
Convection Roasting Rack	*	*				
Removable Oven Door	*	*	*	*	*	*
Control Panel Features						
Electronic Clock/Timer/Temperature Display	*	*	*	*	*	*
Automatic Oven (Delay, Cook & Off)	*	*	*	*	*	*
Automatic Oven Shut-Off (12 hour)	*	*	*	*	*	*
F° or C° Programmable	*	*	*	*	*	*
Integrated Oven Light (Touch Pad)	*	*	*	*	*	*
Sabbath Mode (Star-K Certified)	*	*	*	*	*	*
Oven Style						
Color	Stainless Steel	Color	Stainless Steel	Stainless Steel	Stainless Steel	Color
Visualite™ Window	Extra Large (Both)	Large (Both)	Extra Large (Both)	Extra Large (Both)	Extra Large (Both)	Large (Both)
Door	Stainless Steel (Both)	Color/Glass (Both)	Stainless Steel (Both)	Stainless Steel (Both)	Stainless Steel (Both)	Color/Glass (Both)
Handle	UltraPro S.S. (Both)	UltraPro C.C. (Both)	UltraPro S.S. (Both)	UltraSoft™ Black (Both)	UltraSoft™ Black (Both)	UltraSoft™ C.C. (Both)
Color/UPC (0-57112-)						
Stainless Steel (C)	09287-4		09286-7	09285-0	09666-7	
White-on-White (S)		09430-4				08682-8
Bisque-on-Bisque (Q)		09432-8				
Black-on-Black (B)		09431-1				08683-5
Specifications						
Interior Oven Dimensions (WxHxD)	24-1/8"x16-1/2"x18-1/32"	24-1/8"x16-1/2"x18-1/32"	24-1/8"x16-1/2"x18-1/32"	24-1/8"x16-1/2"x18-1/32"	24-1/8"x16-1/2"x18-1/32"	24-1/8"x16-1/2"x18-1/32"
Oven Capacity	4.2 Cu. Ft. (Both)	4.2 Cu. Ft. (Both)	4.2 Cu. Ft. (Both)	4.2 Cu. Ft. (Both)	4.2 Cu. Ft. (Both)	4.2 Cu. Ft. (Both)
Shipping Weight (Approx.)	298 Lbs.	293 Lbs.	270 Lbs.	270 Lbs.	266 Lbs.	262 Lbs.
Connected Load (kW Rating) 240/208 Volts	8.2/6.2	8.2/6.2	6.8/5.1	6.8/5.1	6.9/5.2	6.9/5.2
Amps @ 240/208	34.1/29.6	34.1/29.6	28.3/24.5	28.3/24.5	28.3/25	28.3/25
Minimum Circuit Required - Amps*	40	40	40	40	40	40
Bake Element Wattage 240/208 Volts	3400/2554	3400/2554	3400/2554	3400/2554	3400/2554	3400/2554
Broil Element Wattage 240/208 Volts	2750/2065	2750/2065	2750/2065	2750/2065	2750/2065	2750/2065
Armored Electrical Cable	*	*	*	*	*	*

27" Models	PLEB27T9FC	GLEB27T9F	FEB27T7FC	FEB27T5GC	FEB27T5D
Series	Professional	Gallery	Frigoaire	Frigoaire	Frigoaire
Nominal Cabinet Size/Configuration	27" Double	27" Double	27" Double	27" Double	27" Double
Oven Features					
Convection Cooking System	EvenCook3™ (Both)	EvenCook3™ (Both)	SpeedBake® (Both)		
Self-Cleaning Oven with Auto-Latch™ Safety Lock	Both	Both	Both	Both	Both
Speed Clean	Both	Both	Both		
Maxx Clean™	Both	Both			
Dual Radiant™ Baking and Roasting System	Both	Both	Both	Both	Both
Six-Pass Element with Vari-Broil™	400°-550° (Both)	400°-550° (Both)	400°-550° (Both)	400°-550° (Both)	400°-550° (Both)
Hidden Bake Element	Both	Both			
Interior Oven Light (Automatic & Switched)	2 (Both)	2 (Both)	1 (Both)	1 (Both)	1 (Both)
Porcelain Broiler Pan with Grill	*	*	*	*	*
Oven Racks (# per Cavity)	3 Heavy Duty	3 Heavy Duty	2	2	2
Convection Roasting Rack	*	*			
Removable Oven Door	*	*	*	*	*
Control Panel Features					
Electronic Clock/Timer/Temperature Display	*	*	*	*	*
Automatic Oven (Delay, Cook & Off)	*	*	*	*	*
Automatic Oven Shut-Off (12 hour)	*	*	*	*	*
F° or C° Programmable	*	*	*	*	*
Integrated Oven Light (Touch Pad)	*	*	*	*	*
Sabbath Mode (Star-K Certified)	*	*	*	*	*
Oven Style					
Color	Stainless Steel	Color	Stainless Steel	Stainless Steel	Color
Visualite™ Window	Extra Large (Both)	Large (Both)	Extra Large (Both)	Extra Large (Both)	Large (Both)
Door	Stainless Steel (Both)	Color/Glass (Both)	Stainless Steel (Both)	Stainless Steel (Both)	Color/Glass (Both)
Handle	UltraPro S.S. (Both)	UltraPro C.C. (Both)	UltraPro S.S. (Both)	UltraSoft™ Black (Both)	UltraSoft™ C.C. (Both)
Color/UPC (0-57112-)					
Stainless Steel (C)	09290-4		09289-8	09667-4	
White-on-White (S)		09436-6			08670-5
Bisque-on-Bisque (Q)		09438-0			
Black-on-Black (B)		09437-3			08671-2
Specifications					
Interior Oven Dimensions (WxHxD)	20-1/2"x16-1/2"x18-1/32"	20-1/2"x16-1/2"x18-1/32"	20-1/2"x16-1/2"x18-1/32"	20-1/2"x16-1/2"x18-1/32"	20-1/2"x16-1/2"x18-1/32"
Oven Capacity	3.5 Cu. Ft. (Both)	3.5 Cu. Ft. (Both)	3.5 Cu. Ft. (Both)	3.5 Cu. Ft. (Both)	3.5 Cu. Ft. (Both)
Shipping Weight (Approx.)	263 Lbs.	257 Lbs.	245 Lbs.	200 Lbs.	200 Lbs.
Connected Load (kW Rating) 240/208 Volts	8.2/6.2	8.2/6.2	6.8/5.1	6.9/5.2	6.9/5.2
Amps @ 240/208 (Approx.)*	34.2/29.8	34.2/29.8	28.3/24.5	28.3/25	28.3/25
Minimum Circuit Required - Amps*	40	40	40	40	40
Bake Element Wattage 240/208 Volts	2700/2028	2700/2028	2300/1727	2300/1727	2300/1727
Broil Element Wattage 240/208 Volts	3400/2554	3400/2554	3400/2554	3400/2554	3400/2554
Armored Electrical Cable	*	*	*	*	*

30" & 27" SINGLE ELECTRIC WALL OVENS

30" Models	PLEB30S9FC	GLEB30S9F	FEB30S7FC	FEB30S6FC	FEB30S5GC	FEB30S5SD
Series	Professional	Gallery	Frigidaire	Frigidaire	Frigidaire	Frigidaire
Nominal Cabinet Size/Configuration	30" Single	30" Single	30" Single	30" Single	30" Single	30" Single
Oven Features						
Convection Cooking System	EvenCook3™	EvenCook3™	SpeedBake®	SpeedBake®		
Self-Cleaning Oven with Auto-Latch™ Safety Lock	•	•	•	•	•	•
Speed Clean	•	•	•	•		
Maxx Clean™	•	•	•	•		
Dual Radiant™ Baking and Roasting System	•	•	•	•	•	•
Six-Pass Element with Vari-Broil™	400°-550°	400°-550°	Hi/Low	Hi/Low	Hi/Low	Hi/Low
Hidden Bake Element	•	•	•	•	•	•
Interior Oven Light (Automatic & Switched)	2	2	1	1	1	1
Porcelain Broiler Pan with Grill	•	•	•	•	•	•
Oven Racks (# per Cavity)	3 Heavy Duty	3 Heavy Duty	2	2	2	2
Convection Roasting Rack	•	•	•	•	•	•
Removable Oven Door	•	•	•	•	•	•
Control Panel Features						
Electronic Clock/Timer/Temperature Display	•	•	•	•	•	•
Automatic Oven (Delay, Cook & Off)	•	•	•	•	•	•
Automatic Oven Shut-Off (12 hour)	•	•	•	•	•	•
F° or C° Programmable	•	•	•	•	•	•
Integrated Oven Light (Touch Pad)	•	•	•	•	•	•
Sabbath Mode (Star-K Certified)	•	•	•	•	•	•
Oven Style						
Color	Stainless Steel	Color	Stainless Steel	Stainless Steel	Stainless Steel	Color
Visualite® Window	Extra Large	Large	Extra Large	Extra Large	Extra Large	Large
Door	Stainless Steel	Color/Glass	Stainless Steel	Stainless Steel	Stainless Steel	Color/Glass
Handle	UltraPro S.S.	UltraPro C.C.	UltraPro S.S.	UltraSoft™ Black	UltraSoft™ Black	UltraSoft™ C.C.
Color/UPC (0-57112-)						
Stainless Steel (C)	09279-9		09278-2	09277-5	09664-3	
White-on-White (S)		09424-3				08658-3
Bisque-on-Bisque (Q)		09426-7				
Black-on-Black (B)		09425-0				08659-0
Specifications						
Interior Oven Dimensions (WxHxD)	24-1/8"x16-1/2"x18-1/32"	24-1/8"x16-1/2"x18-1/32"	24-1/8"x16-1/2"x18-1/32"	24-1/8"x16-1/2"x18-1/32"	24-1/8"x16-1/2"x18-1/32"	24-1/8"x16-1/2"x18-1/32"
Oven Capacity	4.2 Cu. Ft.	4.2 Cu. Ft.	4.2 Cu. Ft.	4.2 Cu. Ft.	4.2 Cu. Ft.	4.2 Cu. Ft.
Under-Counter Installation	•	•	•	•	•	•
Shipping Weight (Approx.)	171 Lbs.	166 Lbs.	156 Lbs.	156 Lbs.	153 Lbs.	149 Lbs.
Connected Load (kW Rating) 240/208 Volts	4.1/3.1	4.1/3.1	3.4/2.6	3.4/2.6	3.4/2.6	3.4/2.6
Amps @ 240/208	17.1/14.9	17.1/14.9	14.5/12.5	14.5/12.5	14.5/12.5	14.5/12.5
Minimum Circuit Required - Amps*	30	30	30	30	30	30
Bake Element Wattage 240/208 Volts	3400/2554	3400/2554	3400/2554	3400/2554	3400/2554	3000/2553
Broil Element Wattage 240/208 Volts	2750/2065	2750/2065	2750/2065	2750/2065	2750/2065	2750/2065
Armored Electrical Cable	•	•	•	•	•	•

27" Models	PLEB27S9FC	GLEB27S9F	FEB27S7FC	FEB27S5GC	FEB27S5SD
Series	Professional	Gallery	Frigidaire	Frigidaire	Frigidaire
Nominal Cabinet Size/Configuration	27" Single	27" Single	27" Single	27" Single	27" Single
Oven Features					
Convection Cooking System	EvenCook3™	EvenCook3™	SpeedBake®		
Self-Cleaning Oven with Auto-Latch™ Safety Lock	•	•	•	•	•
Speed Clean	•	•	•		
Maxx Clean™	•	•	•		
Dual Radiant™ Baking and Roasting System	•	•	•	•	•
Six-Pass Element with Vari-Broil™	400°-550°	400°-550°	Hi/Low	Hi/Low	Hi/Low
Hidden Bake Element	•	•	•	•	•
Interior Oven Light (Automatic & Switched)	2	2	1	1	1
Porcelain Broiler Pan with Grill	•	•	•	•	•
Oven Racks (# per Cavity)	3 Heavy Duty	3 Heavy Duty	2	2	2
Convection Roasting Rack	•	•	•	•	•
Removable Oven Door	•	•	•	•	•
Control Panel Features					
Electronic Clock/Timer/Temperature Display	•	•	•	•	•
Automatic Oven (Delay, Cook & Off)	•	•	•	•	•
Automatic Oven Shut-Off (12 hour)	•	•	•	•	•
F° or C° Programmable	•	•	•	•	•
Integrated Oven Light (Touch Pad)	•	•	•	•	•
Sabbath Mode (Star-K Certified)	•	•	•	•	•
Oven Style					
Color	Stainless Steel	Color	Stainless Steel	Stainless Steel	Color
Visualite® Window	Extra Large	Large	Extra Large	Extra Large	Large
Door	Stainless Steel	Color/Glass	Stainless Steel	Stainless Steel	Color/Glass
Handle	UltraPro S.S.	UltraPro C.C.	UltraPro S.S.	UltraSoft™ Black	UltraSoft™ C.C.
Color/UPC (0-57112-)					
Stainless Steel (C)	09283-6		09282-9	09665-0	
White-on-White (S)		09421-2			08645-3
Bisque-on-Bisque (Q)					
Black-on-Black (B)		09422-9			08646-0
Specifications					
Interior Oven Dimensions (WxHxD)	20-1/2"x16-1/2"x18-1/32"	20-1/2"x16-1/2"x18-1/32"	20-1/2"x16-1/2"x18-1/32"	20-1/2"x16-1/2"x18-1/32"	20-1/2"x16-1/2"x18-1/32"
Oven Capacity	3.5 Cu. Ft.	3.5 Cu. Ft.	3.5 Cu. Ft.	3.5 Cu. Ft.	3.5 Cu. Ft.
Under-Counter Installation	•	•	•	•	•
Shipping Weight (Approx.)	152 Lbs.	152 Lbs.	143 Lbs.	142 Lbs.	138 Lbs.
Connected Load (kW Rating) 240/208 Volts	4.1/3.1	4.1/3.1	3.4/2.6	3.4/2.6	3.4/2.6
Amps @ 240/208 (Approx.)*	17.1/14.9	17.1/14.9	14.2/12.5	14.5/12.5	14.5/12.5
Minimum Circuit Required - Amps*	30	30	30	30	30
Bake Element Wattage 240/208 Volts	2700/2028	2700/2028	2300/1727	2300/1727	2300/1727
Broil Element Wattage 240/208 Volts	3400/2554	3400/2554	3400/2554	3400/2554	3400/2554
Armored Electrical Cable	•	•	•	•	•



White

Black

Bisque



27" SIDE-SWING DOOR SINGLE ELECTRIC WALL OVEN

Model	GLEB27S7C
Series	Gallery
Nominal Cabinet Size / Configuration	27" Single
Oven Features	
Convection Cooking System	SpeedBake®
Self-Cleaning Oven with Auto-Latch™ Safety Lock	•
Dual Radiant™ Baking and Roasting System	•
Six-Pass Element with Vari-Broil™ (# Temperatures)	6
Interior Oven Light (Automatic & Switched)	1
Porcelain Broiler Pan with Grill	•
Oven Racks (# per Cavity)	3 Heavy Duty
Convection Roasting Rack	•
Reversible (Side-Swing) Oven Door	•
Control Panel Features	
Electronic Clock/Timer/Temperature Display	•
Automatic Oven (Delay, Cook & Off)	•
Automatic Oven Shut-Off (12 hour)	•
F° or C° Programmable	•
Integrated Oven Light (Touch Pad)	•
Sabbath Mode	•
Door Style	
Window	•
Door	Color / Glass
Color / UPC (0-57112-)	
White-on-White (S)	08389-6
Black-on-Black (B)	08390-2
Specifications	
Interior Oven Dimensions (W x H x D)	20" x 16" x 18-1/2"
Oven Capacity	3.4 Cu. Ft.
Under-Counter Installation	•
Shipping Weight (Approx.)	125 Lbs.
Connected Load (kW Rating) 240/208 Volts	3.4/2.6
Amps @ 240/208 (Approx.)*	11.3/10.0
Minimum Circuit Required - Amps*	30
Bake Element Wattage 240/208 Volts	2300/1727
Broil Element Wattage 240/208 Volts	3400/2554
Armored Electrical Cable	•

*Consult Local/National Electric Codes



White

Black

24" SINGLE ELECTRIC WALL OVENS

Models	FEB24S5A	FEB24S2A
Series	Frigidaire	Frigidaire
Nominal Cabinet Size / Configuration	24" Single	24" Single
Oven Features		
Self-Cleaning Oven with Auto-Latch™ Safety Lock	•	•
Manual-Clean Oven	•	•
Dual Radiant™ Baking and Roasting System	•	•
Six-Pass Element with Vari-Broil™	Hi/Low	•
Interior Oven Light (Automatic & Switched)	1	1
Porcelain Broiler Pan with Grill	•	•
Oven Racks (# per Cavity)	2	2
Removable Oven Door	•	•
Control Panel Features		
Electronic Clock/Timer/Temperature Display	•	•
Automatic Oven (Delay, Cook & Off)	•	•
Automatic Oven Shut-Off (12 hour)	•	•
F° or C° Programmable	•	•
Sabbath Mode	•	•
Door Style		
Window	•	•
Door	Color / Glass	Color / Glass
Handle	Color	Color
Color / UPC (0-57112-)		
White-on-White (S)	08068-0	08071-0
Bisque-on-Bisque (Q)	08079-6	•
Black-on-Black (B)	08070-3	08072-7
Specifications		
Interior Oven Dimensions (W x H x D)	17" x 16" x 18-1/2"	18-1/2" x 16" x 18-1/2"
Oven Capacity	2.9 Cu. Ft.	3.1 Cu. Ft.
Shipping Weight (Approx.)	114 Lbs.	99 Lbs.
Connected Load (kW Rating) 240/208 Volts	3.4/2.6	3.4/2.6
Amps @ 240/208	14.5/12.5	14.5/12.5
Minimum Circuit Required - Amps*	30	30
Bake Element Wattage 240/208 Volts	2100/1577	2100/1577
Broil Element Wattage 240/208 Volts	3400/2554	3400/2554
Armored Electrical Cable	•	•

*Consult Local/National Electric Codes



White

Black

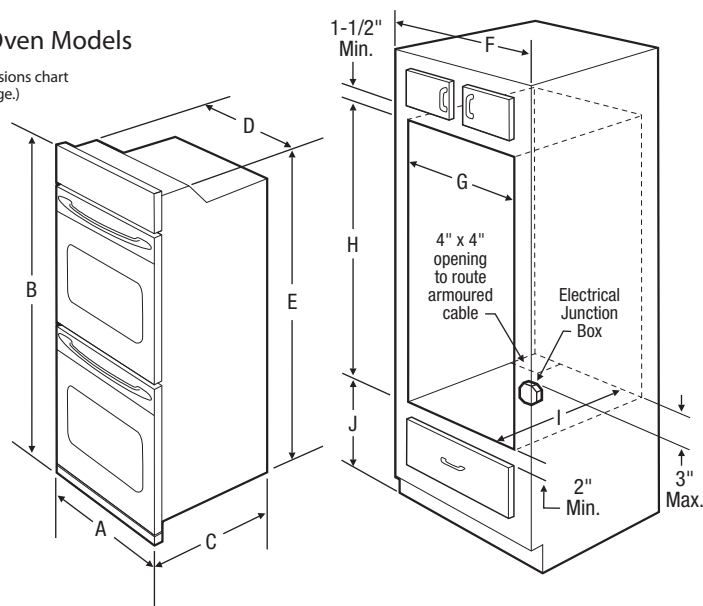
Bisque

DOUBLE & SINGLE ELECTRIC WALL OVEN INSTALLATION

The following dimension and cutout information is for planning purposes only. For complete installation details consult manual packed with product, or download manual at Customer Service, online at frigidaire.com.

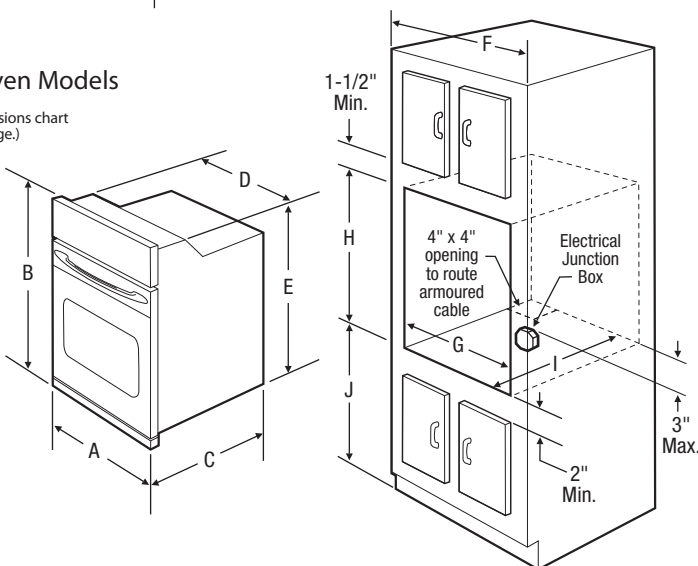
Double Oven Models

(Refer to dimensions chart on opposite page.)



Single Oven Models

(Refer to dimensions chart on opposite page.)



Installation Notes:

Existing Cabinet Cutout Installation –

It is also possible to install Frigidaire® wall ovens into existing cabinet cutouts with openings greater than dimensions specified in chart on opposite page.

Wall Oven Model (to be installed)	Existing Cutout Height (if greater than)
30" or 27" Double	49-1/2"
30" Double	49-7/8"
30" or 27" Single	28-1/8"
30" Single	28-5/8"
27" Single (Side-Swing Model Only)	29"
24" Single	28-1/8"

For complete installation details on this procedure consult manual packed with product, or download manual at Customer Service, online at frigidaire.com.

Oven Base Support –

- Double wall oven base must be capable of supporting 300 lbs.
- Single wall oven base must be capable of supporting 150 lbs.

Oven Door Swing Clearances –

- 30" & 27" Down-Swing Door – Allow 21"
- 24" Down-Swing Door – Allow 19-3/8"
- 27" Side-Swing Door – Allow 27-1/4" and minimum of 4-1/2" from any obstruction on hinged side of door.

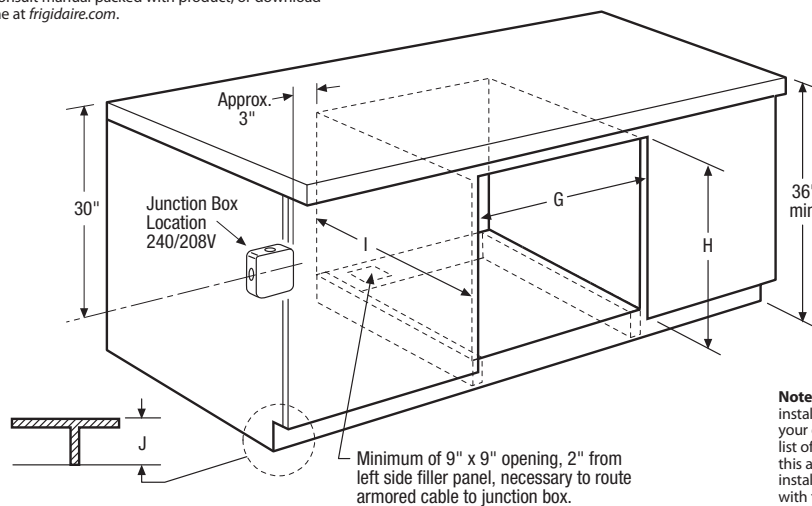
DIMENSIONS

Models	Exterior Dimensions			Wrapper Dimensions		Cabinet	Cutout Dimensions					Clearance
	A-Width	B-Height	C-Depth	D-Width	E-Height	F-Size	G-Width		H-Height		I-Depth	J-To Floor
							Minimum	Maximum	Minimum	Maximum		
30" Double												
PLEB30T9F	30"	50-7/16"	24-1/2"	28-1/4"	48-5/8"	30-1/8"	28-1/2"	29"	49-1/8"	49-7/8"	23-1/2"	11-1/2"
GLEB30T9F	30"	50-7/16"	24-1/2"	28-1/4"	48-5/8"	30-1/8"	28-1/2"	29"	49-1/8"	49-7/8"	23-1/2"	11-1/2"
FEB30T7F	30"	50-7/16"	24-1/2"	28-1/4"	48-5/8"	30-1/8"	28-1/2"	29"	49-1/8"	49-7/8"	23-1/2"	11-1/2"
FEB30T6F	30"	50-7/16"	24-1/2"	28-1/4"	48-5/8"	30-1/8"	28-1/2"	29"	49-1/8"	49-7/8"	23-1/2"	11-1/2"
FEB30T5G	30"	50-7/16"	24-1/2"	28-1/4"	48-5/8"	30-1/8"	28-1/2"	29"	49-1/8"	49-7/8"	23-1/2"	11-1/2"
30" Single												
PLEB30S9F	30"	29"	24-1/2"	28-1/4"	27-3/16"	30-1/8"	28-1/2"	29"	27-1/4"	28-5/8"	23-1/2"	4-1/2" - 31"
GLEB30S9F	30"	29"	24-1/2"	28-1/4"	27-3/16"	30-1/8"	28-1/2"	29"	27-1/4"	28-5/8"	23-1/2"	4-1/2" - 31"
FEB30S7F	30"	29"	24-1/2"	28-1/4"	27-3/16"	30-1/8"	28-1/2"	29"	27-1/4"	28-5/8"	23-1/2"	4-1/2" - 31"
FEB30S6F	30"	29"	24-1/2"	28-1/4"	27-3/16"	30-1/8"	28-1/2"	29"	27-1/4"	28-5/8"	23-1/2"	4-1/2" - 31"
FEB30S5G	30"	29"	24-1/2"	28-1/4"	27-3/16"	30-1/8"	28-1/2"	29"	27-1/4"	28-5/8"	23-1/2"	4-1/2" - 31"
27" Double												
PLEB27T9F	27"	50-7/16"	24-1/2"	24-5/8"	48-5/8"	27-1/8"	24-7/8"	25-1/4"	49-1/8"	49-7/8"	23-1/2"	11-1/2"
GLEB27T9F	27"	50-7/16"	24-1/2"	24-5/8"	48-5/8"	27-1/8"	24-7/8"	25-1/4"	49-1/8"	49-7/8"	23-1/2"	11-1/2"
FEB27T7F	27"	50-7/16"	24-1/2"	24-5/8"	48-5/8"	27-1/8"	24-7/8"	25-1/4"	49-1/8"	49-7/8"	23-1/2"	11-1/2"
FEB27T6F	27"	50-7/16"	24-1/2"	24-5/8"	48-5/8"	27-1/8"	24-7/8"	25-1/4"	49-1/8"	49-7/8"	23-1/2"	11-1/2"
FEB27T5G	27"	50-7/16"	24-1/2"	24-5/8"	48-5/8"	27-1/8"	24-7/8"	25-1/4"	49-1/8"	49-7/8"	23-1/2"	11-1/2"
27" Single												
PLEB27S9F	27"	29"	24-1/2"	24-5/8"	27-3/16"	27-1/8"	24-7/8"	25-1/4"	27-1/4"	28-5/8"	23-1/2"	4-1/2" - 31"
GLEB27S9F	27"	29"	24-1/2"	24-5/8"	27-3/16"	27-1/8"	24-7/8"	25-1/4"	27-1/4"	28-5/8"	23-1/2"	4-1/2" - 31"
GLEB27S7C (Side Swing)	26-7/8"	31-1/8"	25-3/8"	24-11/16"	28-3/32"	27"	24-7/8"	25-1/4"	28-1/8"	30-1/8"	23-1/2"	4-1/2" - 31"
FEB27S7F	27"	29"	24-1/2"	24-5/8"	27-3/16"	27-1/8"	24-7/8"	25-1/4"	27-1/4"	28-5/8"	23-1/2"	4-1/2" - 31"
FEB27S5G	27"	29"	24-1/2"	24-5/8"	27-3/16"	27-1/8"	24-7/8"	25-1/4"	27-1/4"	28-5/8"	23-1/2"	4-1/2" - 31"
24" Single												
FEB24S5A	23-7/8"	30-3/4"	25-3/8"	21-11/16"	28-3/32"	24"	22"	22-1/4"	28-1/8"	30-1/8"	23-1/2"	18" - 31"
FEB24S2A	23-7/8"	30-3/4"	25-3/8"	21-11/16"	28-3/32"	24"	22"	22-1/4"	28-1/8"	30-1/8"	23-1/2"	18" - 31"

*This model can be installed under a counter. Refer to Under-Counter Installation specifications.

UNDER-COUNTER INSTALLATION

The following dimension and cutout information is for planning purposes only. For complete installation details consult manual packed with product, or download manual at Customer Service, online at frigidaire.com.



Note: Certain cooktop models may be installed over this built-in oven. See your dealer or call **1-800-Frigidaire** for list of cooktop models approved for this application. For cooktop installation, see literature supplied with the cooktop unit.

DIMENSIONS

Under-Counter – 30" Single Models	Cutout Dimensions					Clearance
	G-Width		H-Height		I-Depth	J-To Floor*
	Minimum	Maximum	Minimum	Maximum		
PLEB30S9F	28-1/2"	29"	27-1/4"	28-5/8"	23-1/2"	4-1/2"
GLEB30S9F	28-1/2"	29"	27-1/4"	28-5/8"	23-1/2"	4-1/2"
FEB30S7F	28-1/2"	29"	27-1/4"	28-5/8"	23-1/2"	4-1/2"
FEB30S6F	28-1/2"	29"	27-1/4"	28-5/8"	23-1/2"	4-1/2"
FEB30S5G	28-1/2"	29"	27-1/4"	28-5/8"	23-1/2"	4-1/2"

*4-1/2" max. (If no cooktop is installed directly above, 5" max.)

Under-Counter – 27" Single Models	Cutout Dimensions					Clearance
	G-Width		H-Height		I-Depth	J-To Floor*
	Minimum	Maximum	Minimum	Maximum		
PLEB27S9F	24-7/8"	25-1/4"	27-1/4"	28-5/8"	23-1/2"	4-1/2"
GLEB27S9F	24-7/8"	25-1/4"	27-1/4"	28-5/8"	23-1/2"	4-1/2"
GLEB27S7C (Side Swing)	24-7/8"	25-1/4"	28-1/8"	28-5/8"	23-1/2"	4-1/2"
FEB27S7F	24-7/8"	25-1/4"	27-1/4"	28-5/8"	23-1/2"	4-1/2"
FEB27S5G	24-7/8"	25-1/4"	27-1/4"	28-5/8"	23-1/2"	4-1/2"

*4-1/2" max. (If no cooktop is installed directly above, 5" max.)

24" GAS WALL OVENS

Models	FGB24S5DC	FGB24S5A	FGB24L2A	FGB24T3EC	FGB24T3E	FGB24L2E
Series	Frigitaire	Frigitaire	Frigitaire	Frigitaire	Frigitaire	Frigitaire
Nominal Cabinet Size/Configuration	24" Single	24" Single	24" Single+Half	24" Twin	24" Twin	24" Single+Half
Oven Features						
Self-Cleaning Oven with Auto-Latch™ Safety Lock	*	*	*	*	*	*
Manual Clean Porcelain Oven	*	*	*	*	*	*
Electronic Ignition	*	*	*	*	*	*
Interior Oven Light	*	*	*	*	*	*
Oven Racks	2	2	2	3	3	2
In-Oven Broiler	*	*	*	*	*	*
Full-Size Lower Broil Compartment	*	*	*	*	*	*
Glide-Out Broiler	*	*	*	*	*	*
Porcelain Broiler Pan with Grill	*	*	*	*	*	*
Closed-Door Broiling	*	*	*	*	*	*
Removable Storage Drawer	*	*	*	*	*	*
Control Panel Features						
Electronic Oven Control	*	*	*	*	*	*
Mechanical Thermostat & Knob	*	*	*	*	*	*
Automatic Oven (Delay, Cook & Off)	*	*	*	*	*	*
Electronic Clock/Timer	*	*	*	*	*	*
Sabbath Mode	*	*	*	*	*	*
Oven Style						
Color	Black	Color	Color	Black	Color	Black
Window	*	*	*	*	*	*
Door	Stainless Steel	Color/Glass	Color/Glass	Stainless Steel	Color/Glass (Both)	Stainless Steel
Towel-Bar Handle	Black	Color	Color	Black	Color (Both)	Black
Color/UPC (0-57112-)						
Stainless Steel (C)	08694-1			09017-7		09013-9
White (S)		08075-8	08073-4		09015-3	
Black (B)		08076-5	08074-1		09016-0	
Specifications						
Interior Oven Dimensions (WxHxD)	17"x16"x18-1/2"	17"x 16"x18-1/2"	18-1/2"x 16"x 18-1/2"	19"x 14"x 17-5/8"	19"x 14"x 17-5/8"	18-1/2"x 16"x 18-1/2"
Oven Capacity	2.9 Cu. Ft.	2.9 Cu. Ft.	3.2 Cu. Ft.	2.7 Cu. Ft.	2.7 Cu. Ft.	3.2 Cu. Ft.
Shipping Weight (Approx.)	177 Lbs.	173 Lbs.	127 Lbs.	143 Lbs.	143 Lbs.	127 Lbs.
LP Convertible (No Additional Parts Required)	*	*	*	*	*	*
120V/60Hz/15 Amp Power Source Required*	*	*	*	*	*	*

* Consult Local/National Electric Codes.

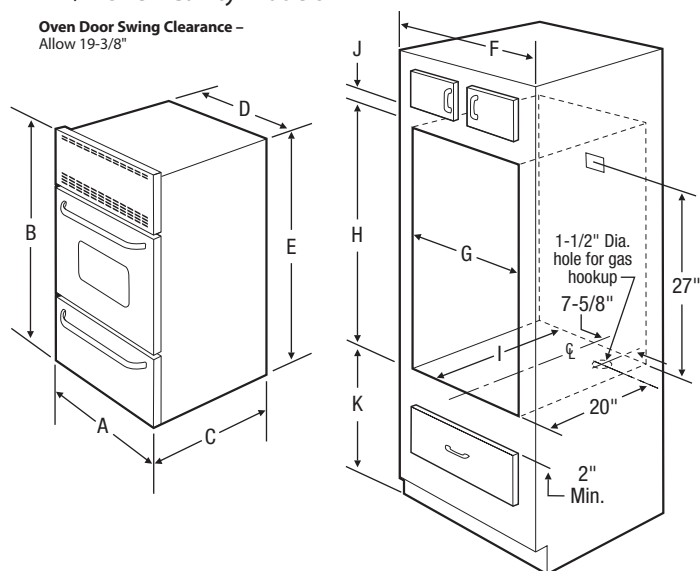


INSTALLATIONS

The following dimension and cutout information is for planning purposes only. For complete installation details consult manual packed with product, or download manual at Customer Service, online at frigitaire.com.

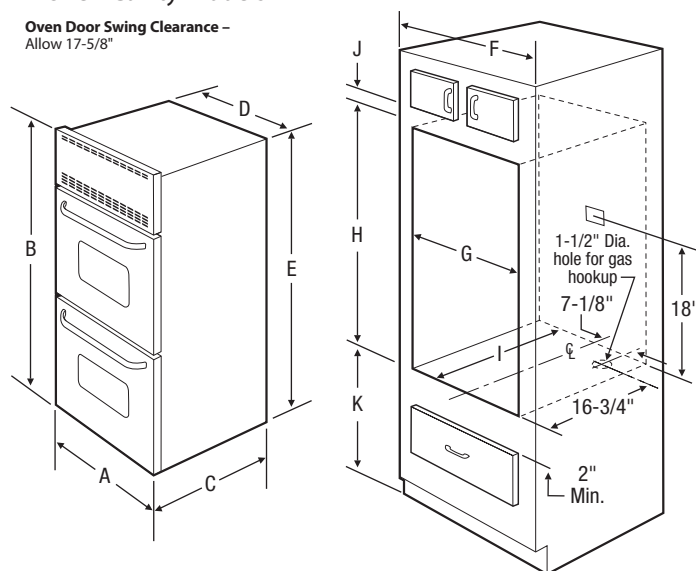
1-1/2 Oven Cavity Models

Oven Door Swing Clearance –
Allow 19-3/8"



2 Oven Cavity Models

Oven Door Swing Clearance –
Allow 17-5/8"



DIMENSIONS

Models	Exterior Dimensions			Wrapper Dimensions			Cabinet				Cutout Dimensions				Clearances		
	A-Width	B-Height	C-Depth	D-Width	E-Height	F-Size	G-Width	H-Height	I-Depth	J-Height	K-To Floor	Minimum	Maximum	Minimum	Maximum	Minimum	Maximum
FGB24S5DC	23-7/8"	38-7/16"	25-3/8"	21-11/16"	37-3/8"	24"	22"	22"	37-1/2"	39"	23-1/2"	1-1/2"	10" - 27-1/2"	1-1/2"	10" - 27-1/2"	1-1/2"	10" - 27-1/2"
FGB24S5A	23-7/8"	38-7/16"	25-3/8"	21-11/16"	37-3/8"	24"	22"	22"	37-1/2"	39"	23-1/2"	1-1/2"	10" - 27-1/2"	1-1/2"	10" - 27-1/2"	1-1/2"	10" - 27-1/2"
FGB24T3A	23-17/32"	42-3/8"	21"	22-5/16"	41-13/16"	24"	22-1/2"	22-1/2"	42-1/8"	42-1/8"	24"	2-1/2"	19-1/2"	2-1/2"	19-1/2"	2-1/2"	19-1/2"
FGB24T3E	23-17/32"	42-3/8"	21"	22-5/16"	41-13/16"	24"	22-1/2"	22-1/2"	42-1/8"	42-1/8"	24"	2-1/2"	19-1/2"	2-1/2"	19-1/2"	2-1/2"	19-1/2"
FGB24L2A	23-7/8"	38-7/16"	25-3/8"	21-11/16"	37-3/8"	24"	22"	22"	37-1/2"	39"	23-1/2"	1-1/2"	10" - 27-1/2"	1-1/2"	10" - 27-1/2"	1-1/2"	10" - 27-1/2"
FGB24L2E	23-7/8"	38-7/16"	25-3/8"	21-11/16"	37-3/8"	24"	22"	22"	37-1/2"	39"	23-1/2"	1-1/2"	10" - 27-1/2"	1-1/2"	10" - 27-1/2"	1-1/2"	10" - 27-1/2"
Lower Broil Cavity																	
FGB24T3A (only)	19"	14"	17-5/8"														



Professional Series® products

30" Built-In Single Oven PLEB30S9FC
30" Warm & Serve® Drawer PLEW30S3FC

Counter-Depth Refrigerator PHSC39EJSS
36" Gas Cooktop PLGC36S9EC



ONE-YEAR LIMITED WARRANTY

Your appliance is covered by a one-year limited warranty. For one year from your original date of purchase, Electrolux will pay all costs for repairing or replacing any parts of this appliance that prove to be defective in materials or workmanship when such appliance is installed, used, and maintained in accordance with the provided instructions.

DISCLAIMER OF IMPLIED WARRANTIES; LIMITATION OF REMEDIES

Customer's sole and exclusive remedy under this limited warranty shall be product repair as provided herein. Claims based on implied warranties, including warranties of merchantability or fitness for a particular purpose, are limited to one year or the shortest period allowed by law, but not less than one year. Electrolux shall not be liable for consequential or incidental damages such as property damage and incidental expenses resulting from any breach of this written limited warranty or any implied warranty. Some states and provinces do not allow the exclusion or limitation of incidental or consequential damages, or limitations on the duration of implied warranties, so these limitations or exclusions may not apply to you. This written warranty gives you specific legal rights. You may also have other rights that vary from state to state.

IF YOU NEED SERVICE

Keep your receipt, delivery slip, or some other appropriate payment record to establish the warranty period should service be required. If service is performed, it is in your best interest to obtain and keep all receipts. Service under this warranty must be obtained by contacting Electrolux at the addresses or phone numbers below. This warranty only applies in the USA and Canada. In the USA, your appliance is warranted by Electrolux Major Appliances North America, a division of Electrolux Home Products, Inc. In Canada, your appliance is warranted by Electrolux Canada Corp. Electrolux authorizes no person to change or add to any obligations under this warranty. Obligations for service and parts under this warranty must be performed by Electrolux or an authorized service company. Product features or specifications as described or illustrated are subject to change without notice.

USA

Electrolux Major Appliances, North America
250 Bobby Jones Expressway
Martinez, GA 30907
1-800-FRIGIDAIRE
frigidaire.com

CANADA

Electrolux Canada Corporation
5855 Terry Fox Way
Mississauga, ON L5V 3E4
1-800-265-8352
frigidaire.ca

Electrolux Major Appliances, N.A.

Every Frigidaire® appliance is backed by the global strength of the Electrolux Group, the world's largest manufacturer of kitchen and cleaning appliances.