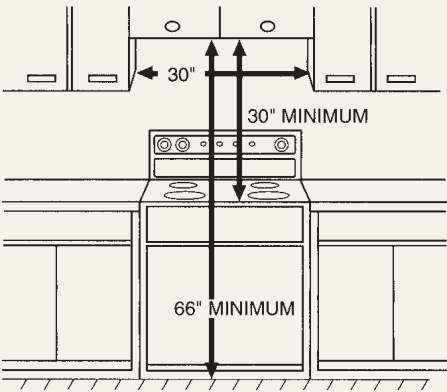




Panasonic Over-The-Range Microwave Ovens

Designed for installation over a range in a standard 30" opening. Make sure the bottom of the top cabinet is 66" or more from the floor and 30" or more from the cooking surface. It is recommended that these over-the-range microwave ovens are mounted to a flush wall of 2"x4" stud and 3/8" minimum thickness drywall or plaster/lath.



NN-SD297SR  
Prestige Over-the-Range Microwave Oven



**Automatic Movable Louvers**  
The automatic movable louvers open when needed for ventilation purposes when the oven's in use. When the cooking or defrosting task is complete, the louvers will automatically close for a more elegant, high-end look that would compliment any kitchen.

**Menu Action Screen (multi-lingual)**  
The Menu Action Screen is like having a chef to assist you in the kitchen. It scrolls step-by-step cooking instructions across the display in a choice of English, Spanish or French.

**Control Panel with Blue LED Dial Rings/Blue Fluorescent Display**  
The silver button control panel, illuminated neon blue spin dials and generous 6-Digit expanded fluorescent display provide a high-end look and a practically effortless navigation experience in the kitchen. The flashing light around the dials take you one step further and guides you through the operation steps conveniently.



**One-Touch Genius Sensor Cook and Reheat**  
The Genius Prestige Sensor adjusts power levels and calculates cooking and reheating times **automatically** for various food types

**Elegant Design with Push-Button Door Release and Stainless Steel Fingerprint Resistant Front**  
Elegant, attractive and easy- to-open, the fingerprint-resistant stainless finish on the front of our Genius Prestige Microwave Oven significantly reduces the amount of unsightly smudging associated with stainless steel appliances. The microwave will look its best – even when preparing some of the messiest recipes.

**Inverter Technology**  
Panasonic **Inverter Technology** perfects the art of cooking with microwave ovens, delivering delicious flavor, excellent color, superb shape and texture in the foods you cook. The consistent delivery of microwave energy means delicate foods can simmer without the edges and surfaces overcooking. Foods have the look and taste of conventional-oven cooking – without the wait!

**Powerful & Super Quiet Exhaust Fan & Lights**  
On four speeds – 420 CFM – the exhaust fan helps remove unwanted food odors without the annoyance of excessive noise. On “Turbo”, the fan will refresh the air passing through the filter quickly at a fast speed of 420 CFM, and the microwave oven light has 2 options (bright & dim) to brighten the stovetop.

**Inverter Turbo Defrost™**  
Panasonic has succeeded in evolving the Turbo Defrost™, which allows you to defrost foods even faster than previous Panasonic Auto Defrost. Panasonic Inverter Turbo technology is an advanced microwave sequencing system using the Inverter continuous power delivery feature.

Specifications																										
Model & Size				Design			Style					Performance					Programmable Cooking Features			Input Power	Model Dimensions & UPCs					
Model Number	Oven Capacity	Turntable Diameter	Cooking Power	Color	Control Panel	Display Panel	Door Front	Door Window	Exterior Wrap	Door Release	Oven Interior	Advanced Technology	Power Settings	Multi-Stage Cooking	Menu Action Screen	Cook-A-Round Automatic Turntable	Sensor Cook / Sensor Reheat	Keep Warm Button	Delay Start Select	120V 60Hz  12.7A, 1430W  AC only	Inside Cavity (inches)	Outside Unit (inches)	Carton Box (inches)	Net Weight	Gross Weight	UPC (0-37988-)
NN-SD297S	2.0 Cu. Ft.	12"	1200 Watts	Stainless Steel	Dual Dials with Button Panel	Expanded 6-Digit "Blue" Fluorescent Display with "Flashing Guidance System"	Fingerprint Resistant Stainless Steel	Half Mirror Glass Door	Stainless Steel	Push Button	Epoxy	Panasonic Inverter Genius Prestige Sensor	10 Levels	5 Stages	Interactive Multi-Lingual	Removable, Revolving Turntable	More/Less Time  Inverter Turbo Defrost	Popcorn Button  Quick (add) Minute(s) Button	Timer Select		W 23-1/4 D 14-7/16 H 9-1/2	W 29-7/8 D 15 H 16-7/16	W 33-3/16 D 18-9/16 H 20-7/16	53 lbs.	55 lbs.	910465



**NN-SD277SR**  
**Over-the-Range**  
**Microwave Oven**



**Removable Louvers**  
 The removable louvers are needed for ventilation purposes when the oven's in use and easily removable for cleaning.

**Menu Action Screen (multi-lingual)**  
 The Menu Action Screen is like having a chef to assist you in the kitchen. It scrolls step-by-step cooking instructions across the display in a choice of English, Spanish or French.

**One-Touch Genius Sensor Cook and Reheat**  
 The Genius Sensor adjusts power levels and calculates cooking and reheating times **automatically** for various food types.

**Easy Pop-Out Control Dial System with Blue/Green Fluorescent Display**  
 The pop-out dial is a departure from the standard keypad found on most microwave ovens.

**Turntable ON/OFF**  
 The round turntables enables you to place oblong dishes inside the microwave while the turntable is in the "off" position.



**Inverter Technology**  
 Panasonic **Inverter Technology** perfects the art of cooking with microwave ovens, delivering delicious flavor, excellent color, superb shape and texture in the foods you cook. The consistent delivery of microwave energy means delicate foods can simmer without the edges and surfaces overcooking. Foods have the look and taste of conventional-oven cooking – without the wait!

**Powerful & Super Quiet Exhaust Fan & Lights**  
 On four speeds – 420 CFM – the exhaust fan helps remove unwanted food odors without the annoyance of excessive noise. On "Turbo", the fan will refresh the air passing through the filter quickly at a fast speed of 420 CFM, and the microwave oven light has 2 options (bright & dim) to brighten the stovetop.

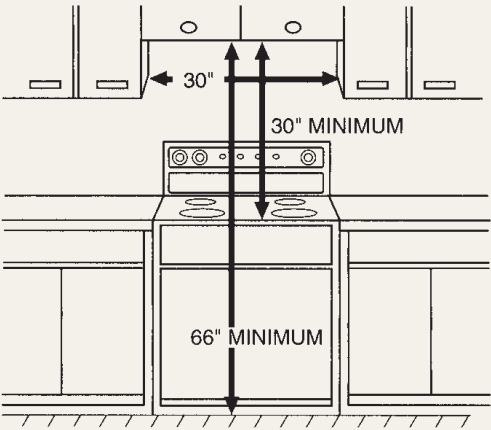
**Inverter Turbo Defrost™**  
 Panasonic has succeeded in evolving the Turbo Defrost™, which allows you to defrost foods even faster than previous Panasonic Auto Defrost. Panasonic Inverter Turbo technology is an advanced microwave sequencing system using the Inverter continuous power delivery feature.

**Elegant Stainless Steel and Mirror Finished Door**  
 Elegant and attractive, the stainless steel finish on the front significantly reduces the amount of unsightly smudging associated with stainless appliances and the mirror finished door adds an elegant look.



**Panasonic Over-The-Range Microwave Ovens**

Designed for installation over a range in a standard 30" opening. Make sure the bottom of the top cabinet is 66" or more from the floor and 30" or more from the cooking surface. It is recommended that these over-the-range microwave ovens are mounted to a flush wall of 2"x4" stud and 3/8" minimum thickness drywall or plaster/lath.



Specifications																											
Model & Size				Design			Style					Performance					Programmable Cooking Features			Input Power	Model Dimensions & UPCs						
Model Number	Oven Capacity	Turntable Diameter	Cooking Power	Color	Control Panel	Display Panel	Door Front	Door Window	Exterior Wrap	Door Release	Oven Interior	Advanced Technology	Power Settings	Multi-Stage Cooking	Menu Action Screen	Cook-A-Round Automatic Turntable	Sensor Cook/ Sensor Reheat	Keep Warm Button			120V 60Hz	Inside Cavity (inches)	Outside Unit (inches)	Carton Box (inches)	Net Weight	Gross Weight	UPC (0-37988-)
NN-SD277SR	2.0 Cu. Ft.	12"	1200 Watts	Stainless Steel	Pop-Out Dial with Flat Panel	Expanded 6-Digit Display	Stainless Steel	Half Mirror Glass Door	Black	Push Button	Epoxy	Panasonic Inverter	10 Levels	5 Stages	Interactive Multi-Lingual	Removable, Revolving Turntable	More/Less Time	Popcorn Button	Delay Start Select	12.7A, 1430W AC only							
												Inverter Turbo Defrost					Quick (add) Minute(s) Button	Timer Select									

**NN-SD277BR/NN-SD277WR**  
**Over-the-Range**  
**Microwave Oven**

**Removable Louvers**  
 The removable louvers are needed for ventilation purposes when the oven's in use and easily removable for cleaning.

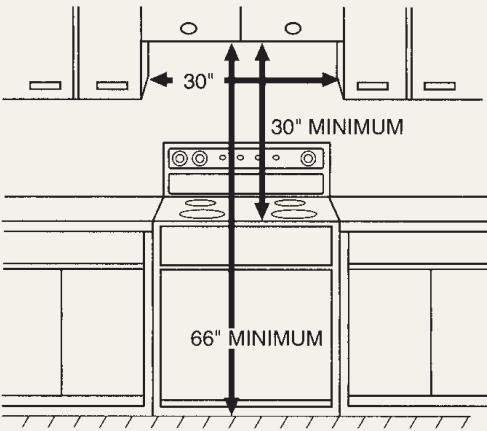


**Menu Action Screen (multi-lingual)**  
 The Menu Action Screen is like having a chef to assist you in the kitchen. It scrolls step-by-step cooking instructions across the display in a choice of English, Spanish or French.



**One-Touch Genius Sensor Cook and Reheat**  
 The Genius Prestige Sensor adjusts power levels and calculates cooking and reheating times **automatically** for various food types.

**Easy Pop-Out Control Dial System with Blue/Green Fluorescent Display**  
 The pop-out dial is a departure from the standard keypad found on most microwave ovens.



**Inverter Technology**  
 Panasonic **Inverter Technology** perfects the art of cooking with microwave ovens, delivering delicious flavor, excellent color, superb shape and texture in the foods you cook. The consistent delivery of microwave energy means delicate foods can simmer without the edges and surfaces overcooking. Foods have the look and taste of conventional-oven cooking – without the wait!

**Powerful & Super Quiet Exhaust Fan & Lights**  
 On four speeds – 420 CFM – the exhaust fan helps remove unwanted food odors without the annoyance of excessive noise. On “Turbo”, the fan will refresh the air passing through the filter quickly at a fast speed of 420 CFM, and the microwave oven light has 2 options (bright & dim) to brighten the stovetop.

**Inverter Turbo Defrost™**  
 Panasonic has succeeded in evolving the Turbo Defrost™, which allows you to defrost foods even faster than previous Panasonic Auto Defrost. Panasonic Inverter Turbo technology is an advanced microwave sequencing system using the Inverter continuous power delivery feature.
















**Control Panel with Push-Button Door Release**  
 Easy-to-open for easy access to cavity and easy-to-spin dial this control panel combination makes it possible to operate the microwave oven easily.











NN-SD277WR

Specifications																											
Model & Size				Design			Style					Performance					Programmable Cooking Features			Input Power	Model Dimensions & UPCs						
Model Number	Oven Capacity	Turntable Diameter	Cooking Power	Color	Control Panel	Display Panel	Door Front	Door Window	Exterior Wrap	Door Release	Oven Interior	Advanced Technology	Power Settings	Multi-Stage Cooking	Menu Action Screen	Cook-A-Round Automatic Turntable	Sensor Cook/ Sensor Reheat	Keep Warm Button			120V 60Hz	Inside Cavity (inches)	Outside Unit (inches)	Carton Box (inches)	Net Weight	Gross Weight	UPC (0-37988-)
NN-SD277BR	2.0 Cu. Ft.	12"	1200 Watts	Black	Pop-Out Dial with Flat Panel	Expanded 6-Digit Display	Black (BR)	Black (BR)	Black (BR)	Push Button	Epoxy	Panasonic Inverter	10 Levels	5 Stages	Interactive Multi-Lingual	Removable, Revolving Turntable	More/Less Time	Popcorn Button	Delay Start Select	Timer Select	12.7A, 1430W AC only	W 23-1/4 D 14-7/16 H 9-1/2	W 29-7/8 D 15-3/8 H 16-7/16	W 33-3/16 D 18-9/16 H 20-7/16	53 lbs.	55 lbs.	910489
NN-SD277WR				White			White (WR)	White (WR)	Genius Sensor			H 9-1/2										H 16-7/16	H 20-7/16	910496			



COUNTER TOP MICROWAVE OVENS										
Specifications										
	Model Number	NN-SD967S	NN-H965BF/WF	NN-SD767S	NN-H765BF/WF	NN-SD667S	NN-SD697S	NN-SN667W/B	NN-SN657S	NN-SD377S
SIZE	Type	Luxury-Full Size	Luxury-Full Size	Full Size	Full Size	Family Size	Full Size	Family Size	Family Size	Compact
	Installation	Counter Top or Built-in	Counter Top	Counter Top or Built-in	Counter Top	Counter Top or Built-in	Counter Top	Counter Top	Counter Top	Counter Top
	Oven Capacity	2.2 cu. ft.	2.2 cu. ft.	1.6 cu. ft.	1.6 cu. ft.	1.2 cu. ft.	1.2 cu. Ft.	1.2 cu. ft.	1.2 cu. Ft.	0.8 cu. ft.
	Cooking Power	1250 Watts	1250 Watts	1250 Watts	1250 Watts	1300 Watts	1300 Watts	1300 Watts	1300 Watts	800 Watts
	Turntable Diameter	16-1/2"	16-1/2"	15"	15"	13-1/2"	13-1/2"	13-1/2"	13-1/2"	9-5/8"
PANASONIC TECHNOLOGY	Panasonic Inverter									---
	Genius Sensor									---
DESIGN	Color	Stainless Steel	Black / White	Stainless Steel	Black / White	Stainless Steel	Stainless Steel	White / Black	Stainless Steel	Stainless Steel
	Control Panel	Pop-Out Dial with Flat Panel	5 Button with Flat Panel	Pop-Out Dial with Flat Panel	5 Button with Flat Panel	Pop-Out Dial with Flat Panel	Pop-Out Dial with Flat Panel	Pop-Out Dial with Flat Panel	Flat Panel	Pop-Out Dial with Button Panel
	Display Panel	6-Digit Expanded Display	6-Digit Expanded Display	6-Digit Expanded Display	6-Digit Expanded Display	6-Digit Expanded Display	4-Digit Expanded	4-Digit Display	4-Digit Display	4-Digit Display
STYLE	Door Front	Stainless Steel	Black / White	Stainless Steel	Black / White	Stainless Steel	Stainless Steel	White / Black	Stainless Steel	Stainless Steel
	Door Window	Reflective Mirror Finish	Black / White	Reflective Mirror Finish	Black / White	Reflective Mirror Finish	Reflective Mirror Finish	White / Black	Black	Reflective Mirror Finish
	Exterior Wrap	Silver	Black / White	Silver	Black / White	Silver	Silver	White / Black	Silver	Silver
	Door Release	Push Button	Push Button	Push Button	Push Button	Push Button	Push Button	Push Button	Push Button	Push Button
PERFORMANCE	Oven Interior	Epoxy	Epoxy	Epoxy	Epoxy	Epoxy	Epoxy	Epoxy	Epoxy	Epoxy
	Power Settings	10 Levels	10 Levels	10 Levels	10 Levels	10 Levels	10 Levels	10 Levels	10 Levels	6 Levels
	Multi-stage Cooking	5 Stages	5 Stages	5 Stages	5 Stages	5 Stages	5 Stages	5 Stages	5 Stages	5 Stages
	Automatic Turntable	Revolving & Removable	Revolving & Removable	Revolving & Removable	Revolving & Removable	Revolving & Removable	Revolving & Removable	Revolving & Removable	Revolving & Removable	Revolving & Removable
PROGRAMMABLE FEATURES	Menu Action Screen	Interactive Multi-Lingual	Interactive Multi-Lingual	Interactive Multi-Lingual	Interactive Multi-Lingual	Interactive Multi-Lingual	Interactive Multi-Lingual	Interactive	---	Interactive
	Sensor Cook	Sensor 18 Menu Items	Sensor 9 Menu Items	Sensor 18 Menu Items	Sensor 9 Menu Items	Sensor 9 Menu Items	Sensor 18 Menu Items	Sensor 9 Menu Items plus	Sensor 15 Menu Items plus 1 Beverage Item (auto)	Auto 8 Menu Items
	Sensor Reheat	yes	yes	yes	yes	yes	yes	yes	yes	Auto Reheat (non sensor)
	More / Less Control	yes	yes	yes	yes	yes	yes	yes	yes	yes
	Inverter Turbo Defrost	yes	yes	yes	yes	yes	yes	yes	yes	---
	Keep Warm Button	yes	yes	yes	yes	yes	yes	yes	yes	yes
	Popcorn Button	yes	yes	yes	yes	yes	yes	yes	yes	yes
	Quick Minute	yes	yes	yes	yes	yes	yes	yes	yes	yes
	Delay Start	yes	yes	yes	yes	yes	yes	yes	yes	yes
	Delay Timer	yes	yes	yes	yes	yes	yes	yes	yes	yes
SPECIFICATIONS	Function Key	---	yes	---	yes	---	---	yes	---	---
	Power Requirements	120V 60Hz; 12.7 A, 1460 Watts; AC only	120V 60Hz; 12.7 A, 1460 Watts; AC only	120V 60Hz; 12.7 A, 1460 Watts; AC only	120V 60Hz; 12.7 A, 1460 Watts; AC only	120V 60Hz; 12.7 A, 1480 Watts; AC only	120V 60 Hz; 12.7A, 1460 Watts; AC only	120V 60Hz; 12.7 A, 1480 Watts; AC only	120V 60Hz; 12.7A, 1480 Watts; AC only	120V 60Hz; 10.5A, 1230 Watts; AC only
	Cavity Dimensions W x D x H (inches)	18-7/16 x 18-1/2 x 10-15/16	18-7/16 x 18-1/2 x 10-15/16	16-7/16 x 18-1/2 x 9	16-7/16 x 18-1/2 x 9	14-3/4 x 15-3/16 x 8-7/8	14-3/4 x 15-3/16 x 8-7/8	14-3/4 x 15-3/16 x 8-7/8	14-3/4 x 15-3/16 x 8-7/8	12-13/16 x 13 x 8-9/16
	Unit Dimensions W x D x H (inches)	23-7/8 x 19-7/16 x 14	23-7/8 x 19-7/16 x 14	21-7/8 x 19-7/16 x 12	21-7/8 x 19-7/16 x 12	20-3/8 x 15-15/16 x 11-7/8	20-3/8 x 15-15/16 x 11-7/8	20-3/8 x 15-15/16 x 11-7/8	20-3/8 x 15-15/16 x 11-7/8	19 x 14-5/16 x 11-1/8
	Carton Dimensions W x D x H (inches)	26-5/8 x 21-1/8 x 16-5/8	26-5/8 x 21-1/8 x 16-5/8	24-5/8 x 21 x 14-3/4	24-5/8 x 21 x 14-3/4	22-3/4 x 18-3/8 x 14-1/16	22-3/4 x 18-3/8 x 14-1/16	22-3/4 x 18-3/8 x 14-1/16	22-3/4 x 18-3/8 x 14-1/16	20-15/16 x 16-5/16 x 13-5/16
	Net Weight	36.8 lbs.	35.3 lbs.	31.1 lbs.	29.8 lbs.	26.0 lbs.	26.0 lbs.	24.3 lbs.	26.0 lbs.	26.2 lbs.
	Gross Weight	43.4 lbs.	41.9 lbs.	39.0 lbs.	37.7 lbs.	29.8 lbs.	29.8 lbs.	28.0 lbs.	29.9 lbs.	30.2 lbs.
	UPC	0-37988-909933	0-37988-909117 (BF) 0-37988-909124 (WF)	0-37988-909957	0-37988-909247 (BF) 0-37988-909254 (WF)	0-37988-909964	0-37988-910120	0-37988-909988 (W) 0-37988-909971 (B)	0-37988-910045	0-37988-910076
	Model Number	TK-929SA	---	TK-729SA	---	---	---	---	---	---
	UPC	0-37988-905881	---	0-37988-905881	---	---	---	---	---	---
27" TRIM KITS	Model Number	TK-929SA	---	TK-729SA	---	---	---	---	---	---
	UPC	0-37988-905881	---	0-37988-905881	---	---	---	---	---	---

PRESTIGE OVER-THE-RANGE MICROWAVE OVENS					
Specifications					
	Model Number	NN-SD297S	NN-SD277SR	NN-SD277BR	NN-SD277WR
SIZE	Type	Luxury-Full Size	Luxury-Full Size	Luxury-Full Size	Luxury-Full Size
	Installation	Over-the-Range	Over-the-Range	Over-the-Range	Over-the-Range
	Oven Capacity	2.0 cu. Ft.	2.0 cu. Ft.	2.0 cu. Ft.	2.0 cu. Ft.
	Cooking Power	1200 Watts	1200 Watts	1200 Watts	1200 Watts
	Turntable Diameter	12"	12"	12"	12"
PANASONIC TECHNOLOGY	Panasonic Inverter				
	Genius Sensor				
DESIGN	Color	Stainless Steel	Stainless Steel	Black	White
	Control Panel	Dual Dials with Button Panel	Pop-Out Dial with Flat Panel	Pop-Out Dial with Flat Panel	Pop-Out Dial with Flat Panel
	Display Panel	Expanded 6-Digit Display with Flashing Guidance System	Expanded 6-Digit Display	Expanded 6-Digit Display	Expanded 6-Digit Display
STYLE	Door Front	Fingerprint Stainless Steel	Stainless Steel	Black	White
	Door Window	Half-Mirror Glass Door	Half-Mirror Glass Door	Black	White
	Exterior Wrap	Stainless Steel	Black	Black	White
	Door Release	Push Button	Push Button	Push Button	Push Button
	Door Interior	Epoxy	Epoxy	Epoxy	Epoxy
PERFORMANCE	Power Settings	10 Levels	10 Levels	10 Levels	10 Levels
	Multi-stage Cooking	5 Stages	5 Stages	5 Stages	5 Stages
	Automatic Turntable	Removable & Revolving	Removable & Revolving	Removable & Revolving	Removable & Revolving
	Menu Action Screen	Interactive Multi-Lingual	Interactive Multi-Lingual	Interactive Multi-Lingual	Interactive Multi-Lingual
PROGRAMMABLE FEATURES	Sensor Cook	yes	yes	yes	yes
	Sensor Reheat	yes	yes	yes	yes
	More/Less Control	yes	yes	yes	yes
	Interter Turbo Defrost	yes	yes	yes	yes
	Keep Warm Button	yes	yes	yes	yes
	Popcorn Button	yes	yes	yes	yes
	Quick Minute	yes	yes	yes	yes
	Delay Start	yes	yes	yes	yes
	Display Timer	yes	yes	yes	yes
	Fuction Key	yes	yes	yes	yes
SPECIFICATIONS	Power Requirements	120V 60 Hz, 12.7A, 1430 Watts, AC only	120V 60 Hz, 12.7A, 1430 Watts, AC only	120V 60 Hz, 12.7A, 1430 Watts, AC only	120V 60 Hz, 12.7A, 1430 Watts, AC only
	Cavity Dimensions W x D x H (inches)	23-1/4 x 14-7/16 x 9-1/2	23-1/4 x 14-7/16 x 9-1/2	23-1/4 x 14-7/16 x 9-1/2	23-1/4 x 14-7/16 x 9-1/2
	Unit Dimensions W x D x H (inches)	29-7/8 x 15 x 16-7/16	29-7/8 x 15-3/8 x 16-7/16	29-7/8 x 15-3/8 x 16-7/16	29-7/8 x 15-3/8 x 16-7/16
	Carton Dimensions W x D x H (inches)	33-3/16 x 18-9/16 x 20-7/16	33-3/16 x 18-9/16 x 20-7/16	33-3/16 x 18-9/16 x 20-7/16	33-3/16 x 18-9/16 x 20-7/16
	Net Weight	53.0 lbs.	53.0 lbs	53.0 lbs	53.0 lbs
	Gross Weight	55.0 lbs	55.0 lbs	55.0 lbs	55.0 lbs
	UPC	0-37988-910405	0-37988-910472	0-37988-910489	0-37988-910496
	Charcoal Filter	NN-CF203	NN-CF203	NN-CF203	NN-CF203