

GSHS9NGY

GE® ENERGY STAR® 29.1 Cu. Ft. Side-By-Side Refrigerator with Integrated Dispenser

Dimensions and Installation Information (in inches)

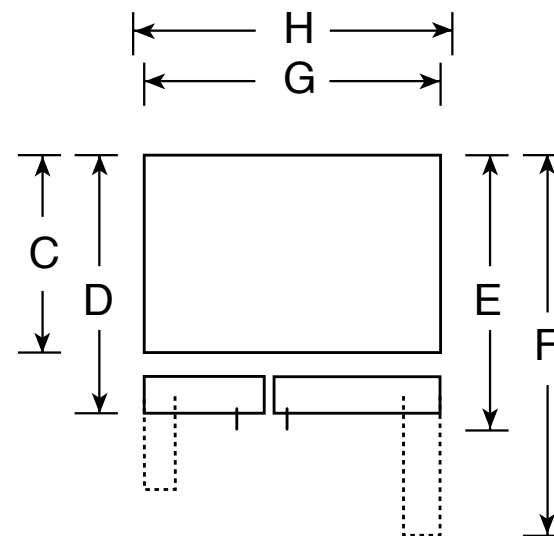
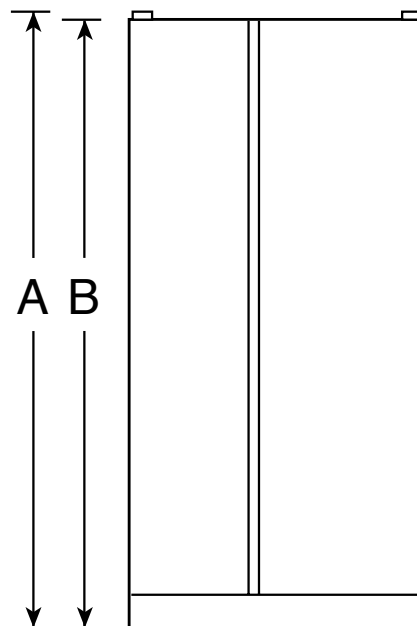
Overall Dimensions	Height to top of hinge (in.) A	69-5/8
	Height to top of case (in.) B	68-3/4
	Case depth without door (in.) C†	28
	Case depth less door handle (in.) D†	33-5/8
	Case depth with door handle (in.) E†	36-1/8
	Depth with fresh food door open 90° (in.) F†	50-1/16
	Width (in.) G	35-3/4
	Width with door open 90° inc. door handle (in.) H	45-1/2
Air Clearances	Each side (in.)	1/8
	Top (in.)	1
	Back (in.)	1

†Water hook-up fits in back air clearance when calculating installation depth.

If installed against a wall, allow clearance of 14-3/16" on freezer side to remove bin.

Clearance required to remove fresh food full-size pan without disassembling is 18-15/16".

Allow additional space for any necessary leveling adjustments.



Top View

For answers to your Monogram®, GE Profile™ or GE® appliance questions, visit our website at ge.com or call GE Answer Center® service, 800.626.2000.



imagination at work



Listed by
Underwriters
Laboratories



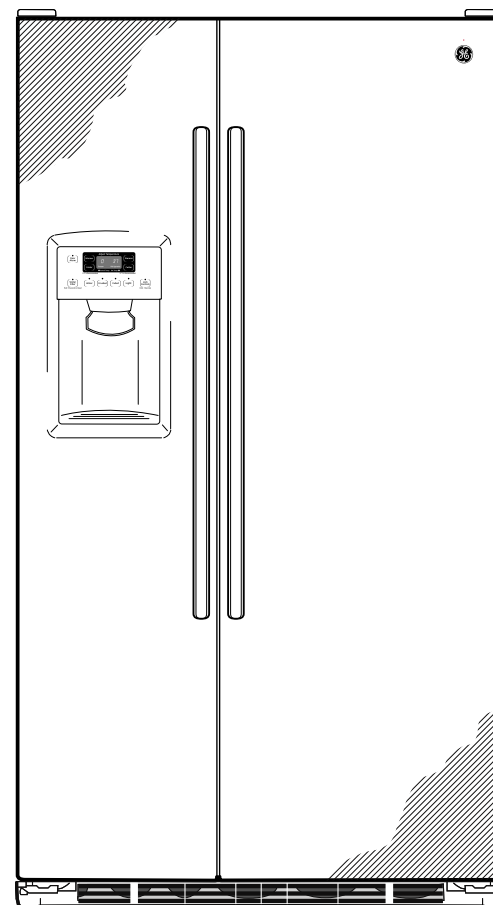
As an ENERGY STAR® partner, GE has determined that this product meets the ENERGY STAR guidelines for energy efficiency.

GSHS9NGY

GE® ENERGY STAR® 29.1 Cu. Ft. Side-By-Side Refrigerator with Integrated Dispenser

Features and Benefits

- Stainless steel crown doors with hidden hinges - Step up to a striking finish with rounded doors and a clean, elegant look
- Integrated dispenser with LED lighting, PreciseFill and UltraFlow100 - Dispenses accurate water amounts and pours up to 100 ounces per minute
- Quick Ice™ setting - Speed up your icemaker to keep up with your life
- TurboCool™ setting - Restores proper temperature to the refrigerator after frequent door openings
- Integrated Ice™ system - Designed to give you more room to store your favorite frozen foods
- Integrated shelf support system - Strong shelf supports add a contemporary look
- Adjustable ClearLook™ door bins - Store gallon containers with ease in the door and free up valuable shelf space
- In-the-door beverage rack - Beverages are easy to grab when you're on the go
- Adjustable, slide-out spillproof glass shelves - Adjustable shelves are designed to make clean up quick and easy
- GE water filtration - one year filter - An indicator light lets you enjoy filtered water with added confidence
- FrostGuard™ technology - Controlled defrosting keeps frozen foods from feeling the burn
- Premium quiet design - Enjoy the sound of GE's most advanced sound control system
- Model GSHS9NGYSS - Stainless steel
- Model GSHF9NGYWW - White
- Model GSHF9NGYBB - Black



imagination at work



As an ENERGY STAR® partner, GE has determined that this product meets the ENERGY STAR guidelines for energy efficiency.