

Getting Started


- 1) Attach the lanyard/buckle to the DP-152.
- 2) Transfer your photos onto the DP-152.
- 3) View your photos on the DP-152.

Step 1: Attach the Lanyard/Buckle

- 1) Pass the lanyard loop through the ring in the direction of the arrow as shown.



- 2) Pass the buckle through the lanyard loop in the direction of the arrow as shown.




- 3) Continue pulling the buckle through the lanyard loop to finish attaching it to the unit.




The included buckle is not designed for climbing, but may be used to attach the DP-152 to a belt, backpack, vest, or other item.






Step 2: Transfer Your Photos


- 1) Install the Photo Viewer software onto your computer from the installation CD.
- 2) Connect the DP-152 to your computer using the supplied USB cable. The DP-152 screen will read "USB Connected".
- 3) Double-click the Photo Viewer icon located on your computer's desktop to start the Photo Viewer. Use the software to transfer and synchronize photos to the DP-152.
- 4) Disconnect the DP-152 from your computer.



 For more help with the Photo Viewer software, please refer to the Instruction Manual.

Step 3: View Your Photos

- Press and hold  to turn the unit on.
- Press  or  to view the previous or next photo, respectively.
- Press  to access the Main Menu. The Main Menu allows you view the clock time and date, as well as adjust the options of the unit.
- Press  twice to turn the unit off.

 The DP-152 should be charged a minimum of four hours before initial use. To charge the unit, connect it to a powered-on computer over USB.

A new or exhausted battery should be charged fully to ensure optimum lifetime performance.

For More Help

Please refer to the accompanying Instruction Manual for further help with your Coby product.

You may also visit our website at:

www.cobyusa.com

to view updates, Frequently Asked Questions (FAQs), and more.

If these resources do not resolve the problem, please contact Coby Technical Support.

Address **Coby Electronics Technical Support**

56-65 Rust Street
Maspeth, NY 11378

Email techsupport@cobyusa.com

Web www.cobyusa.com

Phone 800-727-3592: Weekdays 8:00AM–11:00PM EST
Weekends 9:00AM–5:30PM EST

718-416-3197: Weekdays 8:00AM–5:30PM EST