

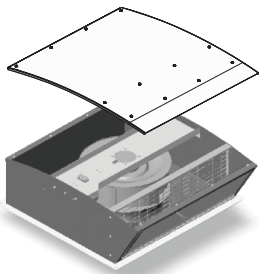
Hy-Ex™ Professional Exterior Ventilator



Quietly Beautiful

- **Hyper-quiet**—70% quieter than conventional remote ventilators; 66 decibels ambient white noise (about that of a window air conditioner) maintains outdoor quiet and eliminates in-hood motor noise.
- **Low Profile**—9" at the highest point, with 7" radiused profile. Restaurant ventilator power, without the industrial fan look.
- **Super Energy Efficient**—high CFM output at 1/3 the power of comparable professional-level remote ventilators.

- **Infinitely Variable Motor Speed Control**—solid state device gives you 100% control to dial in the exact vent power for the current cooking condition.
- **Maintenance-free**—permanently lubricated sealed ball bearings require no upkeep. Thermal overload protection with auto reset, safeguards the system. External rotor construction places the motor at the center of the permanently attached fan wheel for superior cooling, assuring long-life and trouble-free performance.
- **Ultimate Serviceability**—in the unlikely event that the system fails, the Uni-Structure motor/impeller/control assembly is replaced as a unit.
- **7-Year Warranty**—the finest materials and construction allow the industry's best warranty



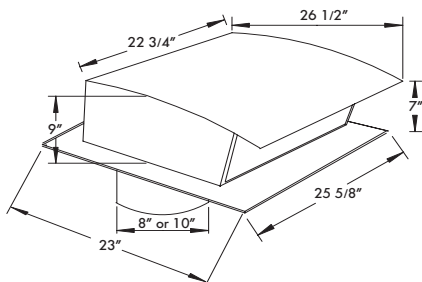
Beautifully Simple

Removable Cover for quick access
Uni-Structure replaced as a unit should system fail
Terminal Block with set screws for easy, reliable connection
Spring Damper seals out cold
Extended Flashing for easy installation



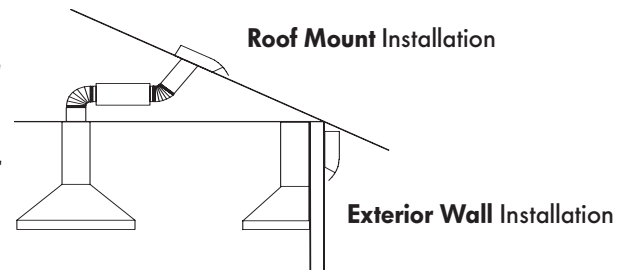
Powerfully Quiet

Superior design moves air 125% more efficiently than other professional ventilators. Integral fan wheel/motor assembly is dynamically balanced on two planes virtually eliminating referred noise to the range hood.



Hy-Ex 1400 CFM Ventilator
 (requires 10" duct)

Hy-Ex 1000 CFM Ventilator
 (requires 8" duct)




Hy-Ex Performance Data

Model Number	HP	RPM (nom)	Volts	Hz	Max. Watts	Max. Amps	Air Flow (CFM) / Static Pressure (Inches W.G)									
							0"	.1"	.2"	.3"	.4"	.6"	.8"	1.0"	1.2"	1.4"
HYEX-1.4	1/3	1660	115	60	361	3.3	1400	1355	1297	1190	1097	1014	901	751	603	511
HYEX-1.0	1/4	1420	115	60	317	2.9	1000	968	926	850	783	724	645	536	431	365

Standard & Optional Decorative Finishes


Galvalume



Matte Black



Metallic Copper



- **Galvalume**—Standard finish, 40+ years life, or paint to match other roof components
- **Matte Black**—Rugged powder coat exterior enamel
- **Metallic Copper**—Powder coat epoxy electrostatically applied