

# PT925SN

## GE Profile™ 30" Built-In Single/Double Convection Wall Oven

### Dimensions and Installation Information (in inches)

KW Rating	
240V	3.9
208V	2.9
Breaker Size	
240V	20 Amps
208V	20 Amps

Most 30" Wall Cabinets can be used with this unit.

**Note:** These ovens are not approved for stackable installations. Cabinets installed adjacent to wall ovens must have an adhesion spec of at least a 194°F temperature rating.

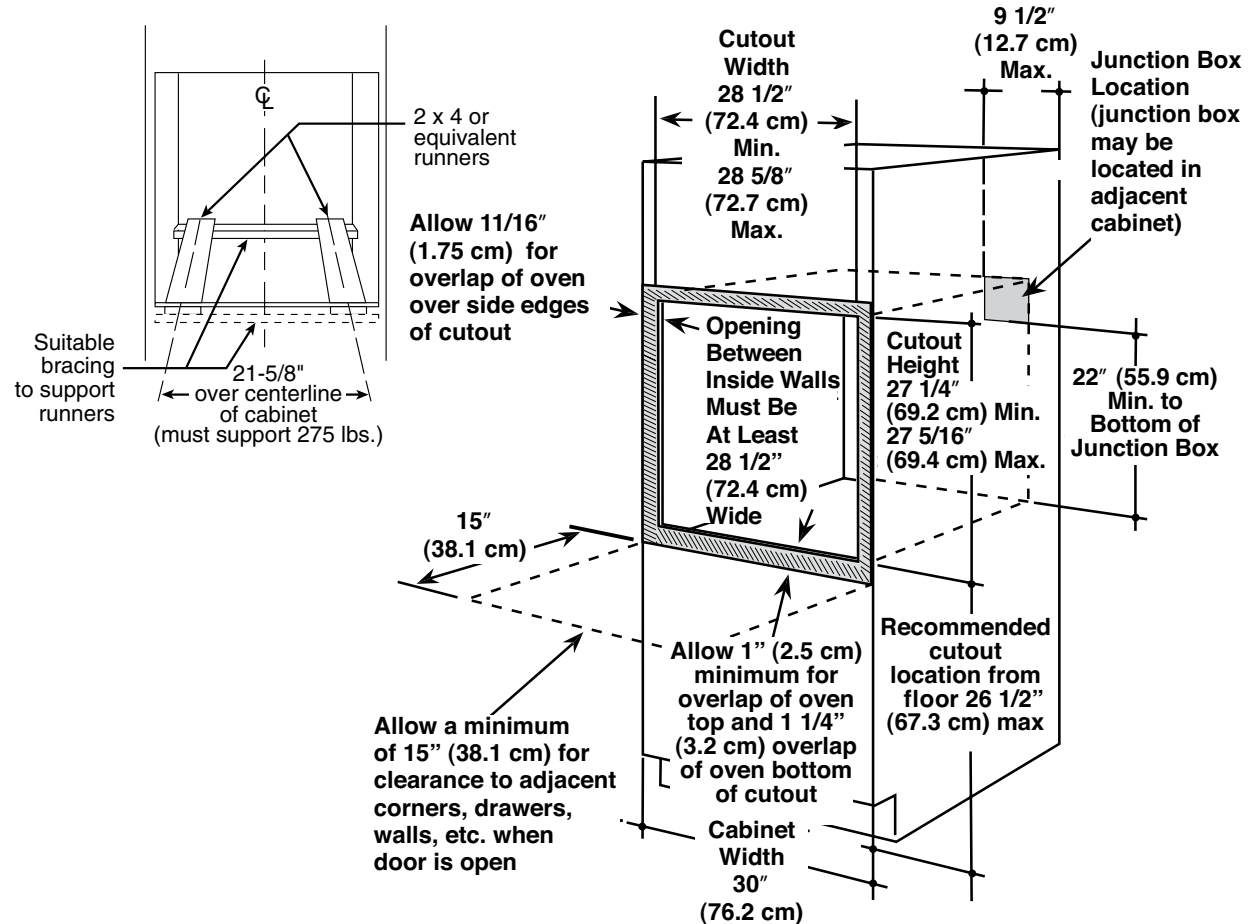
Door handle protrudes 3" from door face. Cabinets and drawers on adjacent 45° and 90° walls should be placed to avoid interference with the handle.

**Electric wall ovens are not approved for installation with a plug and receptacle. They must be hard wired in accordance with installation instructions.**

**Installation Information:** Before installing, consult installation instructions packed with product for current dimensional data.

Side-by-side installations require at least 2" between cutouts.

For answers to your Monogram®, GE Profile™ or GE® appliance questions, visit our website at [ge.com](http://ge.com) or call GE Answer Center® service, 800.626.2000.



Dimension and installation information are shown in inches.



Specification Created 7/08

220245

PT925SN

## GE Profile™ 30" Built-In Single/Double Convection Wall Oven

### Optional Undercounter Dimensions and Installation Information

**Note:** 36" ribbon cooktops are approved for use over GE 30" single wall ovens only. 30" ribbon cooktops are approved for use over GE 30" and GE 27" single wall ovens. Refer to cooktop and wall oven installation information packed with products for current dimensional data.

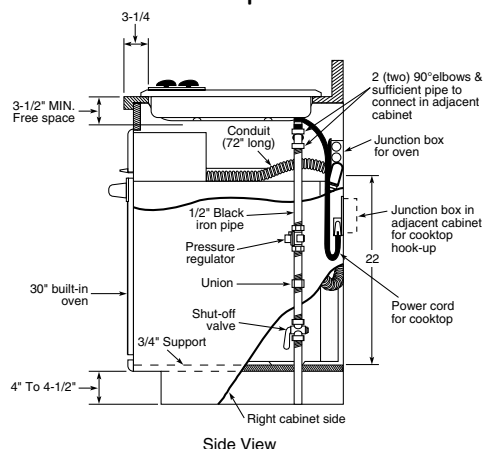
#### **Note: CleanDesign or Sealed Burner Gas**

This installation is to achieve minimum gap between bottom of countertop and control panel. For this installation, the bottom trim will not be flush with a typical 4" toe kick

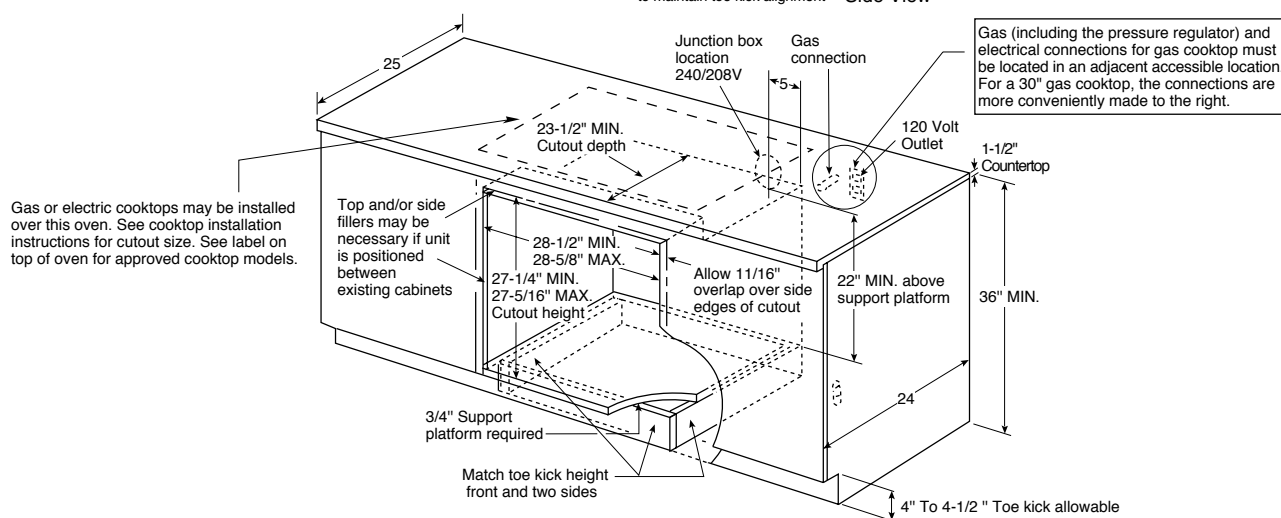
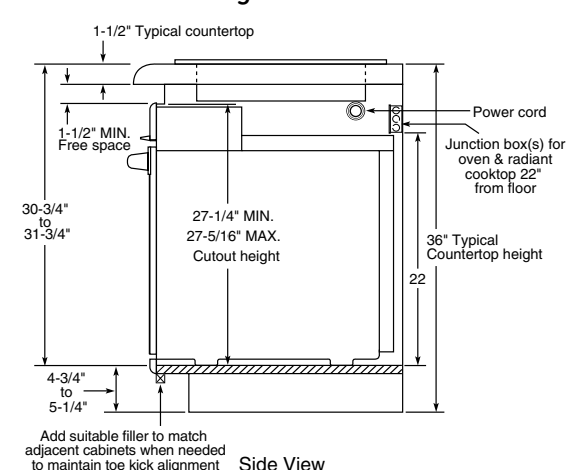
**Note:** Cabinets installed adjacent to wall ovens must have an adhesion spec of at least a 194°F temperature rating.

**Installation Information:** Before installing, consult installation instructions packed with product for current dimensional data.

**With 36" Gas Cooktop**



**With 30" CleanDesign or Sealed Burner Gas Cooktop**



For answers to your Monogram®, GE Profile™ or GE® appliance questions, visit our website at [ge.com](http://ge.com) or call GE Answer Center® service, 800.626.2000.

Dimension and installation information are shown in inches.



Specification Created 7/08

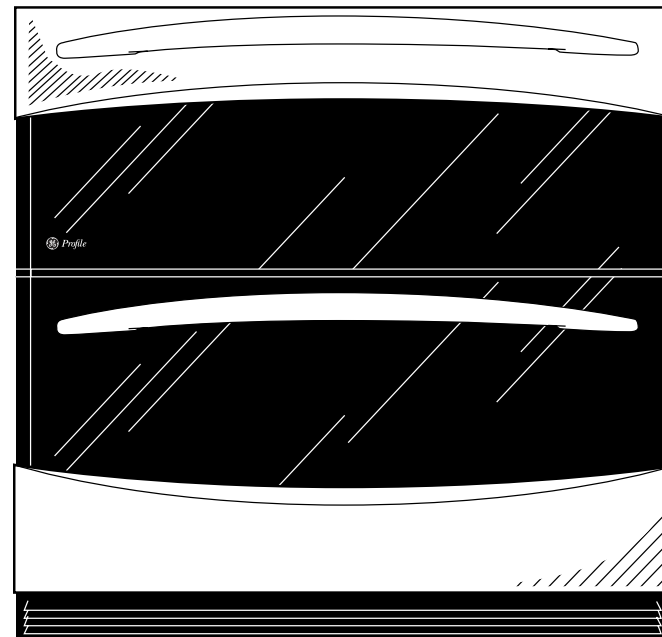
220245

# PT925SN

## GE Profile™ 30" Built-In Single/Double Convection Wall Oven

### Features and Benefits

- Two Ovens in One Space - Cook two different dishes at two different temperatures at the exact time
- EasyReach Oven - Shorter oven doors allow simple access to each oven and take up less space
- Extra-Large 5.0 Cu.Ft. Oven Capacity - Provides an extra-large oven interior ideal for cooking more items at once
- Self-Clean Oven - Conveniently cleans the oven cavity without the need for scrubbing
- PreciseAir™ Convection System - Delivers even air and heat circulation for superior baking and roasting results
- In-The-Door ShadowTouch Controls - Electronic touch controls are located under glass inside the upper oven door
- Pizza Mode - Provides ideal cooking conditions for preparing fresh or frozen pizzas at the touch of a button
- Slow Cook - Offers four slow cook options-pork, poultry, beef and stew-to deliver ideal conditions for specific meals
- Self-Clean Heavy-Duty Oven Racks - Double coated porcelain-enameled racks no longer require hand cleaning
- Model PT925SNSS – Stainless steel



imagination at work

Specification Created 7/08

220245