



COOKING

Professional Built-In Gas 30"/36"W. Cooktop



Standard Features & Accessories

Both models include

- Updated commercial-type styling incorporates refined detailing
- Sealed burners with brass flame ports, porcelain/cast iron caps, and automatic ignition/re-ignition
- Durable metal knobs with childproof, push-to-turn safety feature
- 16,000 BTU burner for faster heat-up

4B model includes

- Dimensioned to fit virtually all 30"W. cooktop cutouts
- Four burners
 - Left front—16,000 BTU high/3,400 BTU low
 - Left rear—12,000 BTU high/1,700 BTU low

- Right rear—8,000 BTU high/1,200 BTU low
- Right front—6,000 BTU high/950 BTU low

- Two separate spill collection areas—each holds 3-1/2 c. liquid spills

6B model includes


- Dimensioned to fit virtually all 36"W. cooktop cutouts—the only "countertop cutout" six-burner cooktop in 36"W.

- Six burners
 - Left front—16,000 BTU high/3,400 BTU low
 - Left rear—12,000 BTU high/1,700 BTU low


- Center front—12,000 BTU high/1,700 BTU low
- Center rear—12,000 BTU high/1,700 BTU low
- Right rear—8,000 BTU high/1,200 BTU low
- Right front—6,000 BTU high/950 BTU low

- Two separate spill collection areas—each holds 4-1/2 c. of liquid spills

Model Options



VGSU103-4B
30"W. Four-Burner Cooktop



VGSU163-6B
36"W. Six-Burner Cooktop

FINISH DETAILS FOR BOTH MODELS

- Stainless Steel (SS) and Black (BK)
 - Finish designates top. Stainless steel trim/frame and control panel.
 - Black porcelain grates, porcelain burner caps, and knobs.
- White (WH)
 - Finish designates top. Dark gray porcelain grates and porcelain burner caps, with white knobs.
- Brass Trim Option (BR)—nameplate, knob bezels, and control panel frame. Brass components have a durable protective coating for maintenance-free normal use.

ORDERING INSTRUCTIONS

First specify model number, and then color code (VGSU102-4BSS). If ordering optional brass trim, specify code at end (VGSU102-4BSSBR). If ordering optional LP conversion, specify code at end (VGSU102-4BSSBRLP).





COOKING

Professional Built-In Gas 30"/36"W. Cooktop




★ Please see
Installation Notes &
Accessories
for important
installation
information,
including
conversion kits.

Dimensions & Specifications

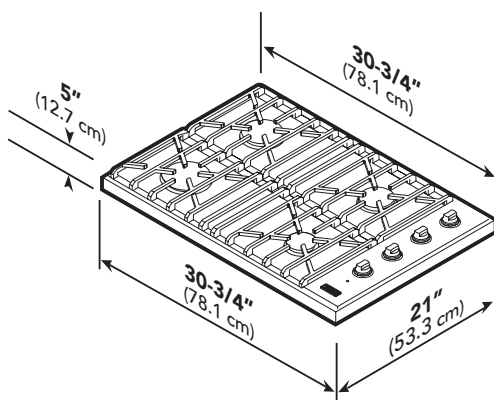
OVERALL PRODUCT DIMENSIONS



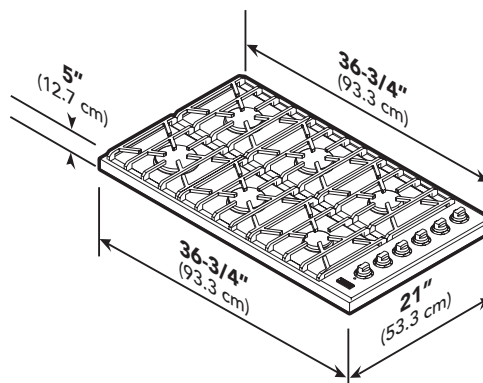
VGSU103-4B
30"W. Four-Burner
Cooktop



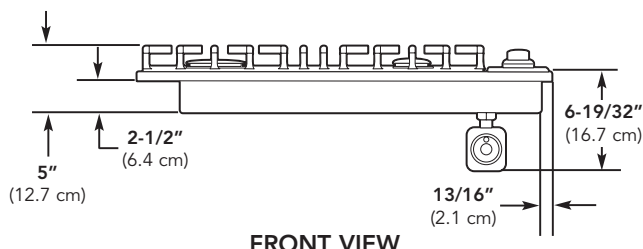
VGSU163-6B
36"W. Six-Burner
Cooktop



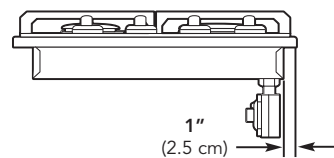
30"W. Models



36"W. Models



FRONT VIEW



SIDE VIEW

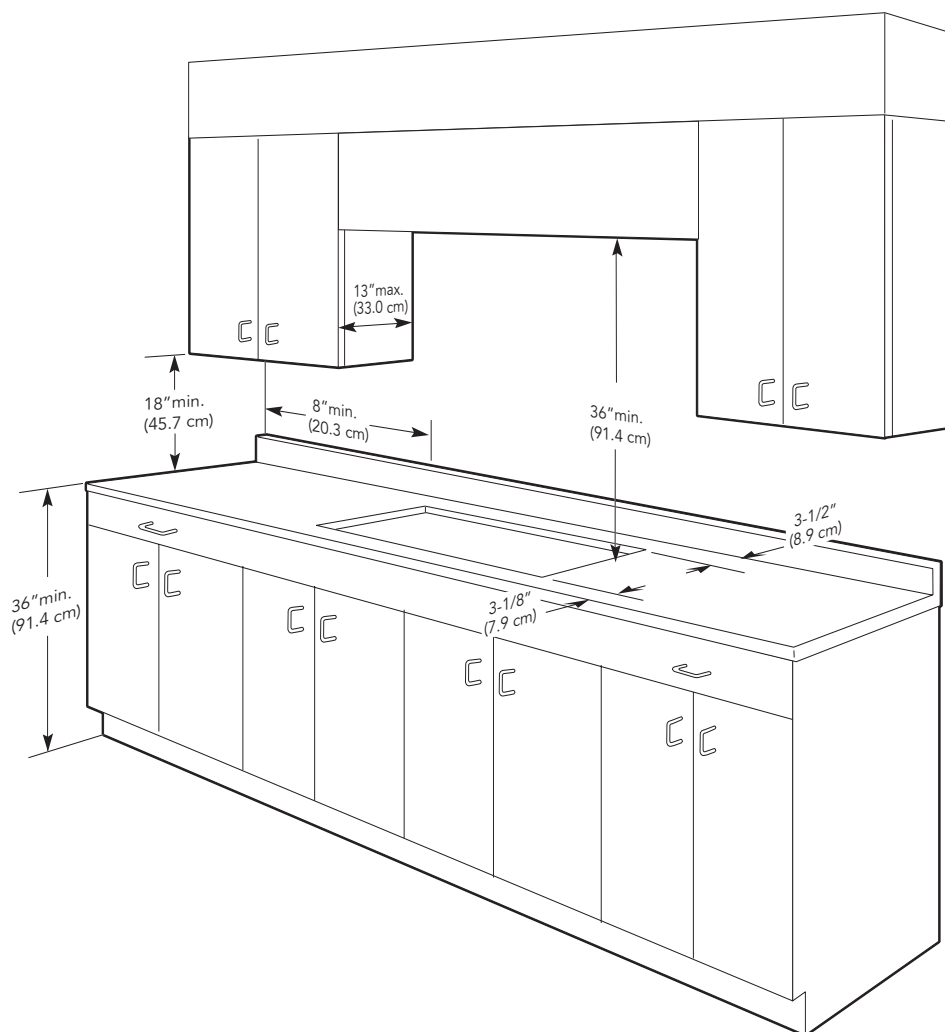
	VGSU103-4B	VGSU163-6B
Overall width	30-3/4" (78.1 cm)	36-3/4" (93.3 cm)
Overall height (top of grate to bottom)	5" (12.7 cm)	
Overall depth (from rear)	21" (53.3 cm)	





Dimensions & Specifications

CLEARANCE DIMENSIONS



Minimum clearances from adjacent combustible construction

- Sides—8" (20.3 cm)
 - Rear—3-1/2" (8.9 cm) min.
 - Within 8" (20.3 cm) side clearance; wall cabinets no deeper than 13" (33.0 cm)
 - Must be minimum 18" (45.7 cm) above countertop
 - Wall cabinets directly above cooktop must be minimum 36" (91.4 cm) above the countertop.
1. The cooktop may be installed directly to existing base cabinets.
 2. The cooktop **cannot** be installed directly adjacent to sidewalls, tall cabinets, tall appliances, or other side vertical surfaces above 36" (91.4 cm) high. There must be a minimum of 8" (20.3 cm) side clearance from the

cooktop to such combustible surfaces above the 36" (91.4 cm) counter height.

3. Within the 8" (20.3 cm) side clearance to combustible vertical surfaces above 36" (91.4 cm), the maximum wall cabinet depth must be 13" (33.0 cm) and wall cabinets within this 8" (20.3 cm) side clearance must be 18" (45.7 cm) above the 36" (91.4 cm) high countertop.
4. Wall cabinet above the cooktop must be a minimum of 36" (91.4 cm) above the countertop for a full width of the cooktop. This minimum height requirement does **not** apply if a hood is installed over the cooking surface.
5. A 120-volt wall receptacle should be located approximately 6" (15.2 cm) below the countertop cutout and

12" (30.5 cm) from the right side of the cutout.

The bottom of the hood should be 30" (76.2 cm) min. to 36" (91.4 cm) above the countertop. This would typically result in the bottom of the hood being 66" (167.6 cm) to 72" (182.9 cm) above the floor. Refer to the hood installation instructions for further information.

Warning

The use of cabinets for storage above the appliance may result in a potential burn hazard. If a cabinet storage is to be provided the risk can be reduced by installing a hood that projects horizontally a minimum of 5" (12.7 cm) beyond the bottom of the cabinets.



UTILITY REQUIREMENTS



GAS

- Shipped natural gas standard; to field convert from natural or LP/Propane, the orifice spuds and regulator must be physically changed.
 - Order conversion kit NK2VGSU to convert natural and LPK-3VGSU to convert to LP
- Accepts standard residential 1/2" (1.3 cm) ID gas service line
- Gas manifold pressure
 - Natural gas 5.0" W.C.P.
 - LP/propane 10.0" W.C.P.



ELECTRICAL

- 4-foot (121.9 cm) cord included with cooktop
- 3-wire with ground/3-prong plug
- 120 V/60 Hz
- Maximum amp usage—2.0




PLUMBING


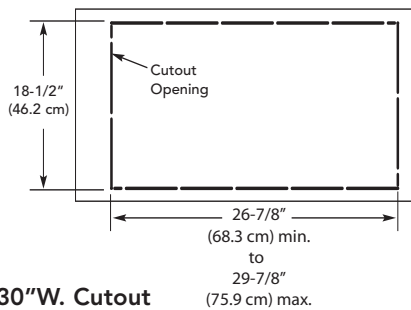
Not applicable

Installation Requirements

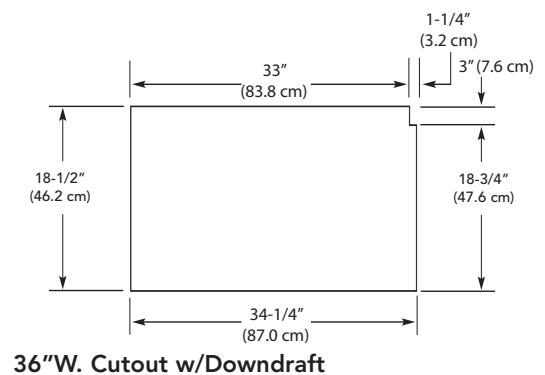
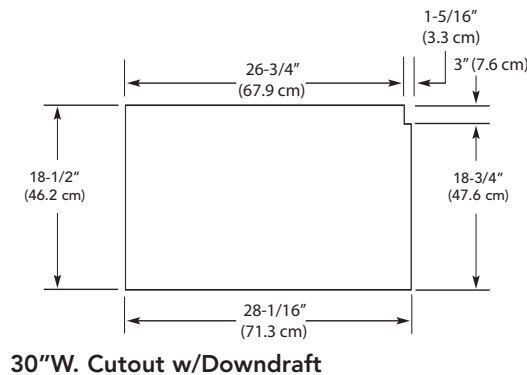
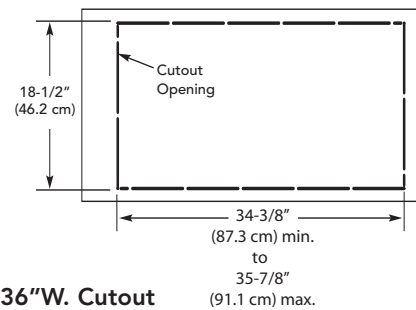
ACCESS REQUIREMENTS



VGUSU103-4B
30"W. Four-Burner Cooktop



VGUSU163-6B
36"W. Six-Burner Cooktop



	VGUSU103-4B	VGUSU163-6B
Cutout width	26-7/8" (68.3 cm) min. to 29-7/8" (75.9 cm) max.	34-3/8" (87.3 cm) min. to 35-7/8" (91.1 cm) max.
Cutout height	2-1/2" (6.4 cm) min.	
Cutout depth	18-5/8" (47.3 cm) min. to 20-1/8" (51.1 cm) max.	
Surface burner rating		
Left front	16,000 BTU Nat. (4.8 kW)/15,500 BTU LP (4.65 kW)	
Left rear	12,000 BTU Nat. (3.6 kW)/11,500 BTU LP (3.45 kW)	
Right rear	8,000 BTU Nat. (2.4 kW)/7,500 BTU LP (2.25 kW)	
Right front	6,000 BTU Nat. (1.8 kW)/5,500 BTU LP (1.65 kW)	
Center front/rear	N/A	12,000 BTU Nat. (3.6 kW)/11,500 BTU LP (3.5 kW)



★ Installation Notes & Accessories

Conversion Kits

- For field conversion between gas fuel types
- Kit includes all hardware necessary to convert a 30"W. or 36"W. VGSU cooktop

Model	Description	Approx. ship wt. lbs. (kg)
LPK3-VGSU	Natural to LP/propane conversion kit	1 (0.5)
NK2-VGSU	LP/propane to natural conversion kit	1 (0.5)

Compliance Information



WARRANTY INFORMATION*

- One-year full warranty—complete product
- Five-year limited warranty—surface burners
- Ninety-day limited warranty—cosmetic parts such as glass, painted, and decorative items

* For complete warranty see *Use & Care Guide*. Warranty valid on Viking products shipped within the United States and Canada.

