



W1067-91K



W1067-90K



W1067-872



W1067-863



W1067-860 & -880

FLEXSTEEL™  
**statements**™

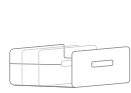
Bedroom

Transitional Elegance

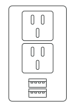
W1067 Verona

# W1067 Verona Bedroom

	-860	-863	-872	-880	-90K -90Q	-91K -91Q
<b>Features</b>						
Soft Close Drawers	●	●	●			
Outlet & USB Ports		●				
Storage	●	●	●			
Platform Bed					●	●
Performance Fabric						●



SOFT CLOSE DRAWERS



OUTLETS & USB PORTS



PERFORMANCE FABRIC



STORAGE



PLATFORM BED



USB-A+C & Power Outlets



Antique Bronze Hardware



Upholstered Headboard & Footboard Performance Fabric

	Overall Height	Overall Width	Overall Depth
-860 Dresser	35"	68"	18"
-863 Nightstand	27"	26"	18"
-872 Drawer Chest	54"	40"	18"
-880 Mirror	37"	37"	2"
-90K King Panel Bed	55"	83"	86"
-90Q Queen Panel Bed	55"	67"	86"
-91K King Upholstered Bed	55"	83"	86"
-91Q Queen Upholstered Bed	55"	67"	86"

## NOTES

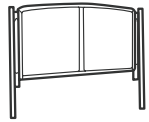
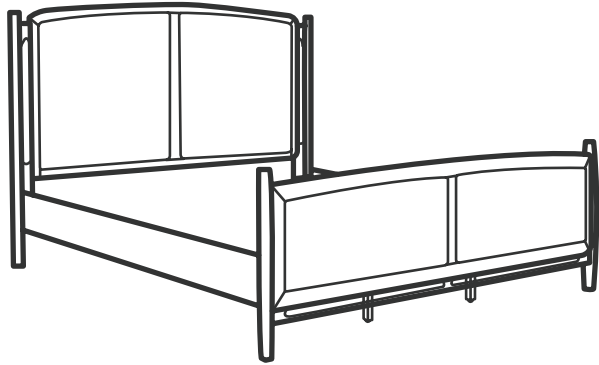
- Constructed with rubberwood solids and white oak veneers
- Includes a duplex electrical outlet on the back side, with a USB-A and USB-C port for charging devices (-863)
- Warm, medium brown oak finish with antique bronze hardware (-860, -863 & -872)
- Spacious drawers for storage (-860, -863 & -872)
- Soft-close drawers are constructed with dovetail joinery for superior strength (-860, -863 & -872)
- Anti-tip kit included with safety-tested mounting hardware and instructions (-860 & -872)
- Mirror (-880) can be mounted to the dresser (-860) or to the wall for a floating look
- Box spring mattress not required & comes with mattress support slats (-90K, -90Q, -91K & -91Q)

**FLEXSTEEL®**

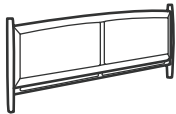
Dimensions are in inches and are subject to variance. Please visit [Flexsteel.com](http://Flexsteel.com) for most accurate dimensions. Options and features are subject to change without notice. Printed cover samples may vary from actual swatches. Please refer to swatches for actual color.

© Flexsteel Industries, Inc. 06/2025  
CP-BDRM-W1067

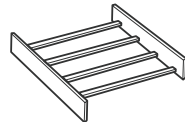
## W1067 Verona Bedroom



Panel Headboard



Panel Footboard



Bed Rails

### **W1067-90Q Queen Panel Bed** | 52H 66W 88D

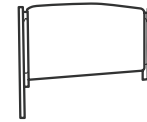
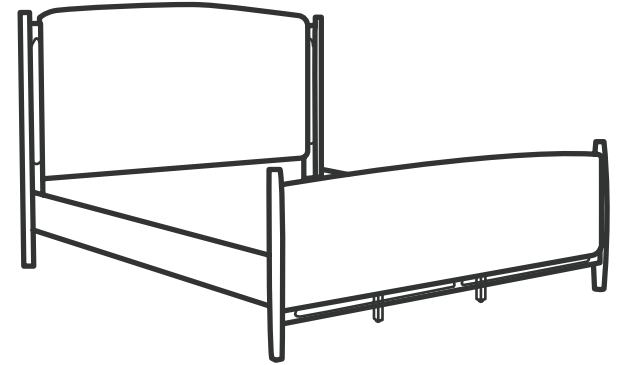
Consists of:

- 90Q1 Queen Panel Headboard | 55H 67W 2D
- 90Q2 Queen Panel Footboard | 28H 67W 2D
- 90Q3 Queen Bed Rails | 8H 82W 1D

### **W1067-90K King Panel Bed** | 52H 81W 86D

Consists of:

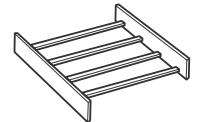
- 90K1 King Panel Headboard | 55H 83W 2D
- 90K2 King Panel Footboard | 28H 82W 2D
- 90K3 King Bed Rails | 8H 82W 1D



Upholstered Headboard



Upholstered Footboard



Bed Rails

### **W1067-91QS Queen Upholstered Bed** | 52H 66W 88D

Consists of:

- 91Q1 Queen Upholstered Headboard | 55H 67W 2D
- 91Q2 Queen Upholstered Footboard | 28H 67W 2D
- 91Q3 Queen Bed Rails | 8H 82W 1D

### **W1067-90KS King Upholstered Bed** | 52H 81W 86D

Consists of:

- 91K1 King Upholstered Headboard | 55H 83W 2D
- 91K2 King Upholstered Footboard | 28H 83W 2D
- 91K3 King Bed Rails | 8H 82W 1D

FLEXSTEEL®

© Flexsteel Industries, Inc. 06/2024  
CP-BDRM-W1067