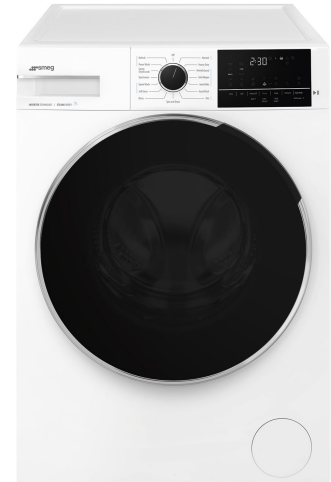


WM24UWH

EAN Code 8017709344337
UPC Code 812895026443
Product family Washing machines
Installation Free-standing
Load type Frontal load



Programs

Controls Electronic
No. of programmes 15
Programs

Anti-Allergen



Sportswear

Normal

HeavyDuty

WrinkleGuard



Spin and Drain



Rinse



SpeedWash

Speed Small Loads

PowerWash



Denim / Darks



Hand-wash



Mix



Refresh



Self Clean

Washing Temperature

Cool

70°F

86°F

105°F

140°F

194°F

Special programs

Refresh



Sportswear



Antiallergic



Jeans



Hand-wash



Quick

Display

Residual time indicator

Delay start

Program progress indicator

Display type



Buttons / Options

Extra Rinse



Quick



Steam



Soak

Child lock

Program progress indicator

Display

End-of-cycle indicator

On display

Technical Features



Motor type	Brushless/Inverter
Electronic control	Yes
Program selection knob	Yes
Spin setting on LED display	No spin/ 600/ 800/ 1200/ 1400/ Rinse hold
Display/led for temperature regulation	Yes
Polypropylene tank	Yes
Drum	Stainless steel
Drum capacity	2.30 cu. ft.

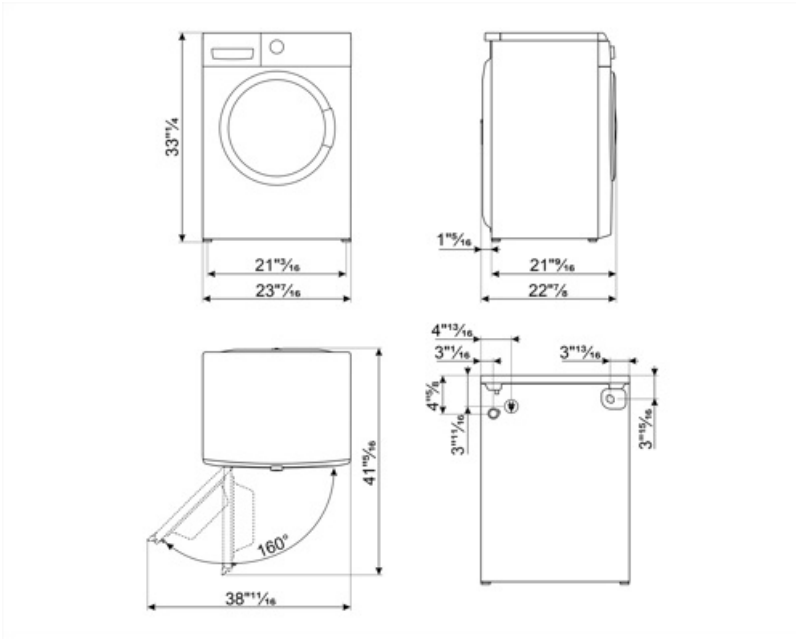
Door diameter	13 3/8 "
Door opening	160°
Automatic variable load	Yes
Anti-foam system	Yes
Load balancing system	Automatic
Easy-to-access filter	Yes
Child lock	Control block
Watersafe system	Yes

Performance / Energy Label

Supplier's name or trademark SMEG

Electrical Connection

Nominal power	1100 W	Frequency	60 Hz
Current	10 A	Power supply cable length	55 1/8 "
Voltage (V)	120 V	Plug	(B) NEMA 5-15P























Compatible Accessories

KITPLV2

Kit extension for dishwasher and washing machine: lenght mt. 2



Symbols glossary

 <p>Variable load: In all models of washing machines is present the system of variable load, according to which the machine automatically diversifies the wash cycle and the time of operation depending on the quantity and type of laundry introduced, allowing a significant saving of water and energy power, up to 30% compared to the versions with fixed load.</p>	 <p>Automatic Load Balancing: provides an ideal distribution of laundry in the drum. In case if the imbalance is detected, the rotation speed starts being controlled in such way to evenly redistribute laundry in the drum, and thus reduce vibration.</p>
 <p>Child lock: some models are fitted with a device to lock the programme/cycle so it cannot be accidentally changed.</p>	 <p>LED display: to show programmes, functions and options selected and the time to the end of the cycle.</p>
 <p>34 cm: Large loading hatch of 34 cm in diameter, makes laundry loading and unloading easier and faster with maximum ease of use.</p>	 <p>This option advises when the periodic cleaning of the filters is needed, in order to avoid forgetfulness and thus guarantee the perfect functioning of the dryer over time. The convenient position of the filters makes maintenance fast and extremely simple.</p>
 <p>Inverter technology: The evolution of Smeg's driers towards more intelligent and environmentally sustainable models has led to the choice of using Inverter technology with heat pumps, which reduces significantly energy consumption.</p>	 <p>Antiallergic: Antiallergic program with particular attention to the total removal of residual detergent.</p>
 <p>Cleaning programme: A cleaning programme has been created to maintain the performance of washer/dryers. The display shows automatically when cleaning is required.</p>	 <p>To drain the water in the machine.</p>
 <p>Hand wash: this specific programme for delicate fabrics uses slower rotations of the drum to ensure the utmost care for clothing.</p>	 <p>Jeans: a washing cycle which is kind to the colour and fabric of denim whilst minimising wrinkles.</p>
 <p>Mixed fabrics: this cycle is designed for lightly soiled laundry in a mix of cottons and synthetics, or can be used just to refresh stored items.</p>	 <p>Super fast: a programme designed to wash small amounts of laundry fast, ideal for washing lightly soiled garments.</p>
 <p>Refresh: an ideal program to refresh the garments that have been kept for a long time indoors and eliminate unpleasant odors, without having to wash.</p>	 <p>Extra rinse: The Extra rinse option: can be added to the selected programme when more thorough cleansing of special fabrics is needed.</p>
 <p>Gym: Gym, a cycle designed for washing lightly soiled garments, ie sports wear, this is a fast wash which is also kind to fabrics.</p>	 <p>Option that allow to reduce times of the selected program.</p>
 <p>SOAK_72dpi</p>	 <p>Steam Option: the steam is perfect for smoothing out creases, refreshing fabrics, neutralizing odors and releasing dirt, destroying allergens more quickly than by washing the item in water.</p>



Jeans / Dark garments: Special cycle designed to meet the washing needs of jeans or dark garments. The program allows you to wash the garments respecting colors and minimizing creases thanks to minimal mechanical action and low temperatures.