

OUTDOOR TILT & EXTEND MOUNT

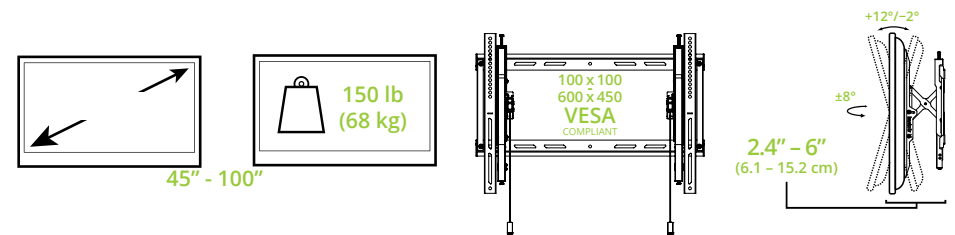
TE300SG

The TE300SG outdoor extendable tilting TV mount keeps your TV safe during stormy weather and gives you features you can't get from a standard tilt mount. A latching system lets you to lock your TV into place when wind kicks up to prevent accidental damage. A simple pull on the release cord allows you to extend your TV up to 6" providing access to the rear of your TV for easy cable management at any time. Included stainless steel Security Torx TV screws provide security and peace of mind while the galvanized coating protects against rust. Capable of supporting up to 150 lbs, nearly any TV between 45" to 100" can mount safely and securely to TE300SG.



FEATURES & SPECIFICATIONS

- Fits most TVs from 45" to 100"
- Supports TVs up to 150 lb (68 kg)
- Accommodates VESA sizes from 100x100 to 600x450
- Latching system to lock tv into place during windy weather
- Tilt mechanism provides +12° to -2° of angle
- 8° of swivel left or right, depending on screen size
- Sits 2.4" (6.1 cm) from the wall
- Extends up to 6" (15.2 cm) from the wall
- Adjustable horizontal leveling
- 27" (68.6 cm) dual stud wall plate accommodates up to 24" stud spacing and lateral shift depending on VESA pattern
- Solid steel construction with durable powder coated finish
- Includes manual and all mounting hardware for wood stud and concrete installation
- Security Torx TV screws
- Five year manufacturer's warranty
- Shipping box weight: 14.7 lb (6.7 kg)
- Shipping Box Dimensions: 30.4" x 8.1" x 3.9" (77.3 x 21.7 x 9.8 cm)
- Product Weight: 12.3 lb (5.6 kg)
- UPC: 800152721705



TECHNICAL ILLUSTRATIONS




WIND RESISTANT

A latch locks your TV in the home position keeping it safe during windy weather. A simple pull of the release cable unlocks the TV allowing for adjustments.




CORROSION RESISTANT

TE300SG is fully galvanized and coated with UV-resistant outdoor paint to resist corrosion and damage when left in even the harshest of environments.



EASY ACCESS

6" of extension lets you easily access the rear of your TV and provides 8 degrees of pan to the left or right. The open wall plate allows you to mount over electrical outlets for clean cable routing.



SAFE & SECURE

TV screws with a specialized head that can only be loosened and tightened with the included Security Torx tools prevent tampering and reduce the chance of theft.



PERFECT PLACEMENT

Nail your TVs vertical placement with oversized TV brackets and a wide wall plate for horizontal adjustment. Post installation leveling is included for a professional looking result.

