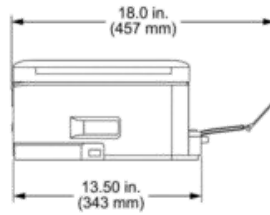
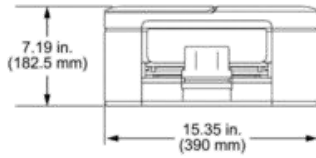


## Specifications

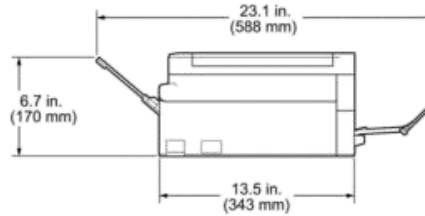
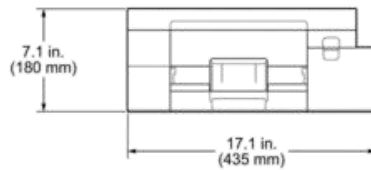
- [General Specifications](#)
- [Document Size Specifications](#)
- [Print Media Specifications](#)
- [Fax Specifications](#)
- [Copy Specifications](#)
- [USB Flash Drive Specifications](#)
- [Scanner Specifications](#)
- [Printer Specifications](#)
- [Interface Specifications](#)
- [Network Specifications](#)
- [Computer Requirements Specifications](#)

### General Specifications

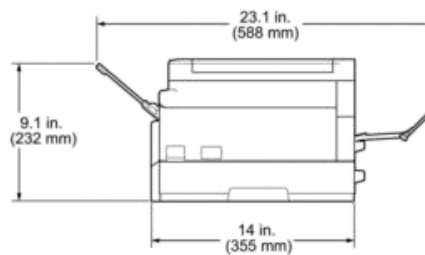
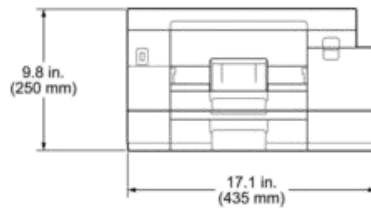
<b>Printer Type</b>		Inkjet
<b>Print Head</b>	<b>Black</b>	Piezo with 210 nozzles x 1
	<b>Color</b>	Piezo with 70 nozzles x 3 (MFC-J1360DW/MFC-J1365DW/MFC-J1410DW) Piezo with 210 nozzles x 3 (MFC-J4355DW/MFC-J4555DW)
<b>Memory Capacity</b>		256 MB
<b>Liquid Crystal Display (LCD)</b>		<ul style="list-style-type: none"> <li>• MFC-J1360DW/MFC-J1365DW/MFC-J4355DW <sup>*1</sup> 1.8 in. (4.5 cm) TFT Color LCD</li> <li>• MFC-J1410DW/MFC-J4555DW <sup>*1</sup> 2.7 in. (6.8 cm) TFT Color Touchscreen LCD</li> </ul>
<b>Power Source</b>		AC 100 to 120 V 50/60 Hz
<b>Power Consumption <sup>*2</sup></b>		<ul style="list-style-type: none"> <li>• MFC-J1360DW/MFC-J1365DW <b>Copying <sup>*3</sup></b>: Approx. 21 W <b>Ready <sup>*4</sup></b>: Approx. 2.5 W <b>Sleep <sup>*4</sup></b>: Approx. 0.6 W <b>Power Off <sup>*4 *5</sup></b>: Approx. 0.15 W</li> <li>• MFC-J1410DW <b>Copying <sup>*3</sup></b>: Approx. 21 W <b>Ready <sup>*4</sup></b>: Approx. 2.5 W <b>Sleep <sup>*4</sup></b>: Approx. 0.6 W <b>Power Off <sup>*4 *5</sup></b>: Approx. 0.15 W</li> <li>• MFC-J4355DW <b>Copying <sup>*3</sup></b>: Approx. 21 W <b>Ready <sup>*4</sup></b>: Approx. 3.0 W <b>Sleep <sup>*4</sup></b>: Approx. 0.8 W <b>Power Off <sup>*4 *5</sup></b>: Approx. 0.10 W</li> <li>• MFC-J4555DW <b>Copying <sup>*3</sup></b>: Approx. 21 W <b>Ready <sup>*4</sup></b>: Approx. 3.5 W <b>Sleep <sup>*4</sup></b>: Approx. 0.8 W <b>Power Off <sup>*4 *5</sup></b>: Approx. 0.10 W</li> </ul>
<b>Dimensions</b>		<ul style="list-style-type: none"> <li>• MFC-J1360DW/MFC-J1365DW/MFC-J1410DW</li> </ul>



• MFC-J4355DW



• MFC-J4555DW



**Weights**

- MFC-J1360DW/MFC-J1365DW/MFC-J1410DW  
16.8 lb (7.6 kg)
- MFC-J4355DW  
19.6 lb (8.9 kg)
- MFC-J4555DW  
22.9 lb (10.4 kg)

**Noise Level**

**Sound Pressure** <sup>6</sup>

**Operating**

- MFC-J1360DW/MFC-J1365DW/MFC-J1410DW
  - Printing  
55.0 dB (A) (Approx.)

		<ul style="list-style-type: none"> <li>- Copying (using the scanner glass) 53.0 dB (A) (Approx.)</li> <li>• MFC-J4355DW/MFC-J4555DW</li> <li>- Printing 54.0 dB (A) (Approx.)</li> <li>- Copying (using the scanner glass) 51.0 dB (A) (Approx.)</li> </ul>
<b>Temperature</b>	<b>Operating</b>	50 to 95 °F (10 to 35°C)
	<b>Best Print Quality</b>	68 to 91.4 °F (20 to 33°C)
<b>Humidity</b>	<b>Operating</b>	20 to 80% (without condensation)
	<b>Best Print Quality</b>	20 to 80% (without condensation)
<b>Automatic Document Feeder (ADF)</b>		Up to 20 pages Paper: 20 lb (80 g/m <sup>2</sup> )

\*1 Measured diagonally

\*2 Measured when the machine is connected to the USB interface. Power consumption varies slightly depending on the usage environment or part wear.

\*3 When using ADF, single-sided printing, resolution: standard / document: ISO/IEC 24712 printed pattern.

\*4 Measured according to IEC 62301 Edition 2.0.

\*5 Even when the machine is turned off, it will automatically turn itself on periodically for print head maintenance, and then turn itself off.

\*6 Noise depends on printing conditions.

## Document Size Specifications

<b>Document Size</b>	<b>ADF Width</b>	5.5 to 8.5 in. (139.7 to 215.9 mm)
	<b>ADF Length</b> <sup>*1</sup>	<ul style="list-style-type: none"> <li>• MFC-J1360DW/MFC-J1365DW/MFC-J1410DW 8.3 to 14.0 in. (210 to 355.6 mm)</li> <li>• MFC-J4355DW/MFC-J4555DW 5.8 to 14.0 in. (148 to 355.6 mm)</li> </ul>
	<b>Scanner Glass Width</b>	Max. 8.5 in. (215.9 mm)
	<b>Scanner Glass Length</b>	Max. 11.7 in. (297 mm)

\*1 Documents that are longer than 11.7 in. (297 mm) must be fed one page at a time.

## Print Media Specifications

<b>Paper Input</b>	<b>Paper Tray #1</b>	<b>Paper Type</b> <sup>*1</sup>	Plain Paper, Inkjet Paper (coated paper), Glossy Paper, Recycled Paper
		<b>Paper Size</b>	Letter, A4, Legal, Mexico Legal, India Legal, Folio, Executive, A5, A6, Envelopes (C5, Com-10, DL, Monarch), Photo (4" x 6" / (10 x 15 cm)), Photo L (3.5" x 5" / (9 x 13 cm)), Photo 2L (5" x 7" / (13 x 18 cm)), Index card (5" x 8" / (13 x 20 cm))
		<b>Maximum Paper Capacity</b>	Up to 150 sheets of 20 lb (80 g/m <sup>2</sup> ) plain paper
	<b>Paper Tray #2 (MFC-J4555DW)</b>	<b>Paper Type</b>	Plain Paper, Recycled Paper
		<b>Paper Size</b>	Letter, A4, Legal, Mexico Legal, India Legal, Folio, Executive, A5

		<b>Maximum Paper Capacity</b>	Up to 250 sheets of 20 lb (80 g/m <sup>2</sup> ) plain paper
<b>Manual Feed Slot</b> (MFC-J4355DW/MFC-J4555DW)	<b>Paper Type</b> <sup>*1</sup>		Plain Paper, Inkjet Paper (coated paper), Glossy Paper, Recycled Paper
	<b>Paper Size</b>		Letter, A4, Legal, Mexico Legal, India Legal, Folio, Executive, A5, A6, Envelopes (C5, Com-10, DL, Monarch), Photo (4" x 6" / (10 x 15 cm), Photo L (3.5" x 5" / (9 x 13 cm), Photo 2L (5" x 7" / (13 x 18 cm), Index card (5" x 8" / (13 x 20 cm)
	<b>Maximum Paper Capacity</b>		Up to 1 sheet
<b>Paper Output</b> <sup>*1 *2</sup>			<ul style="list-style-type: none"> <li>MFC-J1360DW/MFC-J1365DW/MFC-J1410DW Up to 50 sheets of 20 lb (80 g/m<sup>2</sup>) Plain Paper (face up print delivery to the output paper tray)</li> <li>MFC-J4355DW/MFC-J4555DW Up to 100 sheets of 20 lb (80 g/m<sup>2</sup>) Plain Paper (face up print delivery to the output paper tray)</li> </ul>

\*1 For glossy paper, remove any printed pages from the output paper tray immediately to avoid smudging.

\*2 Actual output tray capacity may vary depending on environmental conditions.

## Fax Specifications



This feature is available for MFC-J4355DW/MFC-J4555DW.

<b>Compatibility</b>	ITU-T Group 3
<b>Modem Speed</b>	Automatic Fallback: 14,400 bps
<b>Scanning Width</b> (Single-sided document)	8.19 in. (208 mm) (Letter)
<b>Printing Width</b>	8.26 in. (210 mm) (Letter)
<b>Gray Scale</b>	B&W: 8 bit (256 levels) Color: 24 bit (8 bit per color/256 levels)
<b>Resolution (Horizontal)</b>	203 dpi
<b>Resolution (Vertical)</b>	Standard: 98 dpi (Black) 196 dpi (Color)
	Fine: 196 dpi (Black) 196 dpi (Color)
	Superfine: 392 dpi (Black)
	Photo: 196 dpi (Black)
<b>Address Book</b>	40 numbers (MFC-J4355DW) 100 names x 2 numbers (MFC-J4555DW)

<b>Groups</b>	Up to 6
<b>Broadcasting</b>	90 (40 Address Book/50 Manual Dial) (MFC-J4355DW) 250 (200 Address Book/50 Manual Dial) (MFC-J4555DW)
<b>Automatic Redial</b>	1 time after 5 minutes
<b>Memory Transmission</b>	MFC-J4355DW: Up to 170 pages <sup>*1</sup> MFC-J4555DW: Up to 180 pages <sup>*1</sup>
<b>Out of Paper Reception</b>	MFC-J4355DW: Up to 170 pages <sup>*1</sup> MFC-J4555DW: Up to 180 pages <sup>*1</sup>

\*1 'Pages' refers to the 'ITU-T Test Chart #1' (a typical business letter, Standard resolution, MMR code).

## Copy Specifications

<b>Color/Black</b>	Yes/Yes
<b>Copy Width</b>	8.26 in. (210 mm) <sup>*1</sup>
<b>Multiple Copies</b>	Stacks/Sorts up to 99 pages
<b>Enlarge/Reduce</b>	25% to 400% (in increments of 1%)
<b>Resolution</b>	Prints up to 1200 × 1800 dpi (MFC-J1360DW/MFC-J1365DW) Prints up to 1200 × 2400 dpi (MFC-J1410DW/MFC-J4355DW/MFC-J4555DW)

\*1 When copying on Letter size paper.

## USB Flash Drive Specifications



This function is available for MFC-J4555DW.

<b>Compatible Media</b> <sup>*1</sup>		USB Flash drive <sup>*2</sup>
<b>JPEG Print</b>	<b>Resolution</b>	Up to 1200 x 4800 dpi (MFC-J4555DW)
	<b>Paper Type</b>	Plain Paper, Inkjet Paper (coated paper), Glossy Paper
	<b>Paper Size</b>	Letter, A4, Photo (4" x 6" / (10 x 15 cm), Photo 2L (5" x 7" / (13 x 18 cm)
	<b>File Format</b>	JPEG (Progressive JPEG format is not supported)
<b>Scan to Media</b>	<b>File Format</b>	JPEG, PDF (Color, Gray) TIFF, PDF (Black & White)

\*1 USB Flash drives are not supplied with product.

\*2 Hi-Speed USB 2.0. USB Mass Storage standard. Supported formats: FAT12/FAT16/FAT32/exFAT

## Scanner Specifications

<b>Color/Black</b>	Yes/Yes
<b>TWAIN Compliant</b>	Yes (Windows 10 / Windows 11)
<b>WIA Compliant</b>	Yes (Windows 10 / Windows 11)
<b>Color Depth</b>	30 bit color processing (Input) 24 bit color processing (Output)
<b>Gray Scale</b>	10 bit color processing (Input) 8 bit color processing (Output)

<b>Resolution</b>	Up to 19200 × 19200 dpi (interpolated) <sup>*1</sup> <sup>*2</sup> (from Scanner Glass) Up to 1200 × 2400 dpi (optical) (from ADF) <sup>*3</sup> Up to 1200 × 600 dpi (optical)
<b>Scanning Width and Length</b> (Single-sided document)	(Scanner Glass) Width: Up to 8.42 in. (213.9 mm) Length: Up to 11.61 in. (295 mm) (ADF) <sup>*3</sup> Width: Up to 8.42 in. (213.9 mm) Length: Up to 13.92 in. (353.6 mm)

\*1 The TWAIN driver only (Maximum 1200 × 1200 dpi scanning with the WIA driver in Windows 10 and Windows 11.)

\*2 The scanning range may decrease as the scanning resolution increases.

\*3 ADF models only

## Printer Specifications

<b>Resolution</b>	<ul style="list-style-type: none"> <li>MFC-J1360DW/MFC-J1365DW Up to 1200 × 6000 dpi (Windows only)</li> <li>MFC-J1410DW Up to 1200 × 6000 dpi</li> <li>MFC-J4355DW/MFC-J4555DW Up to 1200 × 4800 dpi</li> </ul>
<b>Printing Width</b> <sup>*1</sup>	8.26 in. (210 mm) Borderless <sup>*2</sup> : 8.50 in. (216 mm)
<b>Borderless</b>	Letter, A4, A6, Photo (4" x 6")/(10 x 15 cm), Photo L (3.5" x 5")/(9 x 13 cm), Photo 2L (5" x 7")/(13 x 18 cm), Index card (5" x 8")/(13 x 20 cm)
<b>Automatic 2-sided Printing</b>	<b>Paper Type</b> Plain Paper, Recycled Paper
	<b>Paper Size</b> Letter, A4, Executive, A5
<b>Print Speed</b>	See your model's page on your local Brother website.

\*1 When printing on Letter size paper.

\*2 When the Borderless feature is set to On.

## Interface Specifications

<b>USB</b> <sup>*1</sup> <sup>*2</sup>	Use a USB 2.0 interface cable (Type A/B) that is no longer than 6 feet (2 m).
<b>LAN</b> (MFC-J4555DW)	Use an Ethernet UTP cable category 5 or greater.
<b>Wireless LAN</b>	IEEE 802.11a/b/g/n (Infrastructure) IEEE 802.11a/g/n (Wi-Fi Direct)

\*1 Your machine has a USB 2.0 Hi-Speed interface. The machine can also be connected to a computer that has a USB 1.1 interface.

\*2 Third party USB ports are not supported.

## Network Specifications



- (MFC-J1360DW/MFC-J1365DW/MFC-J1410DW)

You can connect your machine to a network for Network Printing and Network Scanning.

- (MFC-J4355DW/MFC-J4555DW)

You can connect your machine to a network for Network Printing, Network Scanning, PC-Fax Send, and PC-Fax Receive (Windows only).

<b>Network Security (Wired)</b> (MFC-J4555DW)		SMTP-AUTH, SSL/TLS (IPPS, HTTPS, SMTP, FTP, LDAP), SNMP v3, 802.1x (EAP-MD5, EAP-FAST, PEAP, EAP-TLS, EAP-TTLS), OAuth (SMTP), Kerberos, IPsec
<b>Network Security (Wireless)</b> (MFC-J1360DW/MFC-J1365DW/MFC-J1410DW/MFC-J4355DW)		SSL/TLS (IPPS, HTTPS), 802.1x (EAP-FAST, PEAP, EAP-TLS, EAP-TTLS)
<b>Network Security (Wireless)</b> (MFC-J4555DW)		SMTP-AUTH, SSL/TLS (IPPS, HTTPS, SMTP, FTP, LDAP), SNMP v3, 802.1x (EAP-FAST, PEAP, EAP-TLS, EAP-TTLS), OAuth (SMTP), Kerberos, IPsec
<b>Wireless Network Security</b> <sup>*1</sup>		WEP 64/128 bit, WPA-PSK (TKIP/AES), WPA2-PSK (TKIP/AES), WPA3-SAE (AES)
<b>Wireless Setup Support Utility</b>	<b>WPS</b>	Yes

<sup>\*1</sup> Wi-Fi Direct supports WPA2-PSK (AES) only.

## Computer Requirements Specifications

### Supported Operating Systems And Software Functions

Computer Platform & Operating System Version	Computer Interface			Processor	Hard Disk Space to Install <sup>*1</sup>	
	USB <sup>*2</sup>	Wired LAN <sup>*3</sup>	Wireless LAN		For Drivers	For Applications (Including Drivers)
Windows 10 Home <sup>*4 *5</sup> Windows 10 Pro <sup>*4 *5</sup> Windows 10 Education <sup>*4 *5</sup> Windows 10 Enterprise <sup>*4 *5</sup>	Printing PC Fax <sup>*6</sup> Scanning			32 bit (x86) or 64 bit (x64) processor	80 MB	2.0 GB
Windows 11 Home <sup>*4 *5</sup> Windows 11 Pro <sup>*4 *5</sup> Windows 11 Education <sup>*4 *5</sup> Windows 11 Enterprise <sup>*4 *5</sup>				64 bit (x64) processor		
Windows Server 2016 Windows Server 2019 Windows Server 2022	Printing Scanning	Printing		64 bit (x64) processor	80 MB	80 MB

macOS v13 <sup>*7</sup> macOS v14 <sup>*7</sup> macOS v15 <sup>*7</sup>	Printing PC Fax (Send) <sup>*6</sup> Scanning	64 bit processor	N/A	500 MB
ChromeOS™	Printing Scanning	N/A	N/A	N/A
Linux (Supported Package Management System: dpkg, rpm) <sup>*8</sup>	Printing PC Fax (Send) <sup>*6</sup> Scanning	32 bit (x86) or 64 bit (x64) processor	20 MB	20 MB

\*1 An Internet connection is required to install the software.

\*2 Third party USB ports are not supported.

\*3 MFC-J4555DW only.

\*4 For WIA, 1200 x 1200 resolution.

\*5 PaperPort™ 14SE supports Windows 10 and Windows 11.

\*6 PC Fax supports black and white only. (For models with facsimile function)

\*7 macOS Disclaimer

AirPrint capable: Printing, scanning, or PC faxing(Send) via macOS requires the use of AirPrint. Mac drivers are not provided for this machine.

\*8 The driver is known to work on the following Linux Distributions.

Red Hat Enterprise Linux 8.6 64bit, Red Hat Enterprise Linux 9.1 64bit, Fedora 39 64bit, Mageia 9 32bit, Mageia 9 64bit, openSUSE 15.5 64bit, SUSE Enterprise15-SP4 64bit, Debian 12.2.0 32bit, Debian 12.2.0 64bit, Ubuntu MATE 18.04 32bit, Ubuntu 22.04 64bit, Ubuntu 23.10 64bit, Linux Mint 21.2 64bit, Ubuntu 24.04 64bit.

For the latest driver updates, go to your model's **Downloads** page at [support.brother.com/downloads](https://support.brother.com/downloads).

For the latest supported OS, go to your model's **Supported OS** page at [support.brother.com/os](https://support.brother.com/os).

All trademarks, brand and product names are the property of their respective companies.



## Related Information

- [Appendix](#)

Did you find the information you needed?

- Yes
- No