



HIGH POWERED. HIGH DESIGN.

This new **Viking RVL Collection** bridges present and future with a fully integrated design that fits seamlessly into surrounding cabinetry. Although its sleek look is decidedly minimal, it boldly conveys Viking performance at a glance. And rest assured, no commercial cooking power was sacrificed for appearance sake. With streamlined silhouettes, a sleek user interface, transitional sizes, and outfitted in stunning black glass or stainless steel with black glass, this collection gives you limitless contemporary design possibilities that will ignite your culinary passions.

MODEL NUMBERS

MVSOE6301BG – 30"W. Single Oven (Black Glass)

MVDOE6301BG – 30"W. Double Oven (Black Glass)

MVSOE6301SS – 30"W. Single Oven (Stainless Steel/Black Glass)

MVDOE6301SS – 30"W. Double Oven (Stainless Steel/Black Glass)

DESIGN AND INSTALLATION FEATURES

- All black glass or stainless steel with black glass front offer a sleek, modern aesthetic to complement any kitchen style
- Touch control ensures intuitive operation with a smooth, easy-to-clean interface
- Seamless integration with no bottom venting creates a high-end, built-in look without visible vents disrupting the design
- Minimal product reveals enhance the streamlined, modern aesthetic with reduced visible edges
- Clean airwashed door regulates intake air to cool the oven and outer glass, ensuring safety and optimal performance
- Ability to install two single or double ovens side-by-side provides flexibility for large kitchens and multi-course meal preparation
- Sleek monochromatic chrome handles add a refined, luxurious touch that blends seamlessly with modern appliances
- European-style hinge ensures smooth, durable door operation
- Can be installed flush or integrated, allowing for flexible design options to match any kitchen layout

COOKING FEATURES

- Two-speed convection system evenly circulates air throughout the oven for consistent cooking results
- Concealed 6-pass bake element keeps the oven floor smooth for easy cleanup and a sleek interior
- 10-pass broiler with heat reflector ensures even browning and crisping for perfectly broiled dishes
- Two full-extension TruGlide racks per cavity with five rack positions maximize cooking space and provide easy, safe access to dishes
- Oven functions, including Bake, Convection Bake, TruConvec, Convection Roast, and Broil (HI/MED/LOW), offer versatile cooking options for every dish
- Temperature probe monitors internal food temperature and automatically turns off the oven to prevent overcooking
- Delay Start allows the oven to start at a preset time and turn off when cooking is complete, providing flexibility for busy schedules
- Two timer functions allow precise cooking control, with one dedicated to the oven and another as a standalone timer



MVSOE6301BG



MVSOE6301SS



MVDOE6301BG



MVDOE6301SS

- Steam clean feature uses steam to loosen food debris in just 20 minutes, making light and medium cleaning quick and effortless
- Two halogen oven lights per cavity provide bright, energy-efficient lighting for clear visibility while cooking

CAPACITY

- Overall – 4.28 cubic ft.
 - 25"W. x 16"H. x 18.5"D.

CONNECTIVITY

- Touch control panel with guided recipes via Fresco App
- Over-the-air software updates
- Diagnostics

WARRANTY

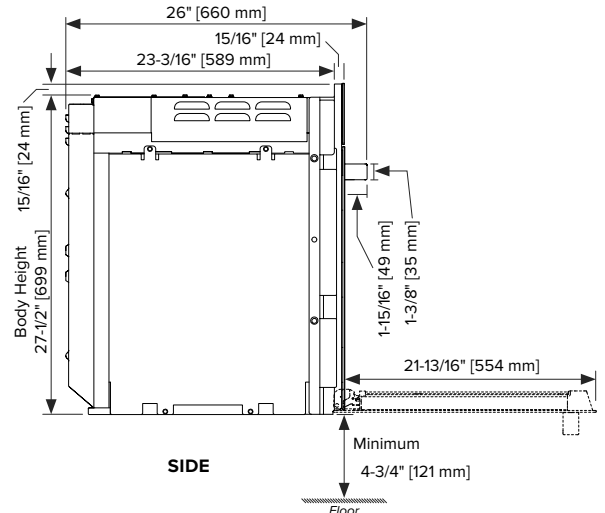
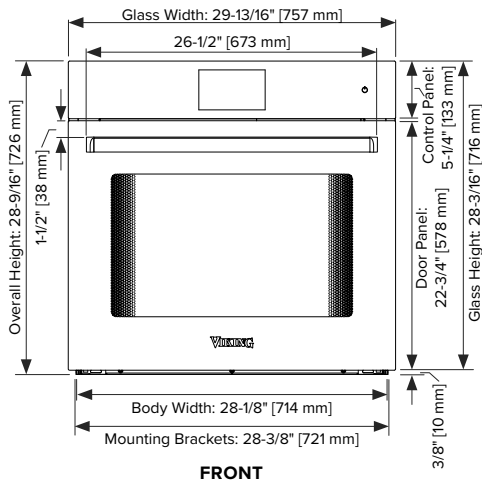
- 2-year full – complete product
- 90-day full – cosmetic parts such as glass, painted items and decorative items
- 5-year limited – electric heating element



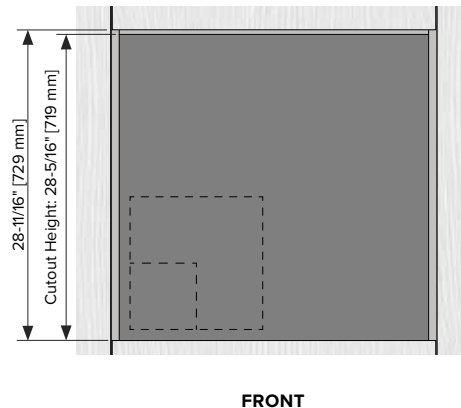

Model	MVSOE6301	MVDOE6301
Overall Width	29-13/16" (75.72 cm)	
Overall Height	28-9/16" (69.94 cm)	51-7/16" (130.64 cm)
Overall Depth	To front of handle – 26" (66.0 cm) To front of glass door – 24-1/8" (61.3 cm) Depth of door open – 21-13/16" (54.4 cm) Depth into cabinetry – 23-3/16" (58.9 cm)	
Cutout Width	Standard and Flush Mount – 28-1/2" (72.4 cm) Flush Side by Side – 28-9/16" (72.5 cm)	
Cutout Height	Standard and Flush Mount – 28-5/16" (71.9 cm)	Standard and Flush Mount – 51-1/8" (129.8 cm)
Cutout Depth	Standard and Flush Mount – 23-1/4" (59.06 cm)	
Electrical Requirements	Oven requires a separate, grounded 4-wire, 240V (AC), 30 amp (single ovens) and 50 amp (double ovens) service with its own circuit breaker. Unit is equipped with no. 10 ground wire in conduit. Should be fused separately.	
Max. Amp Usage	240 VAC - 25.0 amps, 6.0 kW; 208 VAC - 21.6 amps, 4.5 kW	240 VAC - 50.0 amps, 12.0 kW; 208 VAC - 43 amps, 9 kW
Interior Dimensions	25"W. (63.5 cm) x 16"H. (40.6 cm) x 18-1/2" (50.0 cm)	
Oven Volume	AHAM Standard – 3.8 cu. ft.; Total Oven Cavity – 4.3 cu. ft	
Approximate Shipping Weight	260 lb. (117.93 kg)	385 lb. (174.63 kg)

Please do not prepare installation from brochure data only. See installation instructions for important clearance/installation information.
 **The AHAM Standard for measuring oven capacity subtracts the door plug and convection baffle dimension from the total oven volume.

30"W. SINGLE OVEN

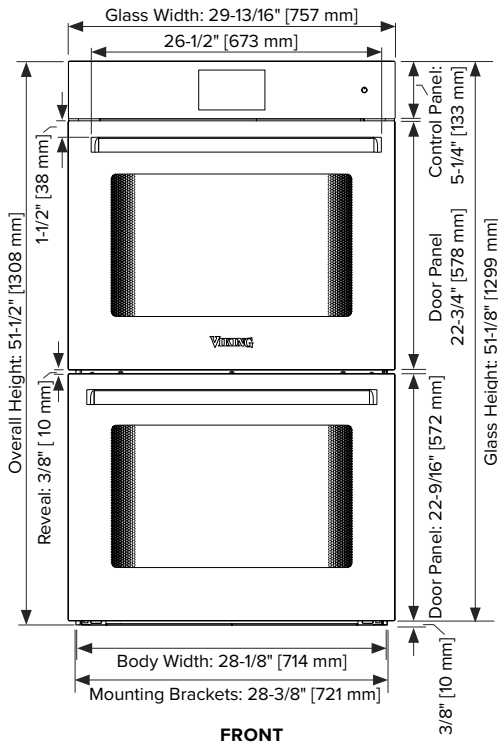


Cabinet Cutouts

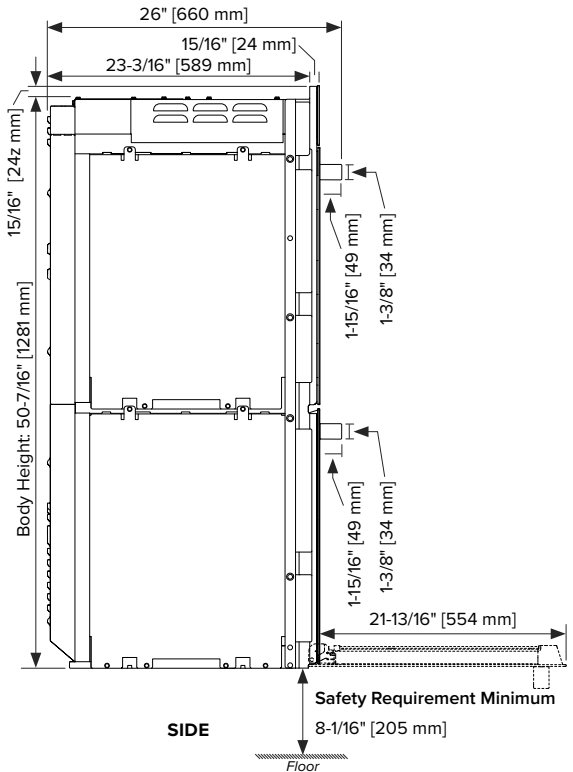




30"W. DOUBLE OVEN

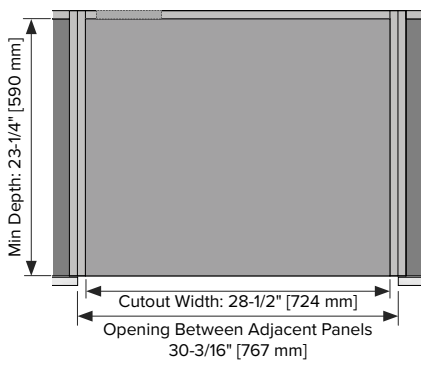


FRONT

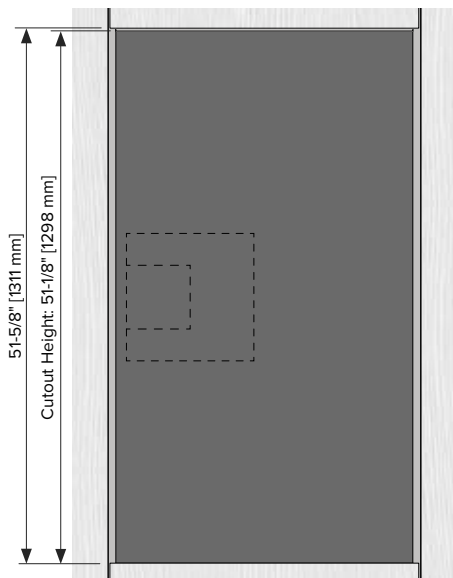


SIDE

Cabinet Cutouts



TOP



FRONT

FIND YOUR LOCAL DEALER AT VIKINGRANGE.COM
FOR PRODUCT INFORMATION, CALL 1-888-845-4641 OR VISIT OUR WEBSITE

VIKING RANGE, LLC 111 FRONT STREET GREENWOOD, MS 38930 USA
© 2020 VIKING RANGE, LLC. ALL RIGHTS RESERVED.

