

IR36551/S/P



FEATURES

Wolf induction technology offers consistent, precise temperature control and nearly instantaneous temperature adjustment response

Every induction zone features Boost Mode for quick boils. The new 5500-watt zone supercharges Boost Mode to heat liquid in even the largest pots with incredible speed

Sturdy knobs mimic the experience of cooking with gas, offering precision across the temperature range. Flick past the highest setting to quickly engage Boost Mode

Slick ceramic glass surface resists scratching, staining, and impact; because the cooktop stays relatively cool, spills wipe off easily

The Bridge function joins two induction zones into one large area, enabling use of an induction-capable griddle, open roaster, or fish poacher

Wolf's Dual VertiFlow™ convection system provides reliably even heat, reduces hot and cold spots, and enables consistent multi-rack cooking

Take the guesswork out of cooking with 10 chef-created cooking modes, including Bake, Broil, Convection, Convection Roast, Dehydrate, Gourmet, Proof, Roast, Stone, and Warm

Gourmet Mode features nearly 50 presets that automatically control the oven to ensure delicious results

Control your range from wherever you are using our convenient Owners' App—remotely preheat, adjust temperatures, select modes, and more

Stainless-steel construction, heavy-duty handles, and Wolf's iconic knobs make a striking statement and coordinate elegantly with similarly styled Sub-Zero, Wolf, and Cove appliances

ACCESSORIES

30" Broiler Pan and Rack

30" Premier Baking Sheet

36" Dehydration Rack Set

36" Full-Extension Ball-Bearing Oven Rack

36" Induction Range Brushed Brass Bezel Kit

36" Multifunction Pan

36" Standard Oven Rack

Bake Stone Kit

Filler Trim

Temperature Probe

Stainless Steel Kickplates

Rear Caster Covers

Front Leg Extension Covers

Professional Induction Range Knob Kits

5" and 10" stainless steel risers, and 20" riser with shelf

Accessories available through an authorized dealer.

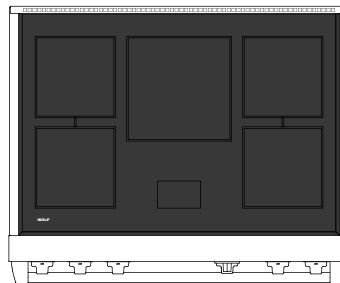
For local dealer information, visit subzero-wolf.com/locator.



KNOB OPTIONS



TOP CONFIGURATION



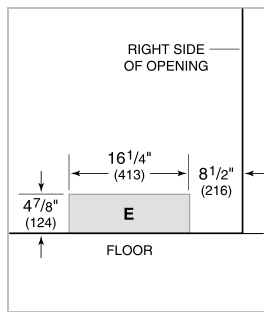
COOKTOP SPECIFICATIONS

- Five induction zones
- 4 - 8" 2,100 Watt element with 3,700 W Boost
- 1 - 11" 2,600 W Zone with 5,500 W Boost

PRODUCT SPECIFICATIONS

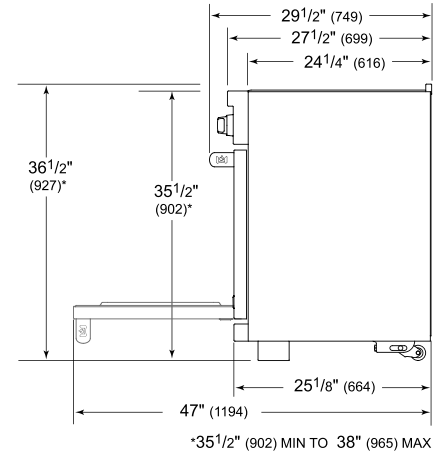
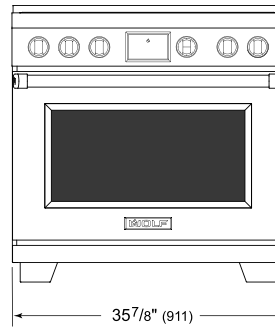
Model	IR36551/S/P
Dimensions	35 7/8"W x 36 1/2"H x 29 1/2"D
Oven 1 Interior Dimensions	31 1/4"W x 17 1/2"H x 20"D
Oven 1 Usable Capacity	4.1 cu. ft.
Oven 1 Overall Capacity	6.3 cu. ft.
Door Clearance	21"
Weight	445 lbs
Electrical Supply	240/208 VAC, 60 Hz
Electrical Service	50 amp dedicated service

ELECTRICAL

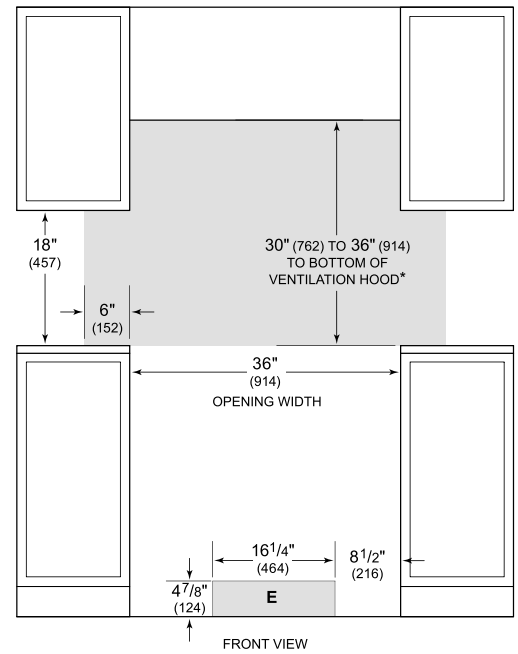
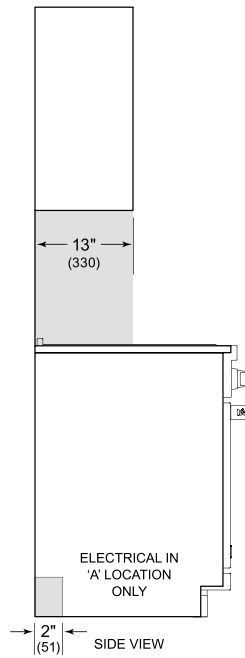


NOTE: Dimensions in parenthesis are in millimeters unless otherwise specified

DIMENSIONS



STANDARD INSTALLATION



**Without ventilation hood, 36" (914) minimum clearance countertop to combustible materials.
 NOTE: Shaded area above countertop indicates minimum clearance to combustible surfaces.
 Combustible materials cannot be located within this area.
 For island installation, 12" (305) minimum clearance back of range to combustible rear wall above countertop.*