



Engineered with over

50 ✓
POINTS OF INSPECTION

20 % MORE EFFECTIVE
at removing pollutants

up to **44** %
QUIETER

GLA1



GLA2



GLA3

Glacier SERIES
More power. More features.
Step-up your ventilation.





GLA1303BL

Engineered with over
50
POINTS OF INSPECTION

20% MORE EFFECTIVE
at removing pollutants

up to **44**%
QUIETER

Glacier 1 SERIES

Width (inches)	24, 30, 36, 42
Max Blower CFM ¹	350
Sones ²	1.5
Duct	3-1/4" x 10" or 7" RD



Hidden
Rocker
Switches



GU10 LED
Lighting



High
Efficiency
Micro-mesh
Filters



GLA2303SS

Engineered with over
50
POINTS OF INSPECTION

20% MORE EFFECTIVE
at removing pollutants

up to **44**%
QUIETER

Glacier 2 SERIES


Width (inches)	30, 36
Max Blower CFM ¹	350
Sones ²	1.5
Duct	3-1/4" x 10" or 7" RD




Tap Touch
Controls



Strip LED
Lighting



High
Efficiency
Micro-mesh
Filters



GLA3304WW

Engineered with over
50
POINTS OF INSPECTION

AUTOMATED VENTILATION
WITH SmartSense®

up to **74**%
QUIETER

CR1
CODE READY
TECHNOLOGY

Glacier 3 SERIES

Width (inches)	30, 36
Max Blower CFM ¹	490 (Dual Blower)
Sones ²	1.0
Duct	3-1/4" x 10" or 7" RD




Whisper
Touch
Infrared
Controls



Strip LED
Lighting



Ultra
Efficiency
Hybrid Baffle
Filters



¹ MAX Blower CFM indicates hood blower performance in open air. Find HVI rated performance for these models in the product specification sheet at Broan-NuTone.com

² Sones at normal (or working) speed.

³ SS=Stainless Steel, BL=Black, BLS=Black Stainless Steel, WW=White with color-matched controls.



BROAN-NUTONE.COM | 800-558-1711 | 926 WEST STATE STREET, HARTFORD, WISCONSIN 53027

FROM THE LEADER IN INDOOR AIR QUALITY