

# RISE™ 24" Built-In Undercounter Wine Cellar JUWFL242HL (Left Swing)



## Features

### Daring Obsidian Interior

Inspired by volcanic glass, this dark finish erupts with reflective, high-contrast style. Let the object of your desire emerge like vibrant art, begging to be consumed.

### 45 Bottle Capacity

Drench your desires. Chilled from neck to end, every bottle of cool, liquid temptation is cradled in one of two precision temperature zones.

### Independent Temperature Zones

Compose ideal climates for choice wines. Two temperature zones and eight curated presets await your command.

### UV-Resistant Thermal Glass

Let your tongue meet tannins. Double-paned glass helps filter out ultraviolet light and helps reject temperature swings to sustain the body and finish you covet.

### Marquee Lighting

Light up the night. Strips of LED lighting run vertically on either side of the cellar, illuminating each label so you can select a perfect pairing.

### Stealth Flush Design

Create an unbroken silhouette. Discreet  $\frac{1}{8}$ " reveals envelop every side, without exposed hinges or trim pieces.

### Smooth Close Racks

Smooth moves. Each beechwood rack opens and closes fluidly and quietly, even when fully loaded.

### Smooth Close Door

Quiet, soft, secure. An articulating hinge discreetly ushers the door open and gently pulls it closed.

### Precise Temperatures & Humidity

Unwavering conviction. Two temperature sensors in two zones keep the climate firmly within your control, while a single humidity sensor monitors quietly in the background for long term wine storage.



## Product Details

|                    |   |
|--------------------|---|
| Dimensions         | 23 $\frac{7}{8}$ " W x 34 $\frac{1}{8}$ " H x 23 $\frac{13}{16}$ " D    |
| Cutout Dimensions  | Min: 24" W x 34 $\frac{1}{2}$ " H x 24" D<br>Max: 24" W x 35" H x 24" D |
| Bottle Capacity    | 45  |
| Temperature Zones  | 2 Independent Zones   |
| Temperature Ranges | Upper: 42F to 54F<br>Lower: 42F to 64F                                  |
| Racks              | 6 Beechwood Racks   |
| Energy Rating      | TBD   |

# RISE™ 24" Built-In Undercounter Wine Cellar JUWFL242HL (Left Swing)

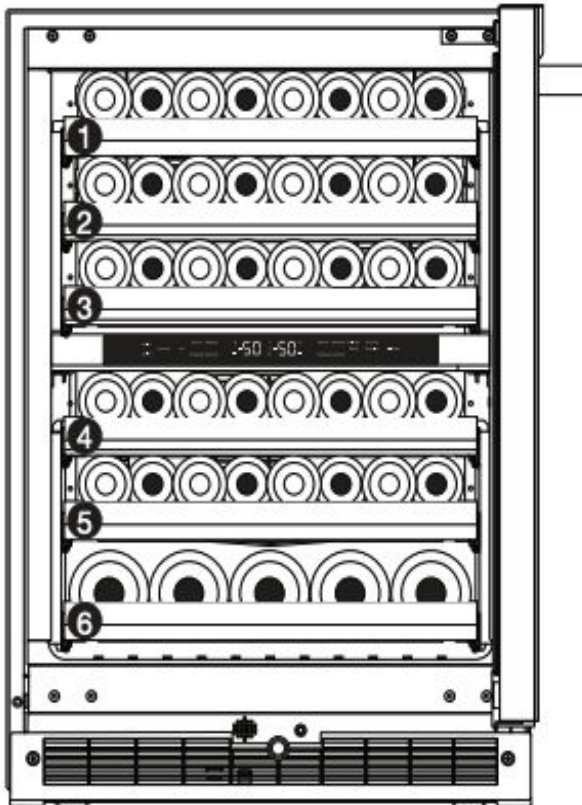


## Electrical

A 115 V, 60 Hz, AC only, 15 A or 20 A fused, grounded electrical supply is required. It is recommended that a separate circuit serving only your beverage center be provided. Use an outlet that cannot be turned off by a switch. Do not use an extension cord.

## Stocking Guide

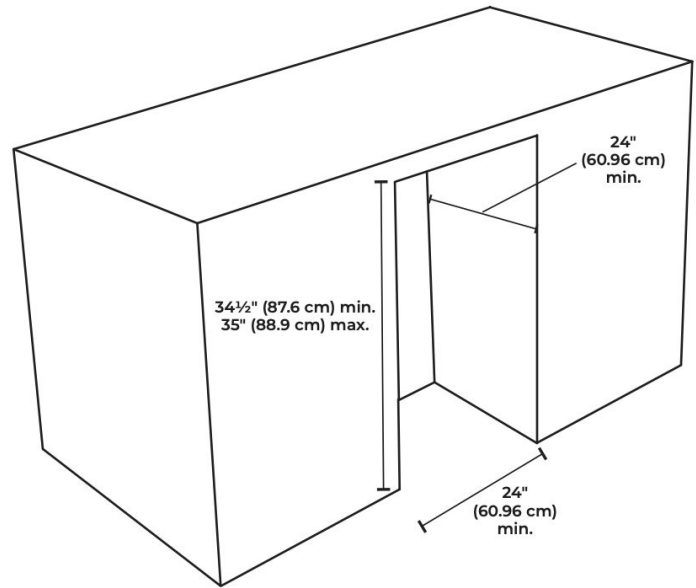
**NOTE:** For optimum wine storage, place white wines at the top of the wine cellar, light red wines in the center and champagne/larger diameter wine bottles at the bottom.



Racks 1-5: For storing up to eight 750 ml wine bottles [diameter less than or equal to 3 $\frac{1}{8}$ " (80 mm)]  
 Rack 6: For storing up to five larger wine bottles [diameter up to 3 $\frac{3}{4}$ " (95 mm)]

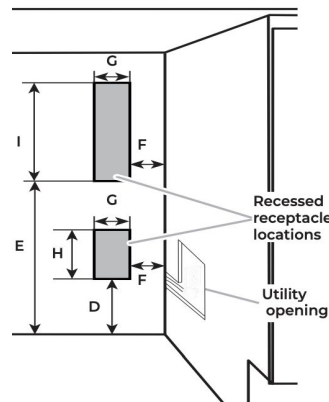
## Cutout Dimensions

- Height dimensions are shown with the leveling legs extended to the minimum height.  
**NOTE:** When leveling legs are fully extended, add 5/8" (15 mm) to the height dimensions. See "Product Dimensions."
- If the floor of the opening is not level with the kitchen floor, shim the opening to make it level with the kitchen floor.



For flush installation, the power outlet can be installed in adjacent cabinetry with a cutout on the power cord side for routing of the power cord.

The power outlet can also be recessed on the back wall behind the unit as per recommended receptacle locations in the above illustration.



|               |                                |
|---------------|--------------------------------|
| Dimension - D | 12 $\frac{1}{16}$ " (30.64 cm) |
| Dimension - E | 21 $\frac{3}{4}$ " (55.16 cm)  |
| Dimension - F | 1 $\frac{3}{4}$ " (4.44 cm)    |
| Dimension - G | 3" (7.55 cm)                   |
| Dimension - H | 4 $\frac{1}{2}$ " (11.37 cm)   |
| Dimension - I | 9 $\frac{3}{4}$ " (23.47 cm)   |