

NOIR™ 24" Built-In Undercounter Beverage Center JUBFL242HM (Left Swing)



Features

Daring Obsidian Interior

Inspired by volcanic glass, this dark finish erupts with reflective, high-contrast style. Let the object of your desire emerge like vibrant art, begging to be consumed.

Emotive Controls

Hold sway over every zone. Let your light-guided touch coax out the flavors of beverages, spirits and beyond.

Glass Shelves

Gaze through platforms of glass wrapped in unyielding shelf frames.

UV-Resistant Low-E Thermal Glass

Sustain what satiates. Double-paned glass helps filter out ultraviolet light and helps reject temperature swings to reserve the finest tastes for your discerning palate.

LED Lighting

LED lights instinctively come alive, chasing away shadows to reveal vivid details.

Smooth Close Racks

Smooth moves. Each beechwood rack opens and closes fluidly and quietly, even when fully loaded.

Smooth Close Door

Quiet, soft, secure. An articulating hinge discreetly ushers the door open and gently pulls it closed.

Independent Temperature Zones

Compose ideal climates for choice beverages and tempting bites. Two temperature zones and six curated presets await your command.

Serviced by a Select Few

We narrowed down our dedicated network to only the most experienced providers. Armed with extensive access to products and knowledge, their expertise is unmatched.



Product Details

Dimensions	23 ⁷ / ₈ " W x 34 ¹ / ₈ " H x 23 ¹⁵ / ₁₆ " D
Cutout Dimensions	Min: 24" W x 34 ¹ / ₂ " H x 24" D Max: 24" W x 35" H x 24" D
Bottle Capacity	13
Temperature Zones	2 Independent Zones
Temperature Ranges	Upper: 33F to 40F Lower: 42F to 64F
Shelves	1 Adjustable, 1 Fixed 2 Wood Rollout Racks
Energy Rating	239 kWh

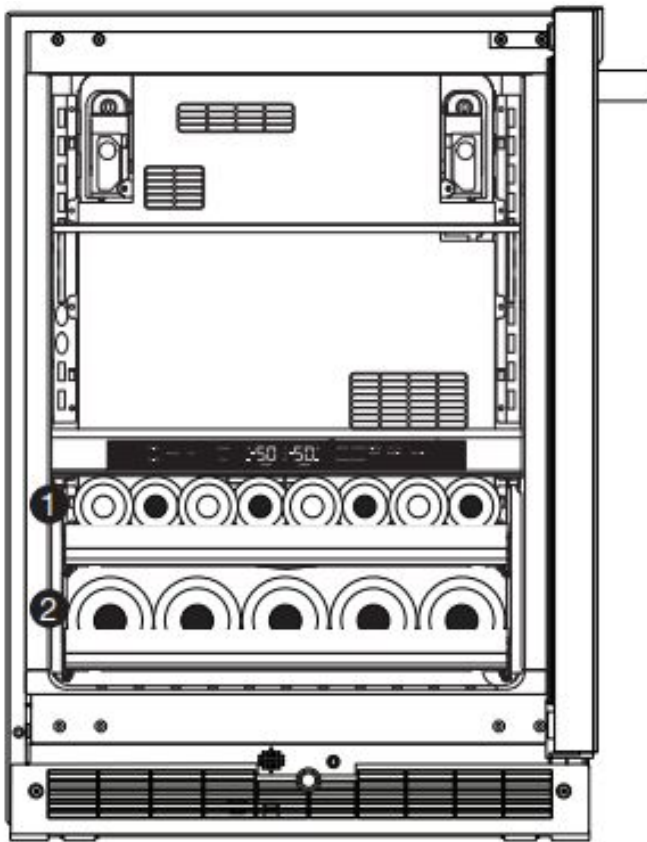
NOIR™ 24" Built-In Undercounter Beverage Center JUBFL242HM (Left Swing)



Electrical

A 115 V, 60 Hz, AC only, 15 A or 20 A fused, grounded electrical supply is required. It is recommended that a separate circuit serving only your beverage center be provided. Use an outlet that cannot be turned off by a switch. Do not use an extension cord.

Stocking Guide



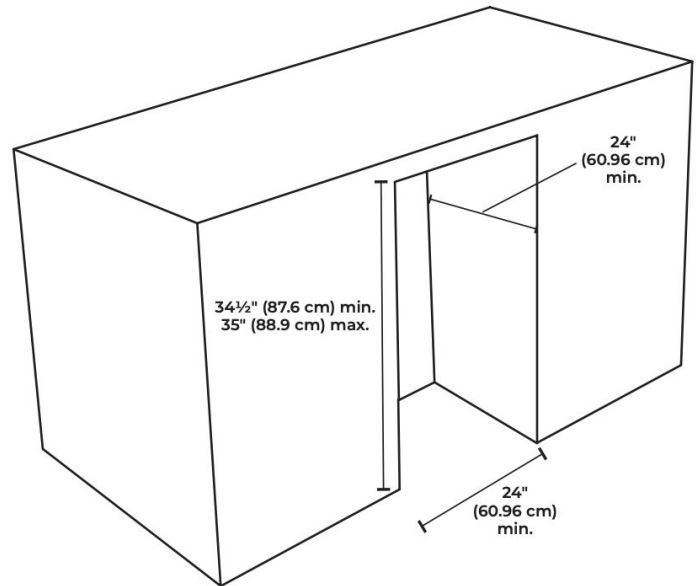
Rack 1: For storing up to eight 750 ml wine bottles
[diameter less than or equal to 3 $\frac{1}{8}$ " (80 mm)]
Rack 2: For storing up to five larger wine bottles
[diameter up to 3 $\frac{3}{4}$ " (95 mm)]

TO STOCK THE BEVERAGE CENTER SHELVES:

Place juices, sodas or other canned beverages on the glass shelves.

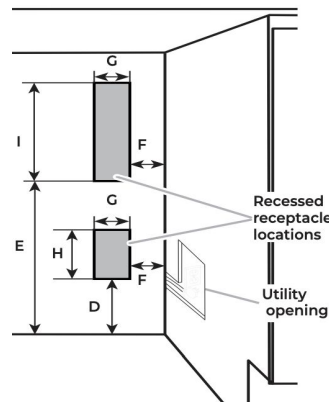
Cutout Dimensions

- Height dimensions are shown with the leveling legs extended to the minimum height.
NOTE: When leveling legs are fully extended, add 5/8" (15 mm) to the height dimensions. See "Product Dimensions."
- If the floor of the opening is not level with the kitchen floor, shim the opening to make it level with the kitchen floor.



For flush installation, the power outlet can be installed in adjacent cabinetry with a cutout on the power cord side for routing of the power cord.

The power outlet can also be recessed on the back wall behind the unit as per recommended receptacle locations in the above illustration.



Dimension - D	12 $\frac{1}{16}$ " (30.64 cm)
Dimension - E	21 $\frac{3}{4}$ " (55.16 cm)
Dimension - F	1 $\frac{3}{4}$ " (4.44 cm)
Dimension - G	3" (7.55 cm)
Dimension - H	4 $\frac{1}{2}$ " (11.37 cm)
Dimension - I	9 $\frac{3}{4}$ " (23.47 cm)